

Overexpression of SIRT6 in the hippocampal CA1 impairs the formation of long-term contextual fear memory

Xi Yin^{1#}, Yuan Gao^{2#}, Hai-Shui Shi^{2*}, Li Song², Jie-Chao Wang³, Juan Shao⁴, Xu-Hong Geng¹, Gai Xue⁵, Jian-Li Li⁵, Yan-Ning Hou⁵

¹ Department of Functional region of Diagnosis, Hebei Medical University Fourth Hospital, Hebei Medical University, Shijiazhuang 050011, China;

²Department of Biochemistry and Molecular Biology, College of basic medicine, Hebei Medical University, Shijiazhuang 050017, China;

³Department of vasculocardiology, Hebei Province Geriatric Hospital, Shijiazhuang, 050011, China;

⁴Department of Senile Disease, the Third Hospital of Hebei Medical University, Shijiazhuang 050000, China;

⁵Department of Pharmacy, the Bethune International Peace Hospital of PLA, Shijiazhuang 050082, China;

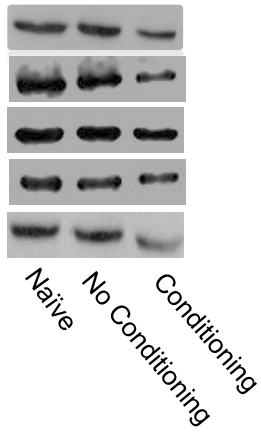


Fig. S1. Western blot results of SIRT6 expression in the CA1 region of rats 1h after fear conditioning.

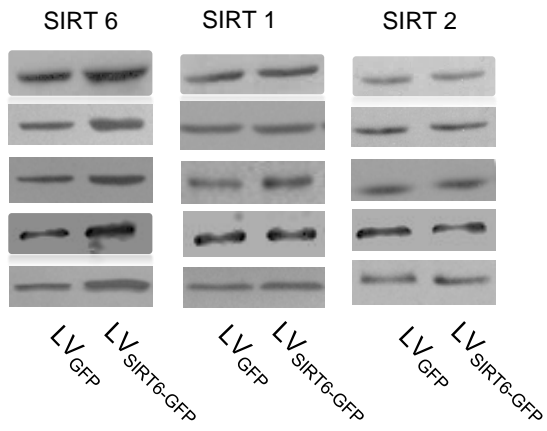


Fig. S2. Western blot results of several isoforms of SIRTs in the CA1 after LV_{SIRT6-GFP} or LV_{GFP} infusion.

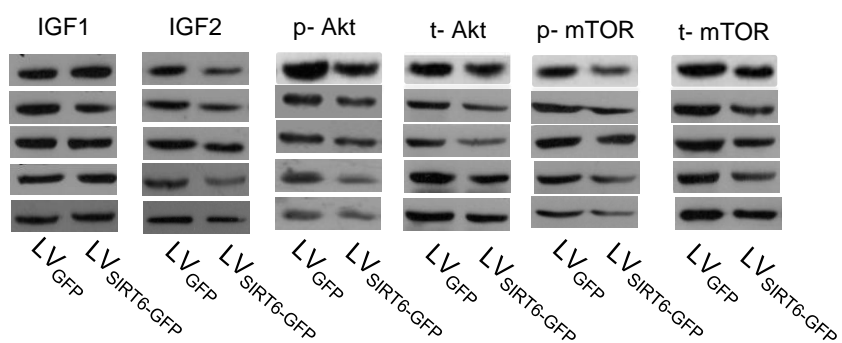


Fig.S3. Western blot results of expression and phosphorylation of IGF signaling-related proteins after SIRT6 overexpression in the CA1 of hippocampus.