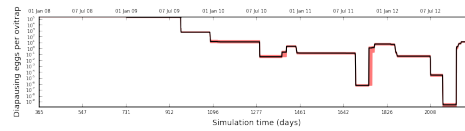
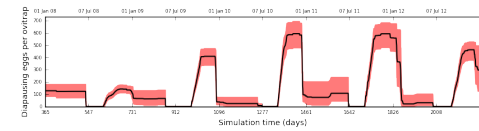


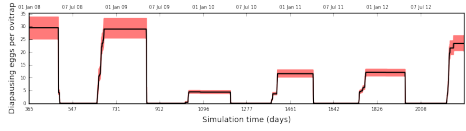
Bologna ($\Theta 1$)



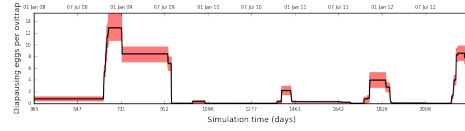
Bologna ($\Theta 2$)



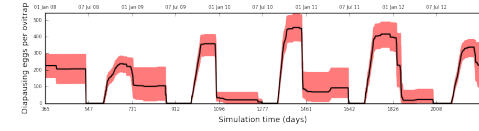
Bologna ($\Theta 3$)



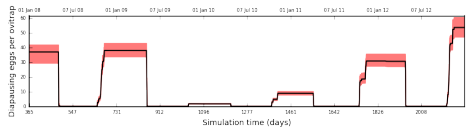
Ferrara ($\Theta 1$)



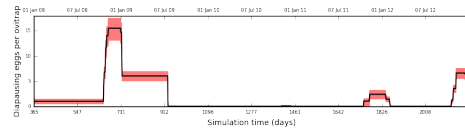
Ferrara ($\Theta 2$)



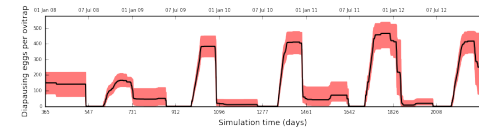
Ferrara ($\Theta 3$)



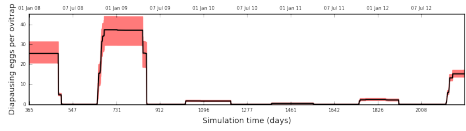
Modena ($\Theta 1$)



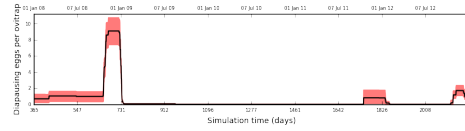
Modena ($\Theta 2$)



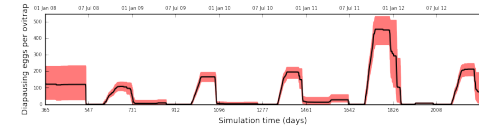
Modena ($\Theta 3$)



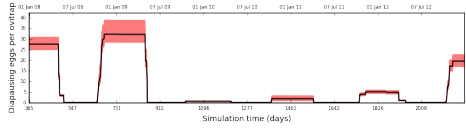
Piacenza ($\Theta 1$)



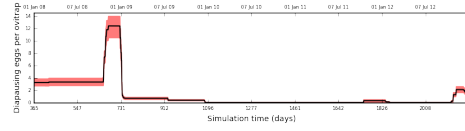
Piacenza ($\Theta 2$)



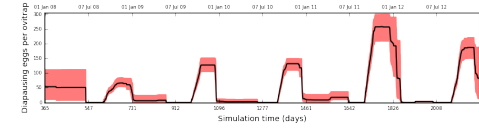
Piacenza ($\Theta 3$)



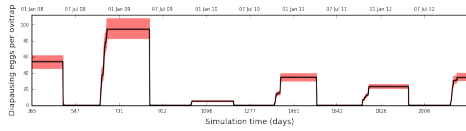
Parma ($\Theta 1$)



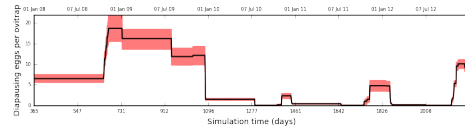
Parma ($\Theta 2$)



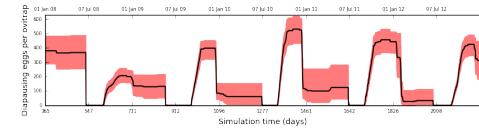
Parma ($\Theta 3$)



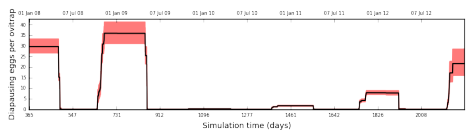
Ravenna ($\Theta 1$)



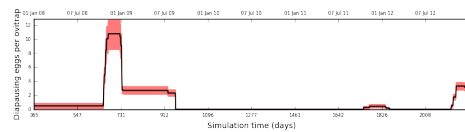
Ravenna ($\Theta 2$)



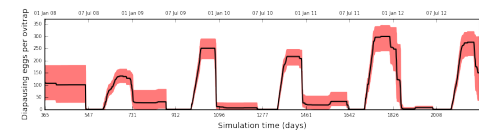
Ravenna ($\Theta 3$)



Reggio Emilia ($\Theta 1$)



Reggio Emilia ($\Theta 2$)



Reggio Emilia ($\Theta 3$)

Figure S.8. Simulated number of diapausing eggs per ovitrap.