




Appendix 1: Patients information visual analogue scale [posted as supplied by author]

How would you rate your pain during a contraction?




You put the marker on the ruler at the smiley face marked 1 if you don't feel any pain during a contraction.





You put the marker on the ruler at the smiley face marked 5 if you experience the worst pain you can imagine during a contraction.

You put the line on the white ruler at the face (or between faces) that correspond with your pain during a contraction. Or on the colored ruler the face that corresponds with your satisfaction with pain relief. The number on the back of the ruler will be written down.



How would you rate your satisfaction with pain relief?




5


You put the marker on the ruler at the smiley marked 5 if you are maximally satisfied with pain relief.




4: good pain relief



3: moderate pain relief



2: bad pain relief



1

You put the marker on the ruler at the smiley marked 1 if you are absolutely not satisfied with pain relief.