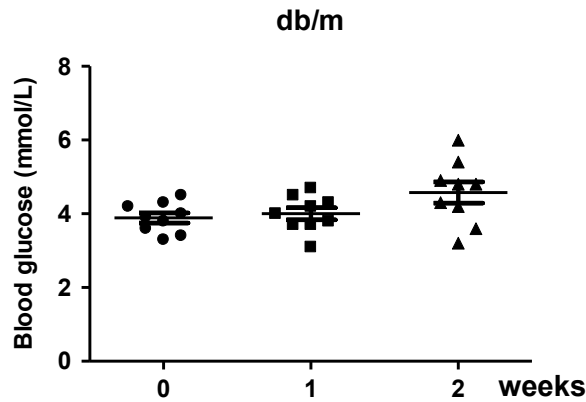
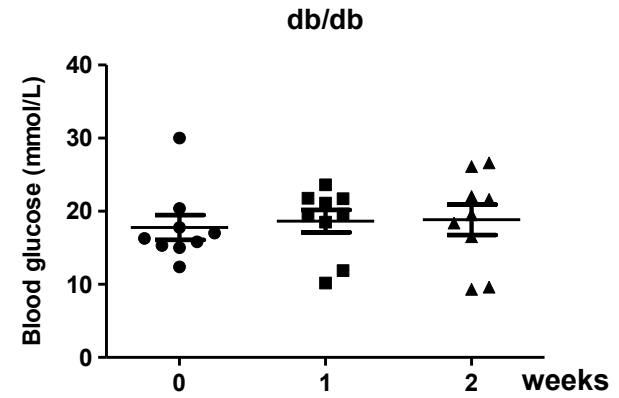
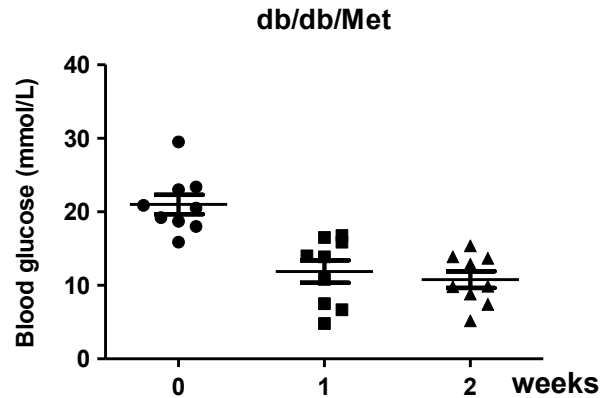
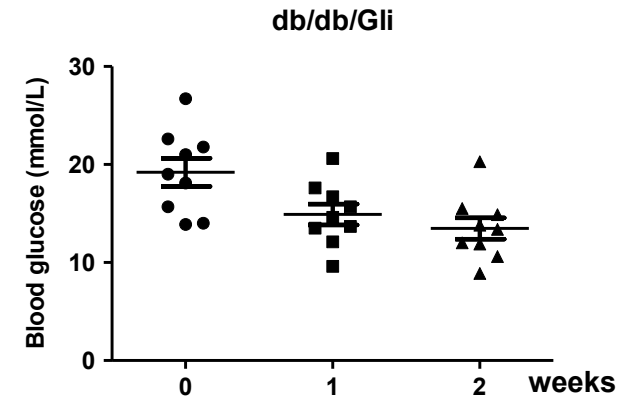


A**B****C****D**

S3 Fig. Metformin or glipizide lowered blood glucose in db/db mice. Scatterplots of fasting blood glucose level in various mouse groups. (A) db/m mice and (B,C,D) db/db mice were treated with saline (A,B), metformin (200 mg/kg/day) (C) or glipizide (1.3mg/kg/day) (D) for 2 weeks. Fasting blood glucose level was measured at the beginning of the experiment (0 week), 1, and 2 weeks after drug administration.