

# Inhibition of the ANT(2'')-Ia Resistance Enzyme and Rescue of Aminoglycoside Antibiotic Activity by Synthetic $\alpha$ -Hydroxytropolones

Danielle Hirsch,<sup>†,‡</sup> Georgina Cox,<sup>§</sup> Michael D'Erasmus,<sup>†,‡</sup> Tushar Shakya,<sup>§</sup> Christine Meck,<sup>†,‡</sup> Noushad Mohd,<sup>†</sup>  
Gerard D. Wright,<sup>§</sup> and Ryan P. Murelli<sup>†,‡,\*</sup>

<sup>†</sup>*Department of Chemistry, Brooklyn College, The City University of New York, 2900 Bedford Avenue,  
Brooklyn College 11210, United States*

<sup>‡</sup>*Department of Chemistry, The Graduate Center, The City University of New York, 365 Fifth Avenue, New  
York, NY 10016, United States*

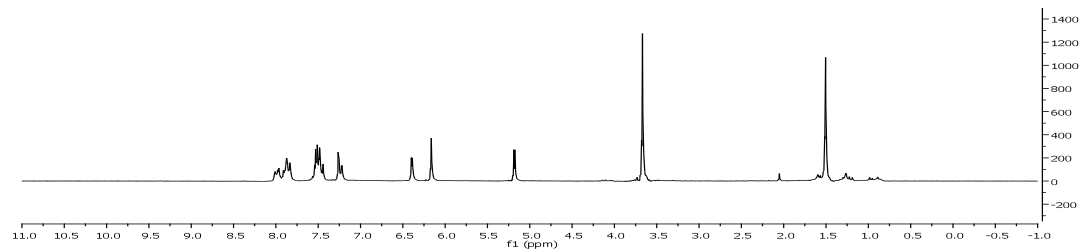
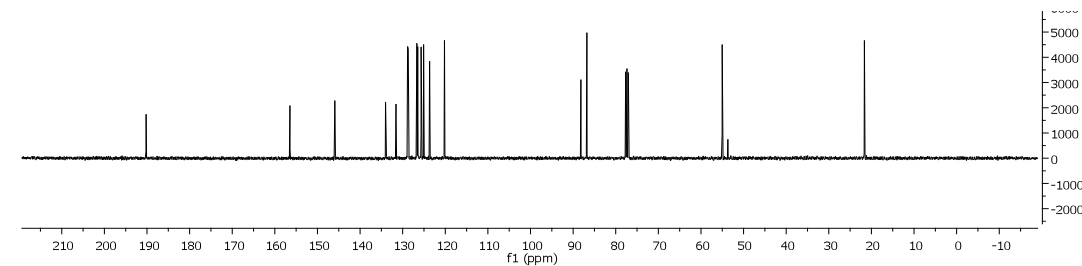
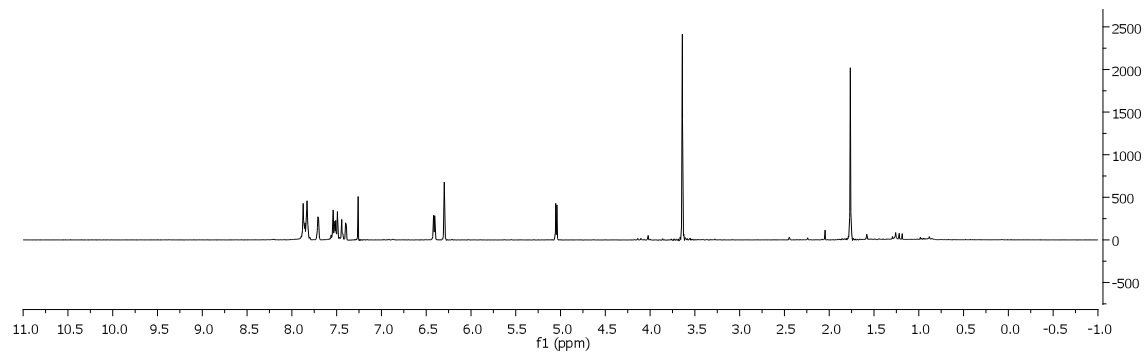
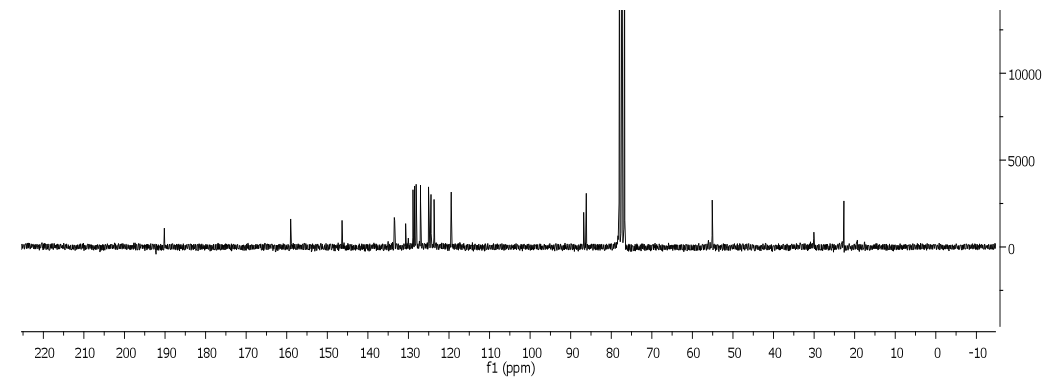
<sup>§</sup>*M. G. DeGroot Institute for Infectious Disease Research, McMaster University, 1200 Main Street, West Hamilton,  
ON L8N 4K1, Canada*

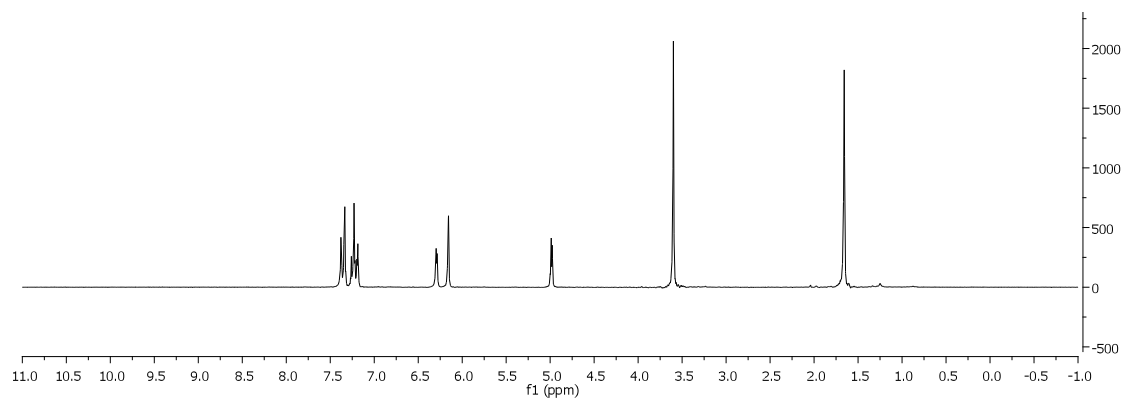
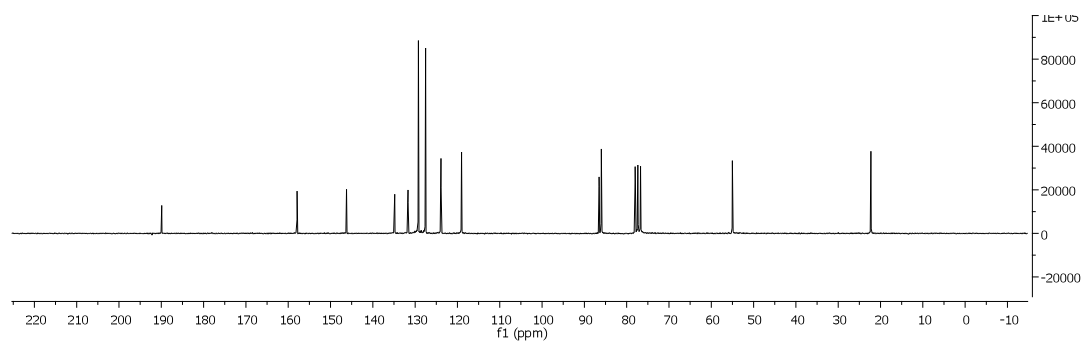
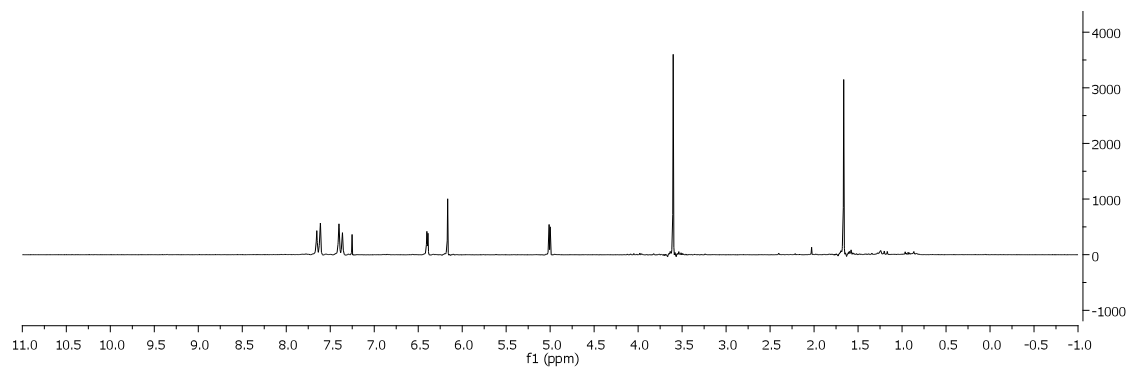
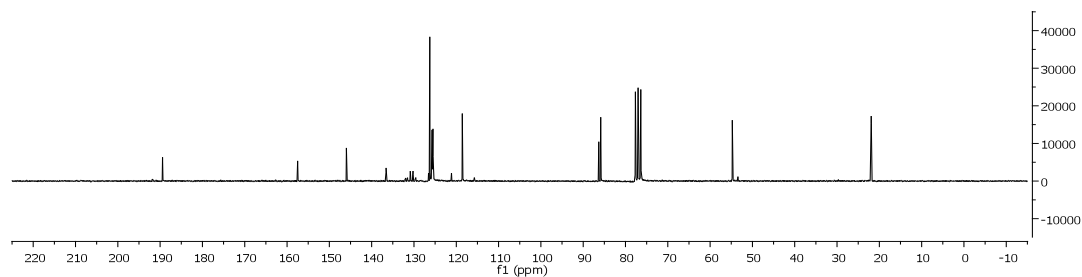
## Images of <sup>1</sup>H and <sup>13</sup>C NMR Spectra of All New Compounds

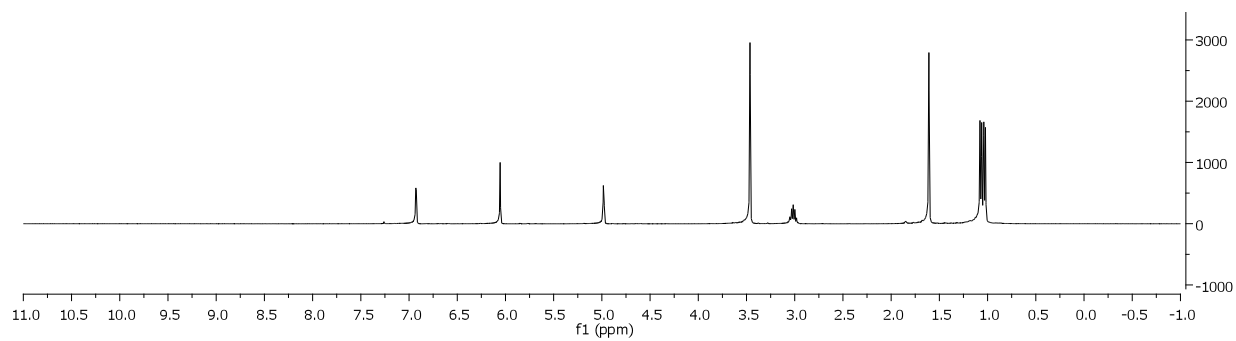
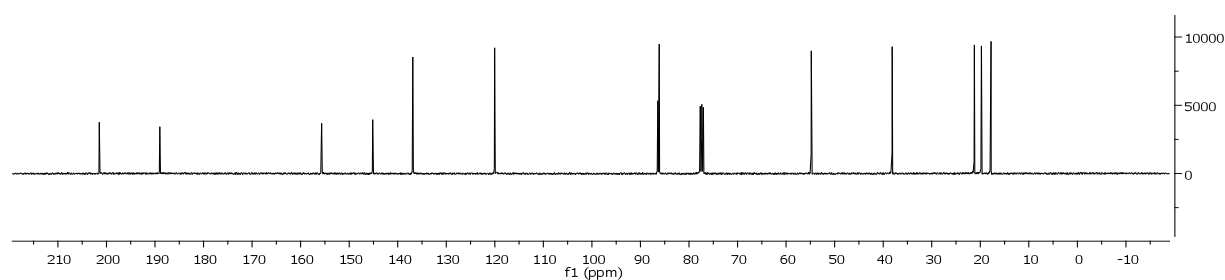
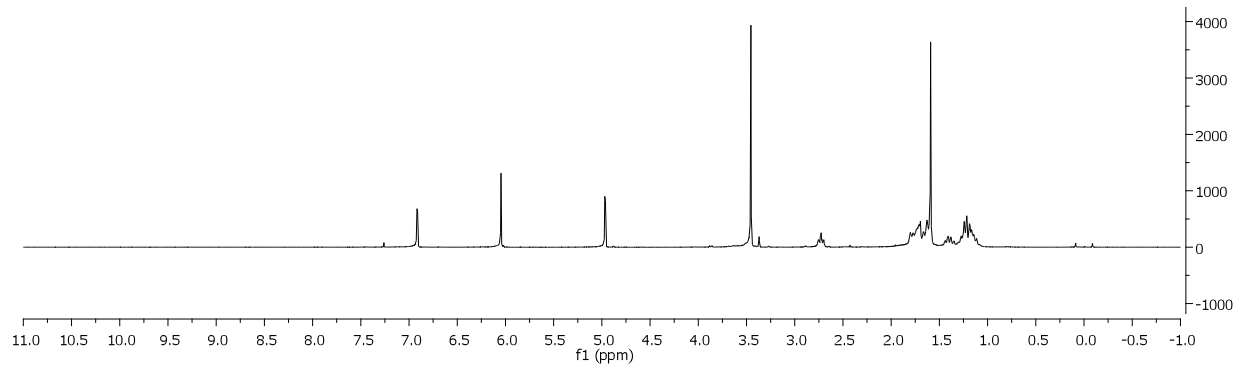
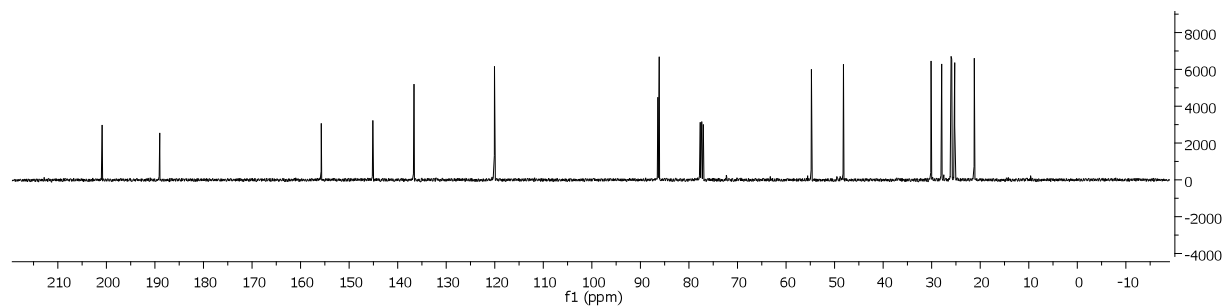
### Table of Contents

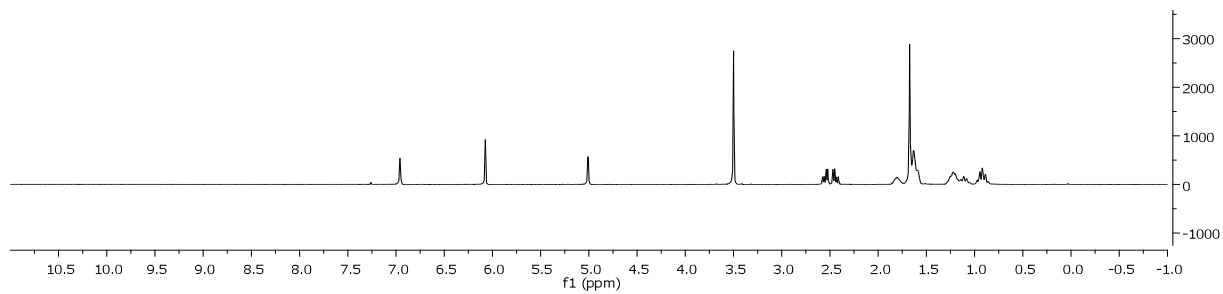
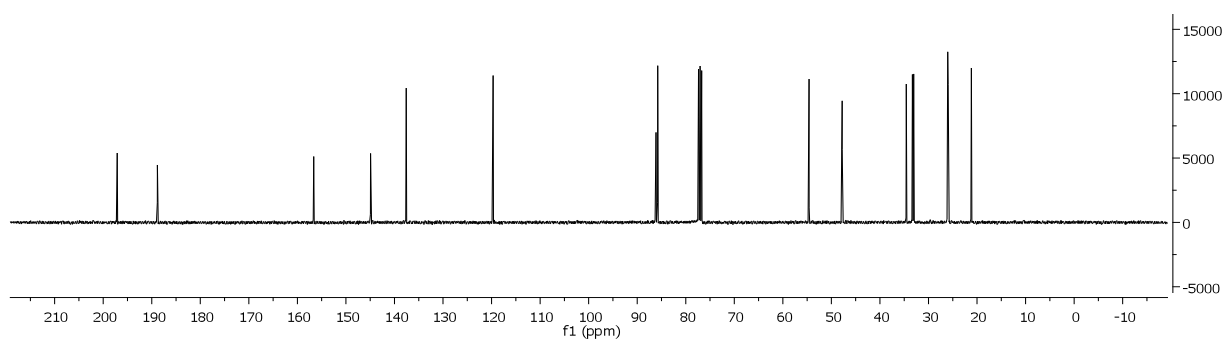
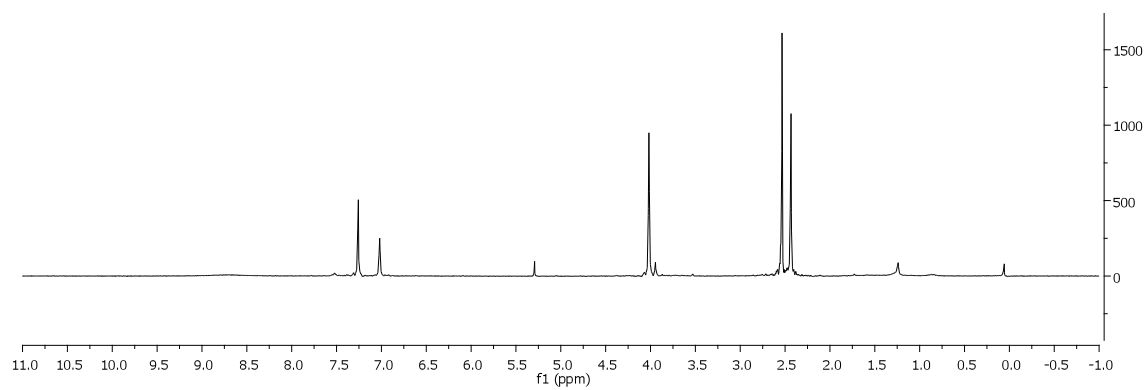
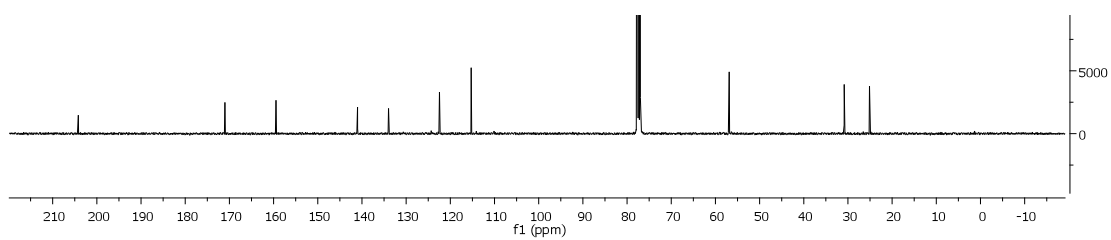
---

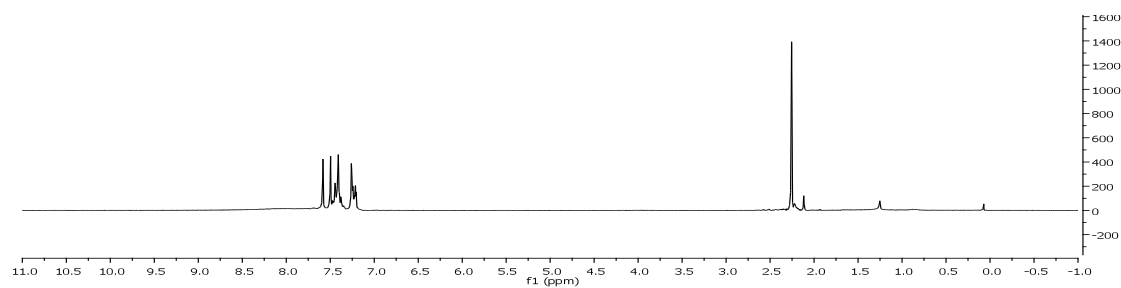
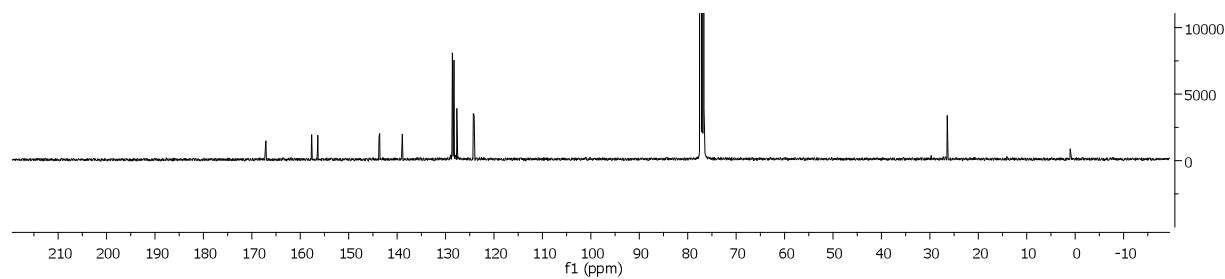
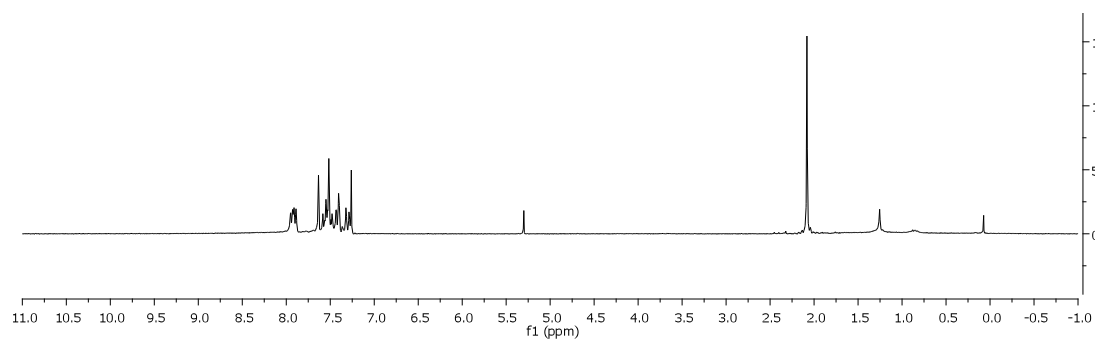
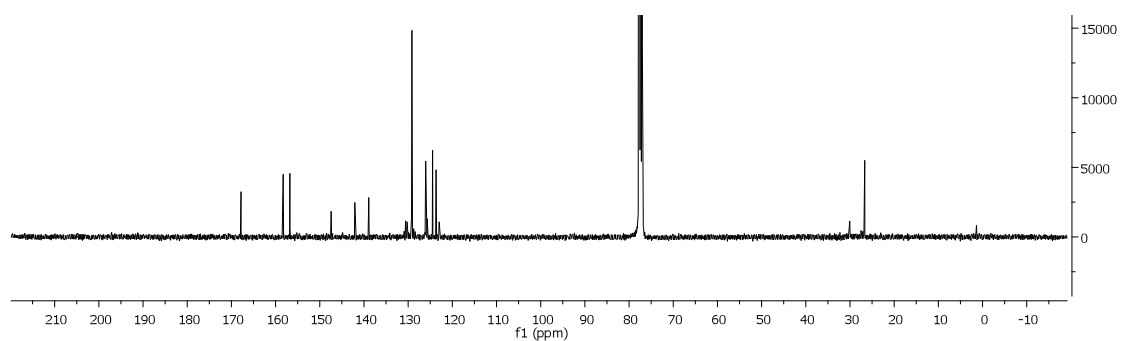
|  |      |
|--|------|
| 3-methoxy-5-methyl-6-(naphthalen-1-yl)-8-oxabicyclo[3.2.1]octa-3,6-dien-2-one ( <b>2j</b> ).....           | s-2  |
| 3-methoxy-5-methyl-6-(naphthalen-2-yl)-8-oxabicyclo[3.2.1]octa-3,6-dien-2-one ( <b>2k</b> ).....           | s-2  |
| 6-(4-chlorophenyl)-3-methoxy-5-methyl-8-oxabicyclo[3.2.1]octa-3,6-dien-2-one ( <b>2m</b> ).....            | s-3  |
| 3-methoxy-5-methyl-6-(4-(trifluoromethyl)phenyl)-8-oxabicyclo[3.2.1]octa-3,6-dien-2-one ( <b>2n</b> )..... | s-3  |
| 6-isobutyryl-3-methoxy-5-methyl-8-oxabicyclo[3.2.1]octa-3,6-dien-2-one ( <b>2o</b> ).....                  | s-4  |
| 6-(cyclohexanecarbonyl)-3-methoxy-5-methyl-8-oxabicyclo[3.2.1]octa-3,6-dien-2-one ( <b>2p</b> ).....       | s-4  |
| 6-(2-cyclohexylacetyl)-3-methoxy-5-methyl-8-oxabicyclo[3.2.1]octa-3,6-dien-2-one ( <b>2q</b> ).....        | s-5  |
| 4-acetyl-2-hydroxy-7-methoxy-5-methylcyclohepta-2,4,6-trienone ( <b>4e</b> ).....                          | s-5  |
| 2,7-dihydroxy-4-methyl-5-phenylcyclohepta-2,4,6-trienone ( <b>3i</b> ).....                                | s-6  |
| 2,7-dihydroxy-4-methyl-5-(naphthalen-1-yl)cyclohepta-2,4,6-trienone ( <b>3j</b> ).....                     | s-6  |
| 2,7-dihydroxy-4-methyl-5-(naphthalen-2-yl)cyclohepta-2,4,6-trienone ( <b>3k</b> ).....                     | s-7  |
| 4-(4-bromophenyl)-2,7-dihydroxy-5-methylcyclohepta-2,4,6-trienone ( <b>3l</b> ).....                       | s-7  |
| 4-(4-chlorophenyl)-2,7-dihydroxy-5-methylcyclohepta-2,4,6-trienone ( <b>3m</b> ).....                      | s-8  |
| 2,7-dihydroxy-4-methyl-5-(4-(trifluoromethyl)phenyl)cyclohepta-2,4,6-trienone ( <b>3n</b> ).....           | s-8  |
| 4-acetyl-2,7-dihydroxy-5-methylcyclohepta-2,4,6-trienone ( <b>3o</b> ).....                                | s-9  |
| 4-(cyclohexanecarbonyl)-2,7-dihydroxy-5-methylcyclohepta-2,4,6-trienone ( <b>3p</b> ).....                 | s-9  |
| 4-(2-cyclohexylacetyl)-2,7-dihydroxy-5-methylcyclohepta-2,4,6-trienone ( <b>3q</b> ).....                  | s-10 |

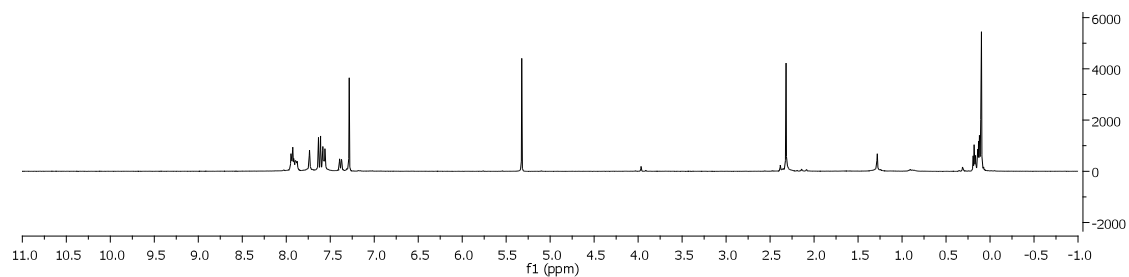
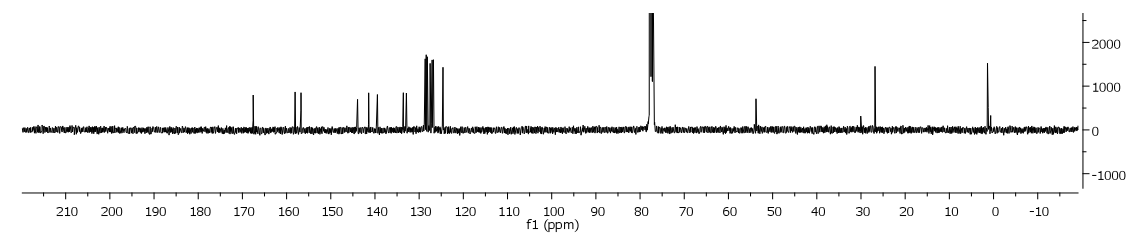
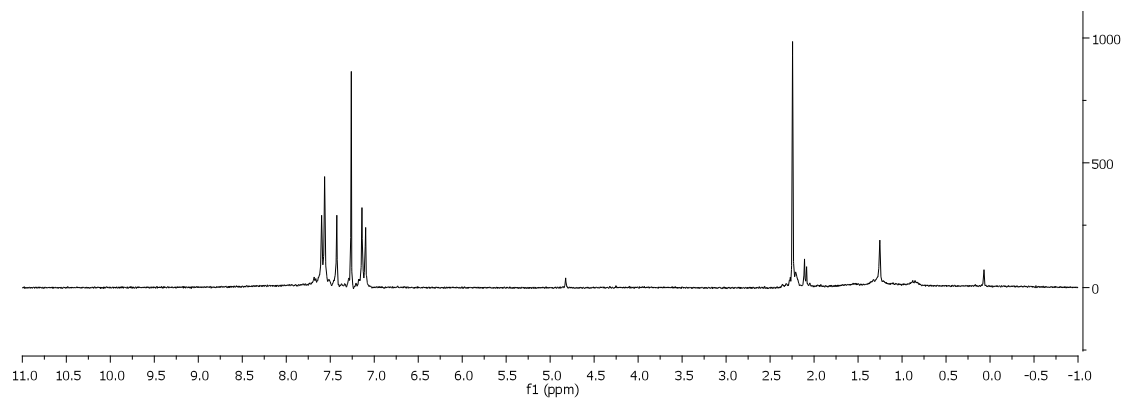
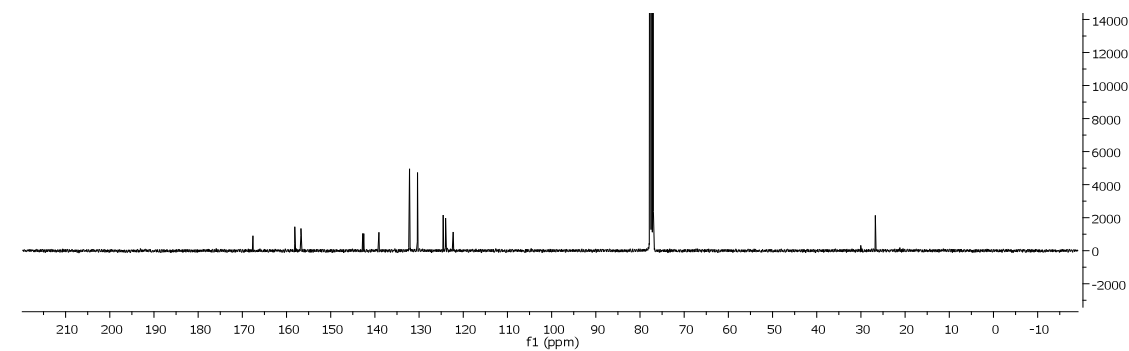
<sup>1</sup>H NMR of **2j**<sup>13</sup>C NMR of **2j**<sup>1</sup>H NMR of **2k**<sup>13</sup>C NMR of **2k**

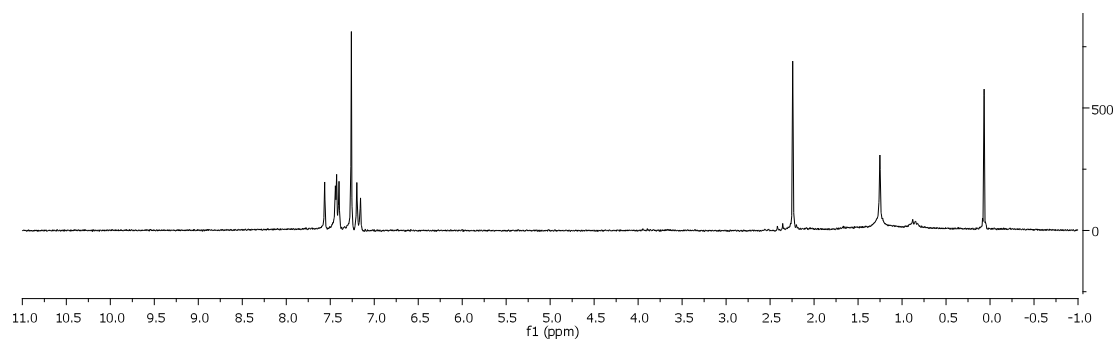
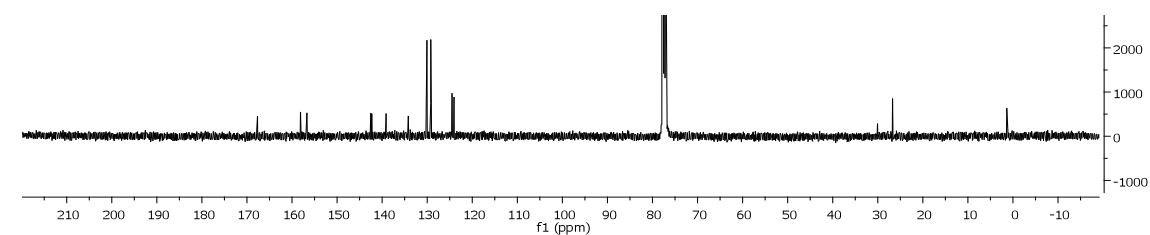
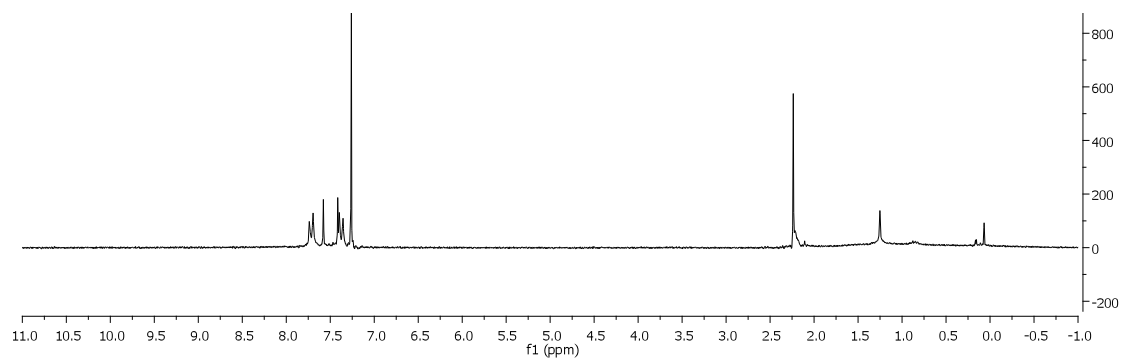
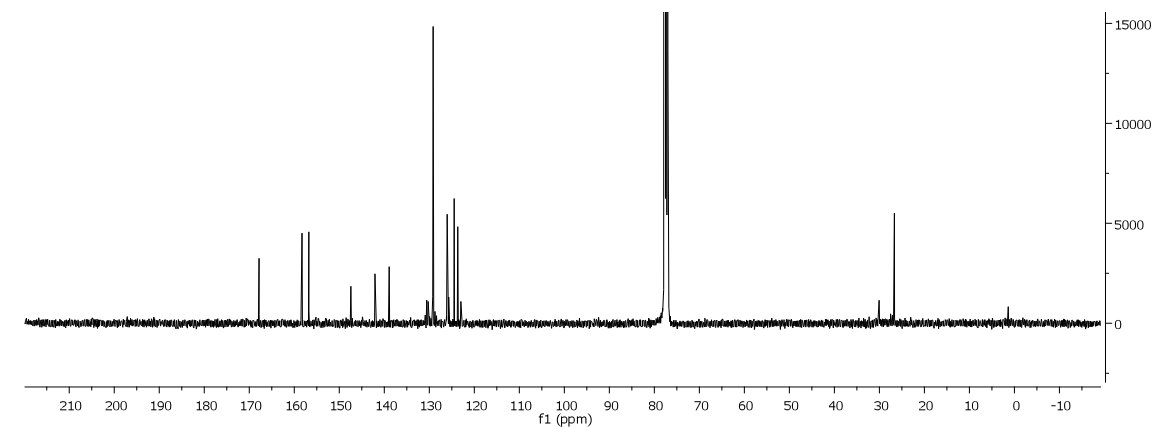
**$^1\text{H}$  NMR of 2m** **$^{13}\text{C}$  NMR of 2m** **$^1\text{H}$  NMR of 2n** **$^{13}\text{C}$  NMR of 2n**

<sup>1</sup>H NMR of **2o**<sup>13</sup>C NMR of **2o**<sup>1</sup>H NMR of **2p**<sup>13</sup>C NMR of **2p**

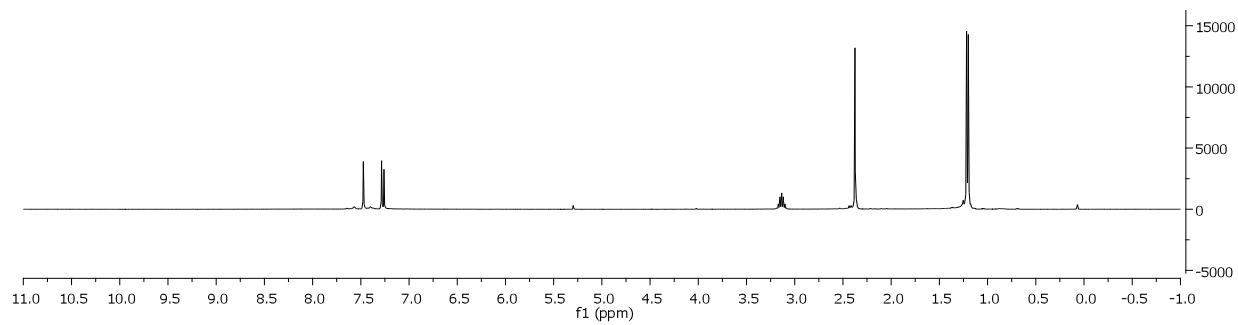
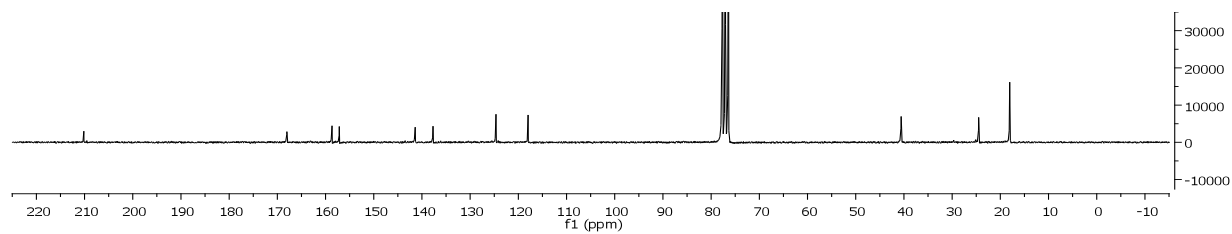
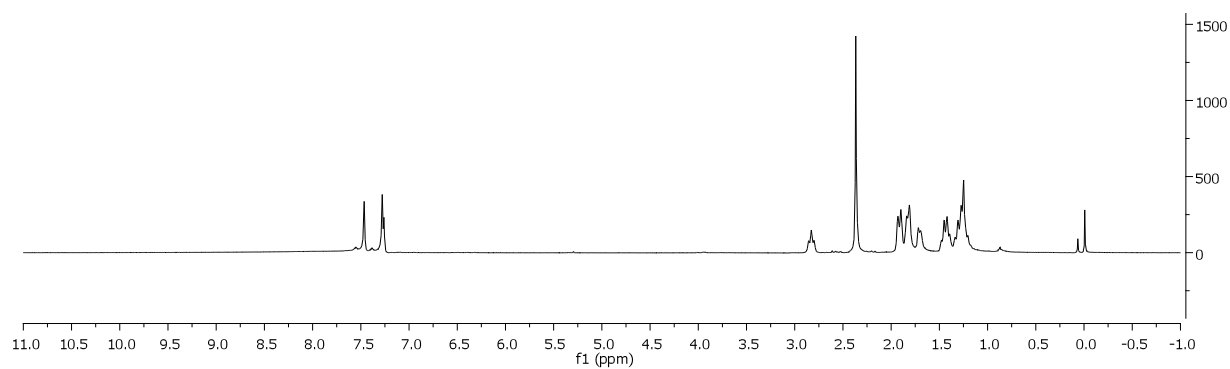
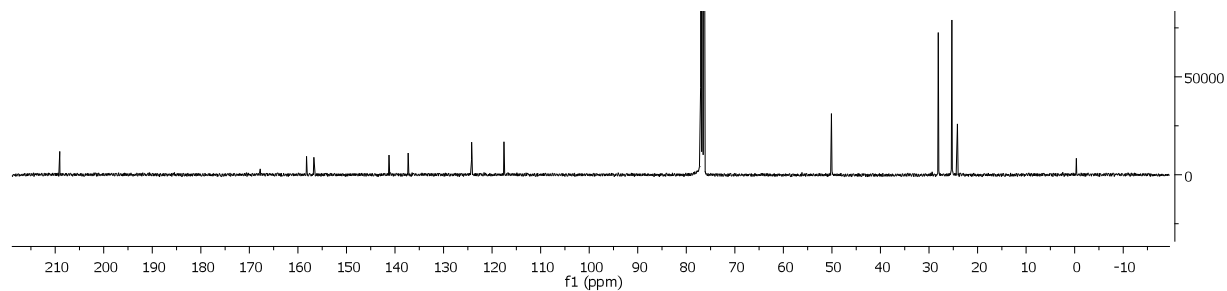
<sup>1</sup>H NMR of **2q**<sup>13</sup>C NMR of **2q**<sup>1</sup>H NMR of **4e**<sup>13</sup>C NMR of **4e**

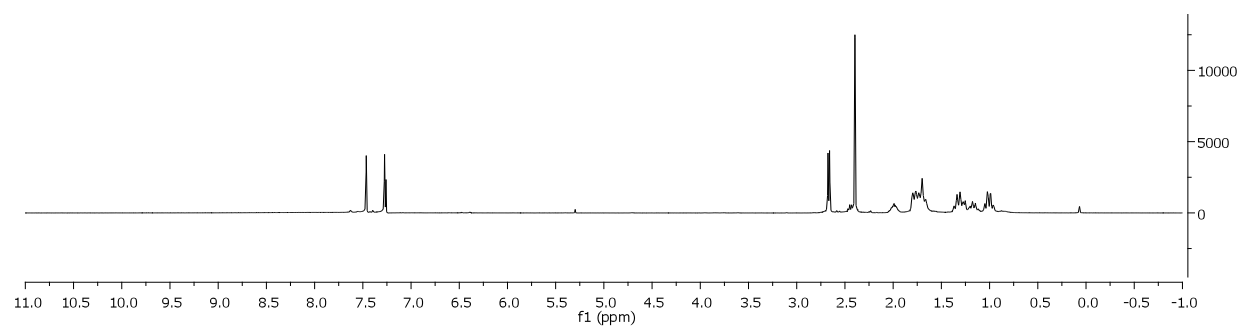
<sup>1</sup>H NMR of **3i**<sup>13</sup>C NMR of **3i**<sup>1</sup>H NMR of **3j**<sup>13</sup>C NMR of **3j**

<sup>1</sup>H NMR of **3k**<sup>13</sup>C NMR of **3k**<sup>1</sup>H NMR of **3l**<sup>13</sup>C NMR of **3l**

<sup>1</sup>H NMR of **3m**<sup>13</sup>C NMR of **3m**<sup>1</sup>H NMR of **3n**<sup>13</sup>C NMR of **3n**



**<sup>1</sup>H NMR of 3o****<sup>13</sup>C NMR of 3o****<sup>1</sup>H NMR of 3p****<sup>13</sup>C NMR of 3p**

<sup>1</sup>H NMR of **3q**<sup>13</sup>C NMR of **3q**