


# Supplemental Figure 1


A.



Tyrosine phosphorylation events *decreased* upon adhesion to fibronectin


# Supplemental Figure 1

B.




Tyrosine phosphorylation events *increased* upon adhesion to fibronectin

# Supplemental Figure 1



Tyrosine phosphorylation events *increased* upon treatment with IL-6



Tyrosine phosphorylation events *increased* upon co-stimulation with IL-6 & adhesion to Fibronectin