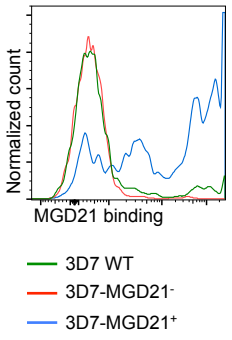


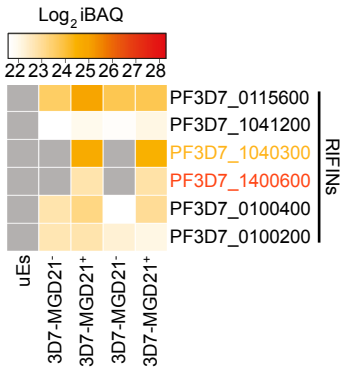


c

| | IEs | | RIFIN-transfected CHO cells | | | | |
|---|---|---|---|---|---|---|---|
| | 3D7-MGD21- | 3D7-MGD21+ | PF3D7_1400600 | PF3D7_1040300 | PF3D7_0100400 | PF3D7_0100200 | PF3D7_1100500 |
| MGD21 | 3.4 | 54.2 | 46.7 | 22.2 | 1.7 | 0.4 | 1.3 |
| MGD39 | 2.8 | 58.0 | 18.6 | 44.2 | 0.8 | 3.1 | 2.1 |
| MGD47 | 3.5 | 55.3 | 6.0 | 2.2 | 1.2 | 1.9 | 2.7 |
| MGD55 | 4.2 | 61.3 | 3.7 | 48.6 | 0.4 | 0.4 | 1.1 |
| MGC1 | 0.9 | 7.1 | 0.5 | 0.4 | 0.3 | 1.0 | 0.0 |
| MGC2 | 0.3 | 0.9 | 0.0 | 0.5 | 0.2 | 0.0 | 1.5 |
| MGC4 | 0.6 | 0.8 | 0.3 | 1.8 | 0.0 | 1.0 | 0.0 |
| MGC5 | 0.8 | 0.9 | 0.0 | 0.0 | 0.9 | 0.0 | 0.0 |
| MGC17 | 0.4 | 0.7 | 1.3 | 0.8 | 0.6 | 1.3 | 1.4 |
| MGC26 | 0.9 | 0.5 | 1.1 | 0.0 | 0.3 | 0.4 | 1.4 |
| MGC28 | 1.8 | 42.4 | 0.9 | 51.9 | 0.3 | 0.5 | 2.4 |
| MGC29 | 0.3 | 0.8 | 1.2 | 1.2 | 0.5 | 0.0 | 4.2 |
| MGC34 | 1.9 | 48.8 | 3.4 | 6.4 | 1.4 | 2.0 | 3.3 |
| BKC3 | 0.7 | 0.3 | 0.7 | 1.7 | 0.2 | 0.0 | 0.0 |

IEs or CHO cells recognized (%)
0 50

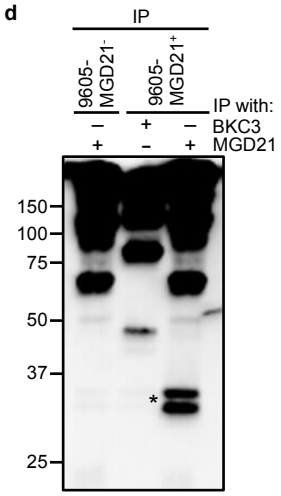


e

| | 9605-MGD21- | 9605-MGD21+ |
|---|---|---|
| MGD21 | 10.9 | 37.3 |
| MGD39 | 15.6 | 38.2 |
| MGD47 | 19.6 | 37.9 |
| MGD55 | 21.5 | 37.8 |
| MGC1 | 14.6 | 26.3 |
| MGC2 | 13.3 | 34.0 |
| MGC4 | 9.8 | 31.6 |
| MGC5 | 7.1 | 29.7 |
| MGC17 | 12.0 | 28.1 |
| MGC26 | 15.9 | 29.2 |
| MGC28 | 9.9 | 34.5 |
| MGC29 | 10.2 | 34.5 |
| MGC34 | 10.7 | 32.4 |
| BKC3 | 3.2 | 3.4 |
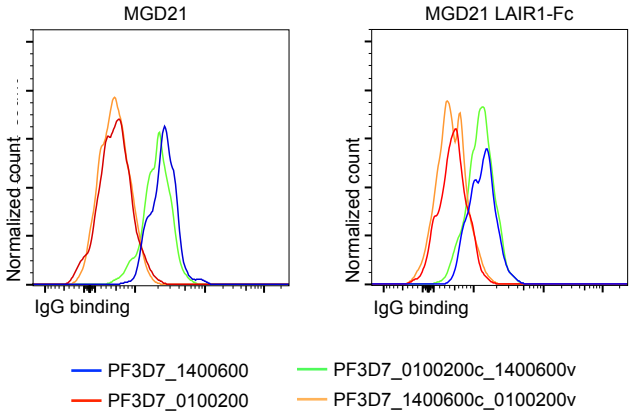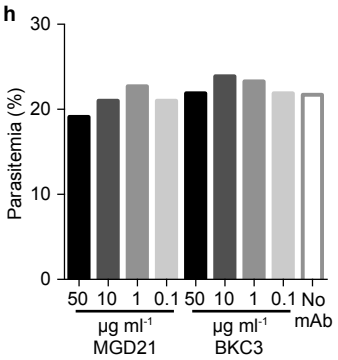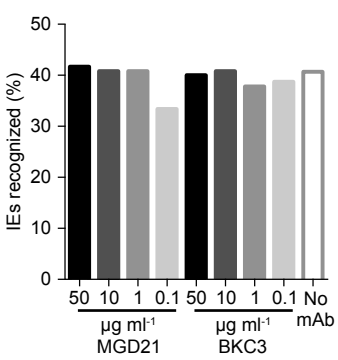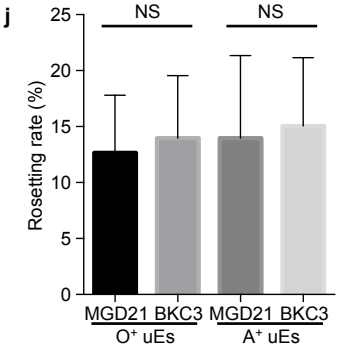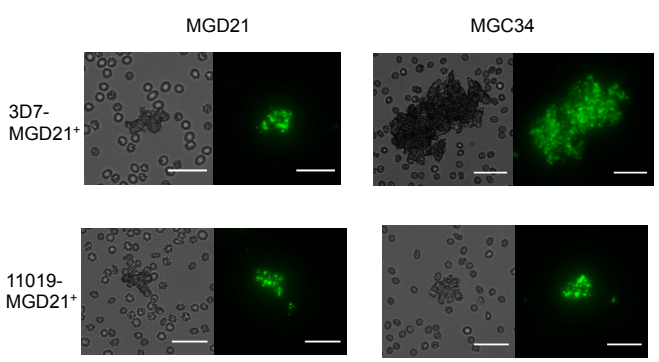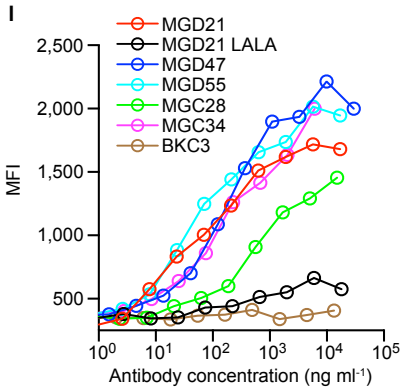
IEs recognized (%)
0 50