

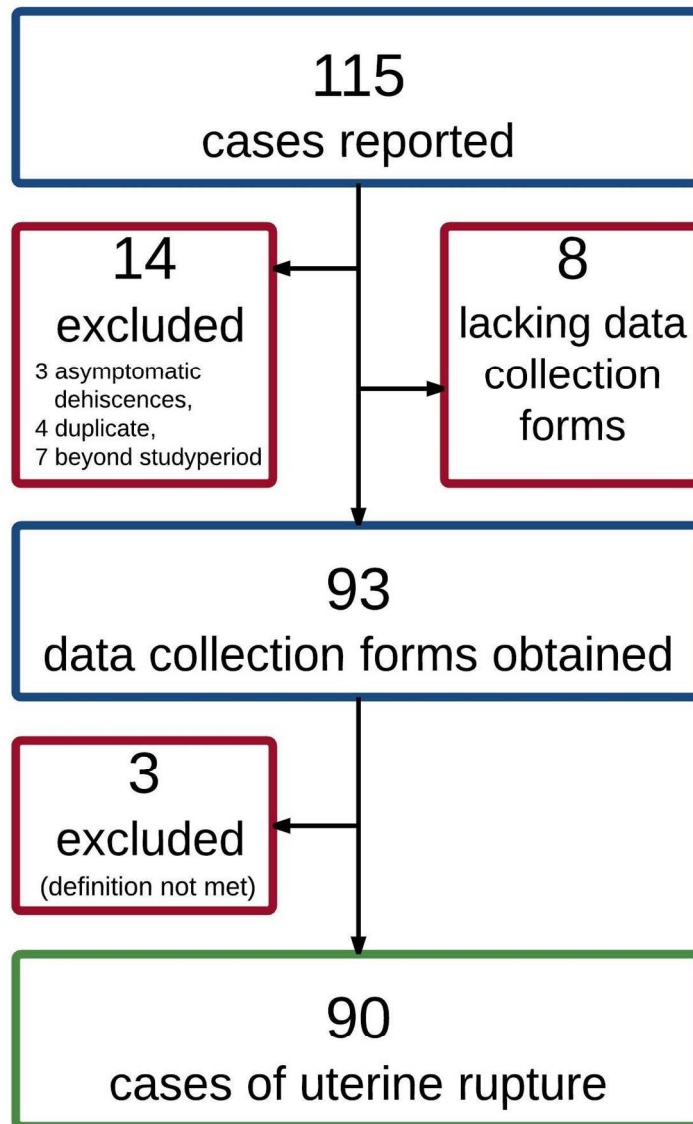
## **SUPPLEMENTARY MATERIAL LEGENDS**

Supplementary figure 1. Surgical risk factors in cases of uterine rupture.

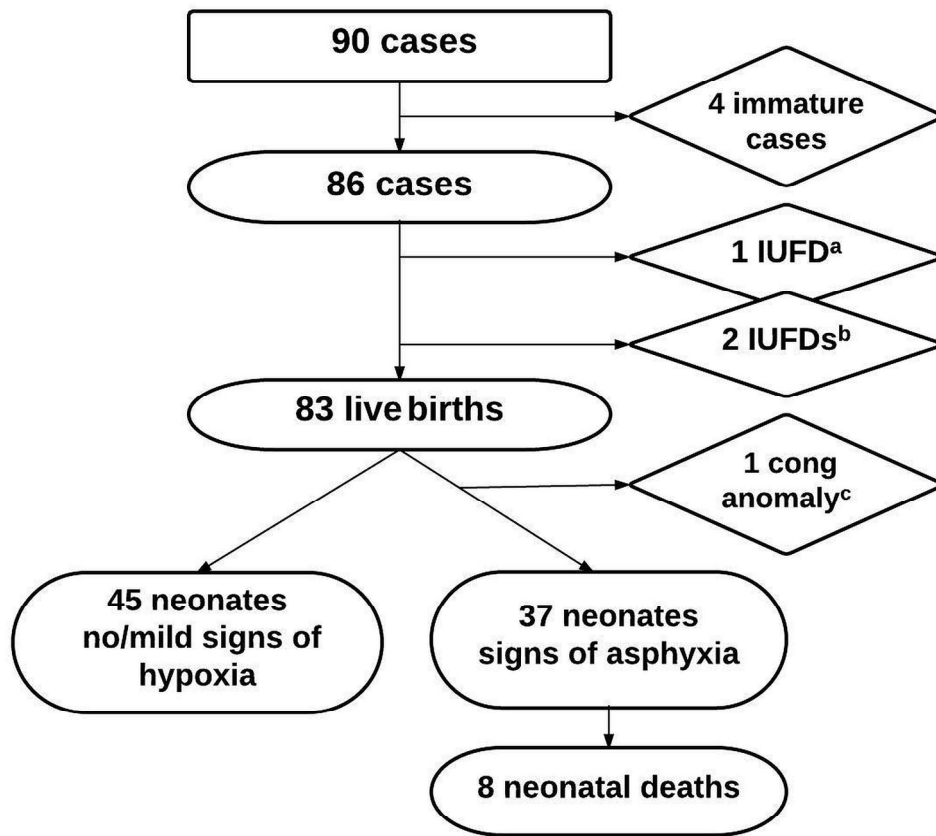
Supplementary figure 2. Uterine rupture cases by labour, by gestational age and by previous caesarean section (CS).

Supplementary figure 3. Management in 90 cases of uterine rupture.

Supplementary table 1. Risk of severe outcome of mother and neonate according to surgical risk **factors**.



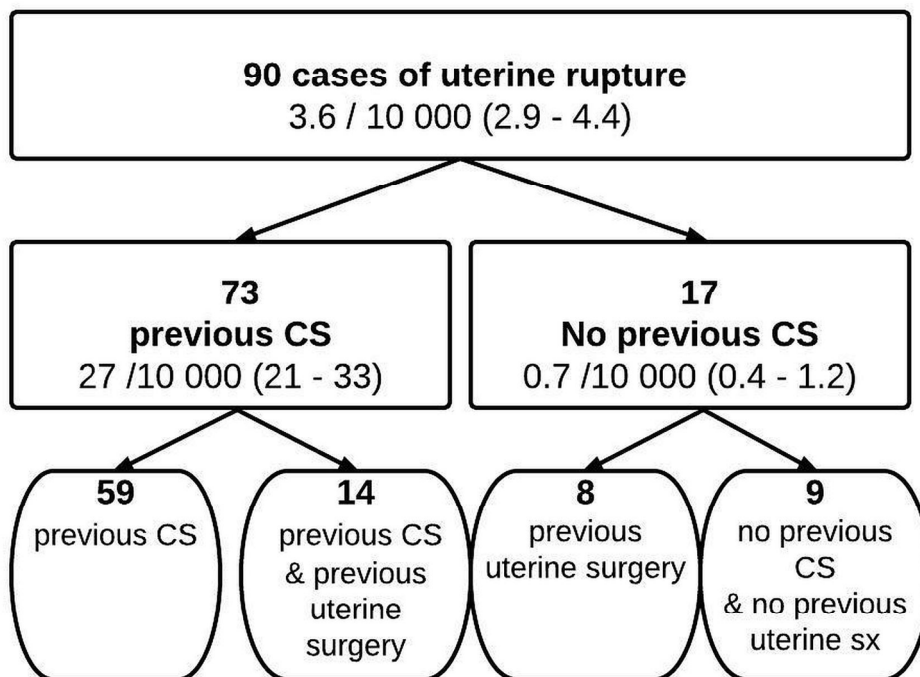
Flowchart of case reporting and data collection.



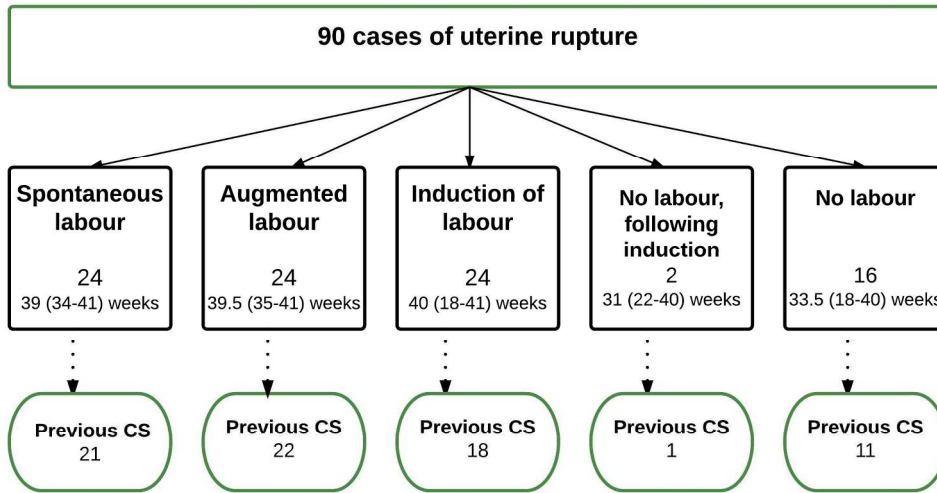
a. One case of late IUFD at 35 weeks, reason unclear, in whom uterine rupture occurred during induction of labour at full dilatation and breech presentation. This neonate has been excluded from outcome analyses.

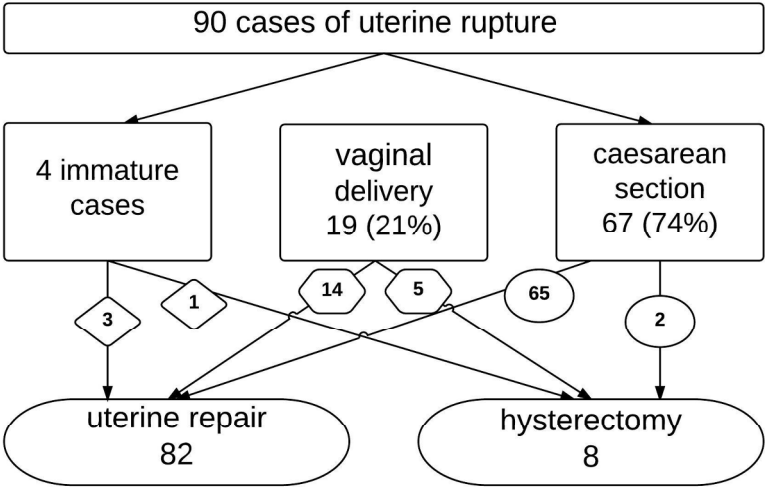
b. Two cases of IUFD during labour at 32 weeks and at 35 weeks in consequence of the uterine rupture.

c. Oesophageal atresia diagnosed postnatally. This neonate has been excluded from outcome analyses.



152x114mm (300 x 300 DPI)





**Supplementary Table.** Relative risk of severe outcome of mother and neonate according to surgical risk factors: previous CS and/or previous other uterine surgery.

Surgical risk factors	Previous CS		No previous CS		Relative Risk
	Previous CS N, (%)	Previous CS and other uterine surgery N, (%) RR (95% CI)	Other uterine surgery N, (%) RR (95% CI)	No previous CS or other uterine surgery N, (%) RR (95% CI)	
Maternal outcome N= 90 Neonatal outcome N=84	N = 59 N = 55	N=14 N =13	N=8 N=8	N=9 N=8	
<b>Complete rupture</b> § Significant, p < 0.05	<b>57 (78)</b>		<b>17 (100)</b>		<b>1.2 (1.1-1.4) §</b>
	45 (76.2) 1	12 (85.7) 1.1 (0.8-1.4)	8 (100) 1.3 (1.1-1.4) §	9 (100) 1.3 (1.1-1.4) §	
<b>Rupture not in lower segment</b> * Significant, p < 0.05	<b>18 (24.6)</b>		<b>15 (88.2)</b>		<b>3.5 (2.3-5.5) *</b>
	14 (23.7) 1	4 (28.5) 1.0 (0.4-2.7)	8 (100) 4.2 (2.6-6.6) *	7 (77.7) 3.2 (1.8-5.8) *	
<b>Infant in abdomen</b>	<b>21 (30.8)</b>		<b>6 (37.5)</b>		<b>1.2 (0.5-2.5)</b>
	19 (34.5) 1	2 (14.2) 0.4 (0.1-1.7)	3 (37.5) 1.1 (0.4-2.9)	3 (37.5) 1.1 (0.4-2.9)	
<b>Severe outcome infant</b> § Significant, p < 0.05	<b>28 (41.1)</b>		<b>11 (68.7)</b>		<b>1.6 (1.0-2.5) §</b>
	22 (40) 1	6 (46.1) 1.1 (0.5-2.2)	5 (62.5) 1.5 (0.8-2.9)	6 (75) 1.8 (1.1-3.1) §	
<b>Hysterectomy</b> £ Significant, p < 0.05	<b>3 (4.1)</b>		<b>5 (29.4)</b>		<b>7.1 (1.8-27) £</b>
	1 (1.7) 1	2 (14.2) 8.4 (0.8-86)	3 (37.5) 22 (2.6-187) £	2 (22.2) 13 (1.3-130) £	
<b>Mother admitted to ICU</b> # Significant, p < 0.05	<b>10 (13.6)</b>		<b>9 (52.9)</b>		<b>3.8 (1.8-8.0) #</b>
	7 (11.8) 1	3 (21.4) 1.8 (0.5-6.0)	4 (50) 4.2 (1.5-11.0)	5 (55.5) 4.6 (1.8-11.6) #	
<b>Transfusion &gt; 4 PC</b> ° Significant, p < 0.05	<b>8 (10.9)</b>		<b>6 (35.2)</b>		<b>3.2 (1.2-8.0) °</b>
	4 (6.7) 1	4 (28.5) 4.2 (1.1-14.8) °	3 (37.5) 5.5 (1.5-10) °	3 (33.3) 4.9 (1.3-18) °	