





Compare Nursing Homes

General Information	Inspections and Complaints	Staffing	Quality Measures	Penalties
NURSING HOME A				
Overall Rating	 Average			
Health Inspection Rating	 Average			
Staffing Rating	 Much Below Average			
Quality Measure Rating	 Much Above Average			
LONG-STAY RESIDENTS				
Current data collection period				
Percent of long-stay residents experiencing one or more falls with major injury. <i>Lower percentages are better.</i>	1.7%			
Percent of long-stay residents with a urinary tract infection. <i>Lower percentages are better.</i>	0.9%			
Percent of long-stay residents who self-report moderate to severe pain. <i>Lower percentages are better.</i>	3.0%			
Percent of long-stay high-risk residents with pressure ulcers. <i>Lower percentages are better.</i>	18.2%			
Percent of long-stay low-risk residents who lose control of their bowels or bladder. <i>Lower percentages are better.</i>	11.6%			
Percent of long-stay residents who have/had a catheter inserted and left in their bladder. <i>Lower percentages are better.</i>	5.3%			
Percent of long-stay residents who were physically restrained. <i>Lower percentages are better.</i>	0.0%			
Percent of long-stay residents whose need for help with daily activities has increased. <i>Lower percentages are better.</i>	7.1%			
Percent of long-stay residents who lose too much weight. <i>Lower percentages are better.</i>	20.1%			
Percent of long-stay residents who have depressive symptoms. <i>Lower percentages are better.</i>	3.9%			
Percent of long-stay residents assessed and given, appropriately, the seasonal influenza vaccine. <i>Higher percentages are better.</i>	87.0%			
Percent of long-stay residents assessed and given, appropriately, the pneumococcal vaccine. <i>Higher percentages are better.</i>	84.6%			
Percent of long-stay residents who received an antipsychotic medication. <i>Lower percentages are better.</i>	20.8%			