

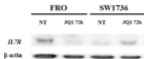


A**B**

Supplementary Figure 5. JQ1-induced modification of *IL7R* expression in human ATC cell lines. Panel A; FRO and SW1736 cells were treated either with 5 μ M JQ1 or vehicle for 24 hours and *IL7R* mRNA expression was evaluated by qPCR. All samples were run in triplicate. Vehicle-treated (NT) FRO cells were arbitrarily set at 1.0 and mRNA levels are expressed as relative expression values. Panel B; FRO and SW1736 were treated either with 5 μ M JQ1 or vehicle for 72 h and *IL7R* protein levels were detected by western blotting. Panel C; densitometric analysis of *IL7R* protein levels in ATC cells after 5 μ M JQ1 or vehicle treatment. Results are shown as mean \pm SD. *** $p < 0.001$, by ANOVA test. Data are representative of 3 independent experiments.