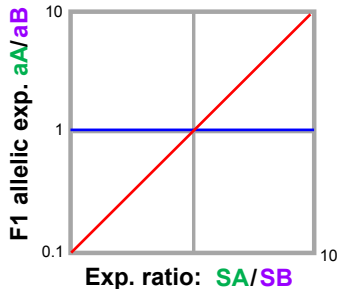
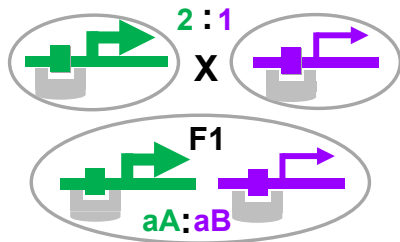


- B**
- SA expression level in A
  - SB expression level in B
  - aA A allele exp. % in F1s
  - aB B allele exp. % in F1s
- Parental-F1 correlation



**C** cis-regulatory divergence

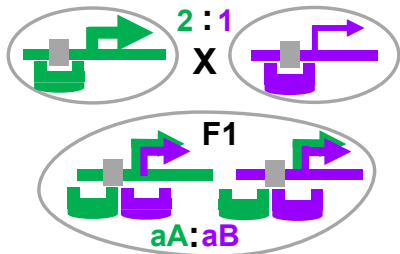
Exp. ratio  $SA : SB$



Allelic ratio  $2:1$

**D** trans-regulatory divergence

Exp. ratio  $SA : SB$



Allelic ratio  $1:1$