






Supplemental Figure S6

Enriched Motif in Unchanged Tethered Rev-erb α Binding Sites

Motif	Motif Name/Class	% Target sites	p-value
	CEBP (bZIP)	17.52	1e-48
	NFY (CCAAT)	22.39	1e-35
	HNF4A (DR1)	10.85	1e-20
	PPARE (DR1)	15.58	1e-16
	ATF4 (bZIP)	5.56	1e-15

Supplemental Figure S6. Highly enriched motifs in unchanged Rev-erb α tethering binding sites.