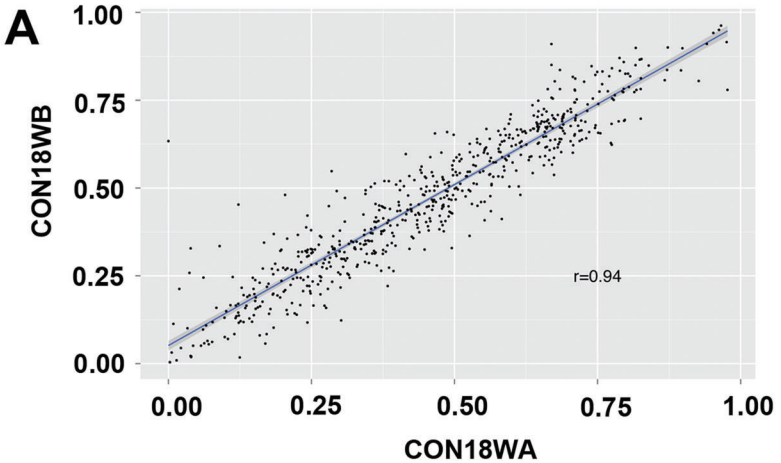
A
CON18WB
CON18WA
r=0.94
1.00
0.75
0.50
0.25
0.00
0.00
0.25
0.50
0.75
1.00

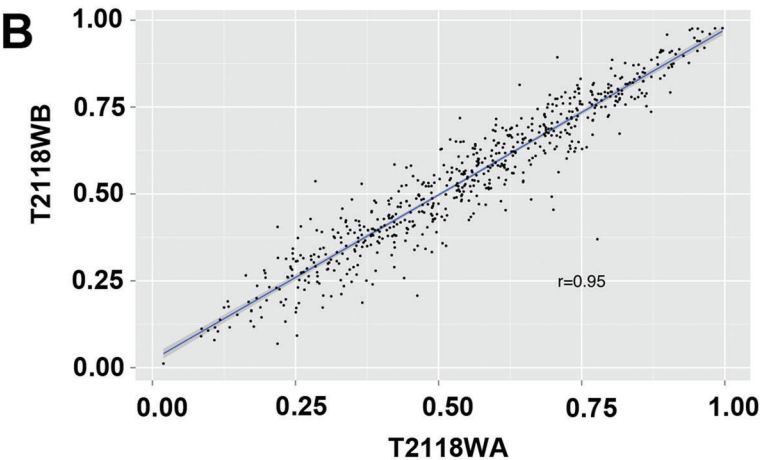
B
T2118WB
T2118WA
r=0.95
1.00
0.75
0.50
0.25
0.00
0.00
0.25
0.50
0.75
1.00

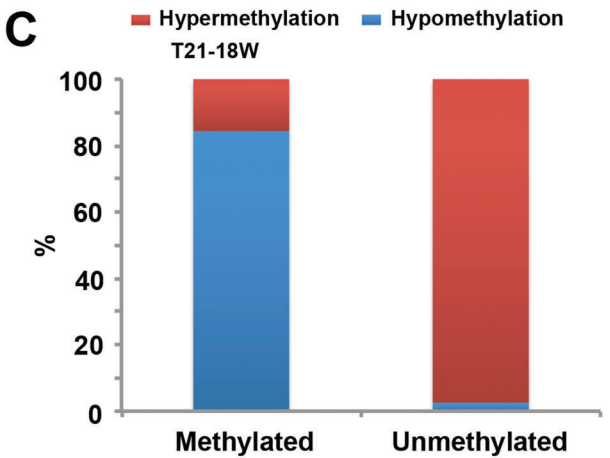
C
Hypermethylation
Hypomethylation
T21-18W
%
100
80
60
40
20
0
Methylated
Unmethylated

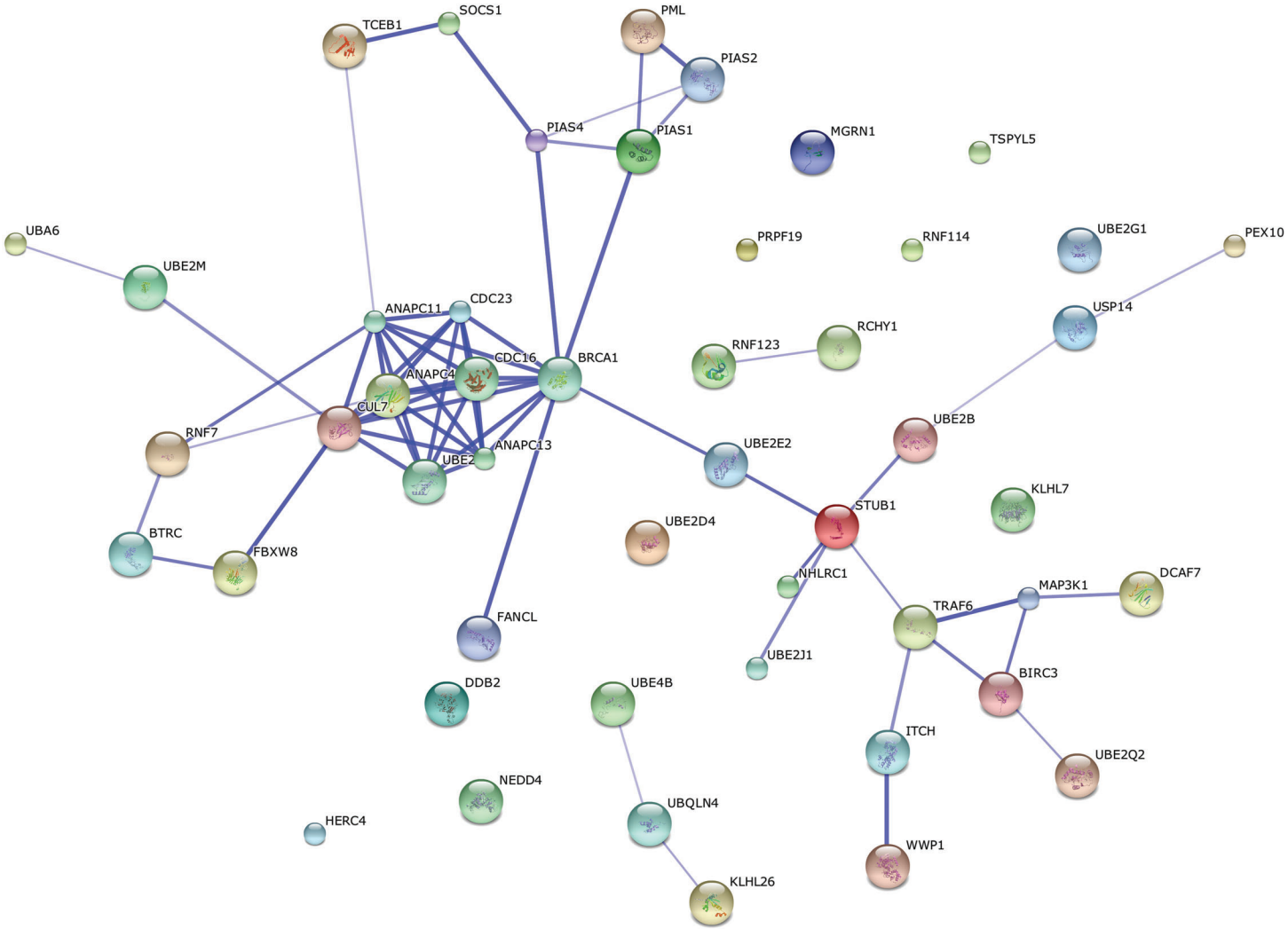
SOCS1
TCEB1
PML
PIAS2
PIAS4
PIAS1
MGRN1
TSPYL5
UBA6
UBE2M
PRPF19
RNF114
UBE2G1
PEX10
ANAPC11
CDC23
USP14
RCHY1
RNF123
CDC16
BRCA1
ANAPC4
CUL7
RNF7
UBE2B
ANAPC13
UBE2
UBE2E2
KLHL7
STUB1
UBE2D4
BTRC
FBXW8
NHLRC1
MAP3K1
DCAF7
TRAF6
FANCL
UBE2J1
BIRC3
DDB2
UBE4B
ITCH
UBE2Q2
NEDD4
UBQLN4
HERC4
WWP1
KLHL26

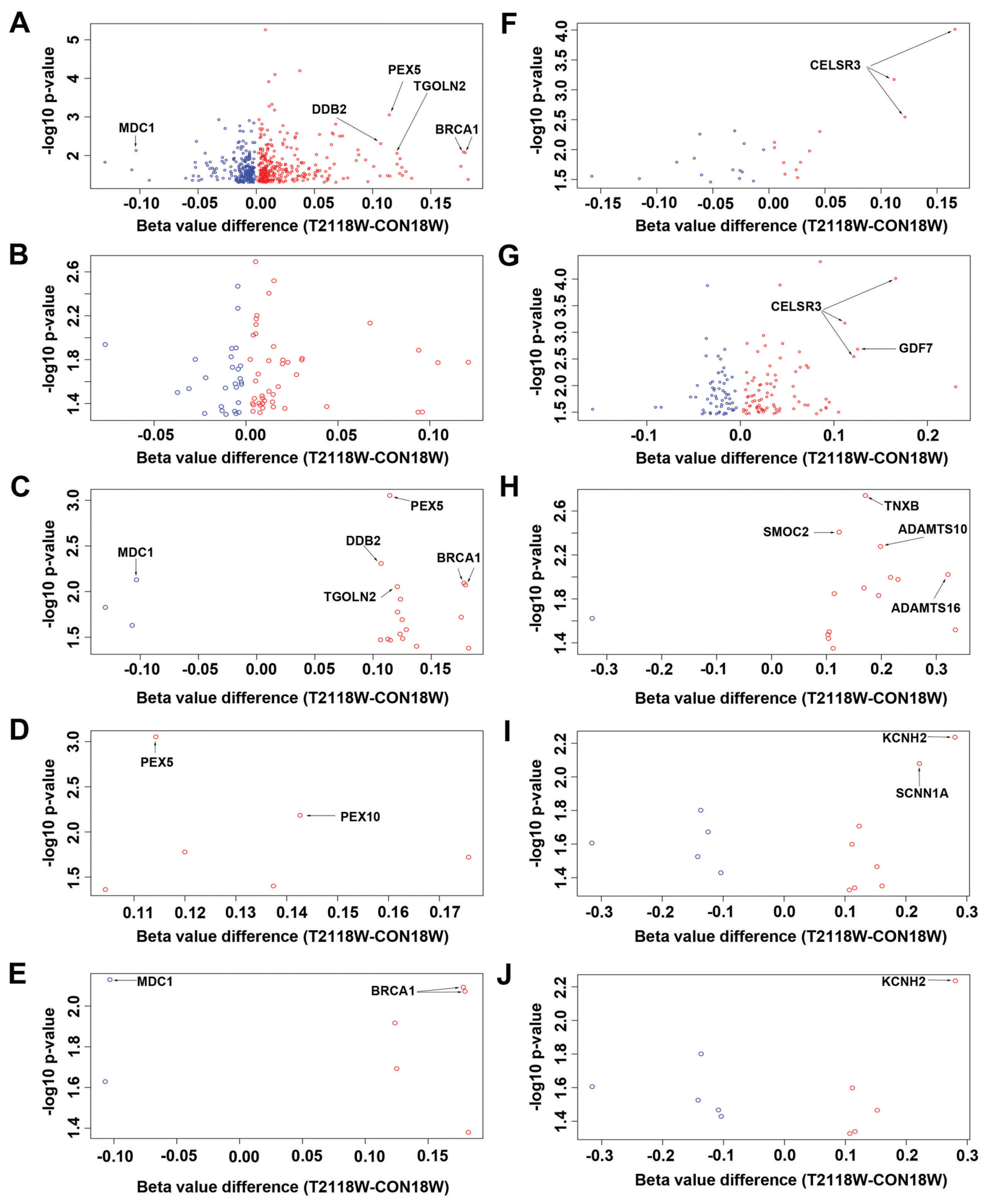
A
-log10 p-value
Beta value difference (T2118W-CON18W)
MDC1
DDB2
PEX5
TGOLN2
BRCA1
B
-log10 p-value
Beta value difference (T2118W-CON18W)
C
-log10 p-value
Beta value difference (T2118W-CON18W)
MDC1
DDB2
PEX5
TGOLN2
BRCA1
D
-log10 p-value
Beta value difference (T2118W-CON18W)
PEX5
PEX10
E
-log10 p-value
Beta value difference (T2118W-CON18W)
MDC1
BRCA1
F
-log10 p-value
Beta value difference (T2118W-CON18W)
CELSR3
G
-log10 p-value
Beta value difference (T2118W-CON18W)
CELSR3
GDF7
H
-log10 p-value
Beta value difference (T2118W-CON18W)
TNXB
SMOC2
ADAMTS10
ADAMTS16
I
-log10 p-value
Beta value difference (T2118W-CON18W)
KCNH2
SCNN1A
J
-log10 p-value
Beta value difference (T2118W-CON18W)
KCNH2

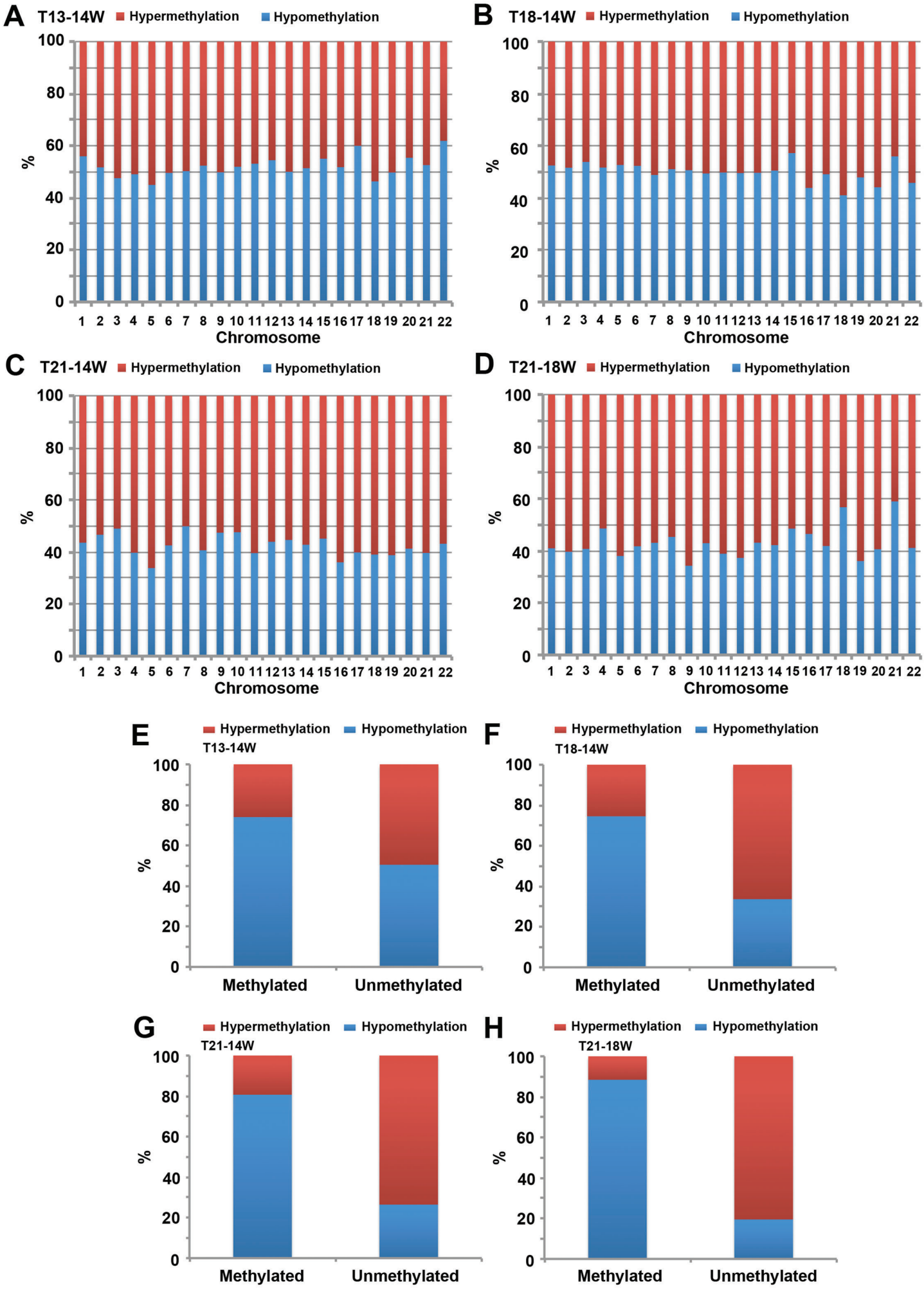
A
T13-14W
Hypermethylation
Hypomethylation
%
Chromosome
B
T18-14W
Hypermethylation
Hypomethylation
%
Chromosome
C
T21-14W
Hypermethylation
Hypomethylation
%
Chromosome
D
T21-18W
Hypermethylation
Hypomethylation
%
Chromosome
E
Hypermethylation
Hypomethylation
T13-14W
%
Methylated
Unmethylated
F
Hypermethylation
Hypomethylation
T18-14W
%
Methylated
Unmethylated
G
Hypermethylation
Hypomethylation
T21-14W
%
Methylated
Unmethylated
H
Hypermethylation
Hypomethylation
T21-18W
%
Methylated
Unmethylated

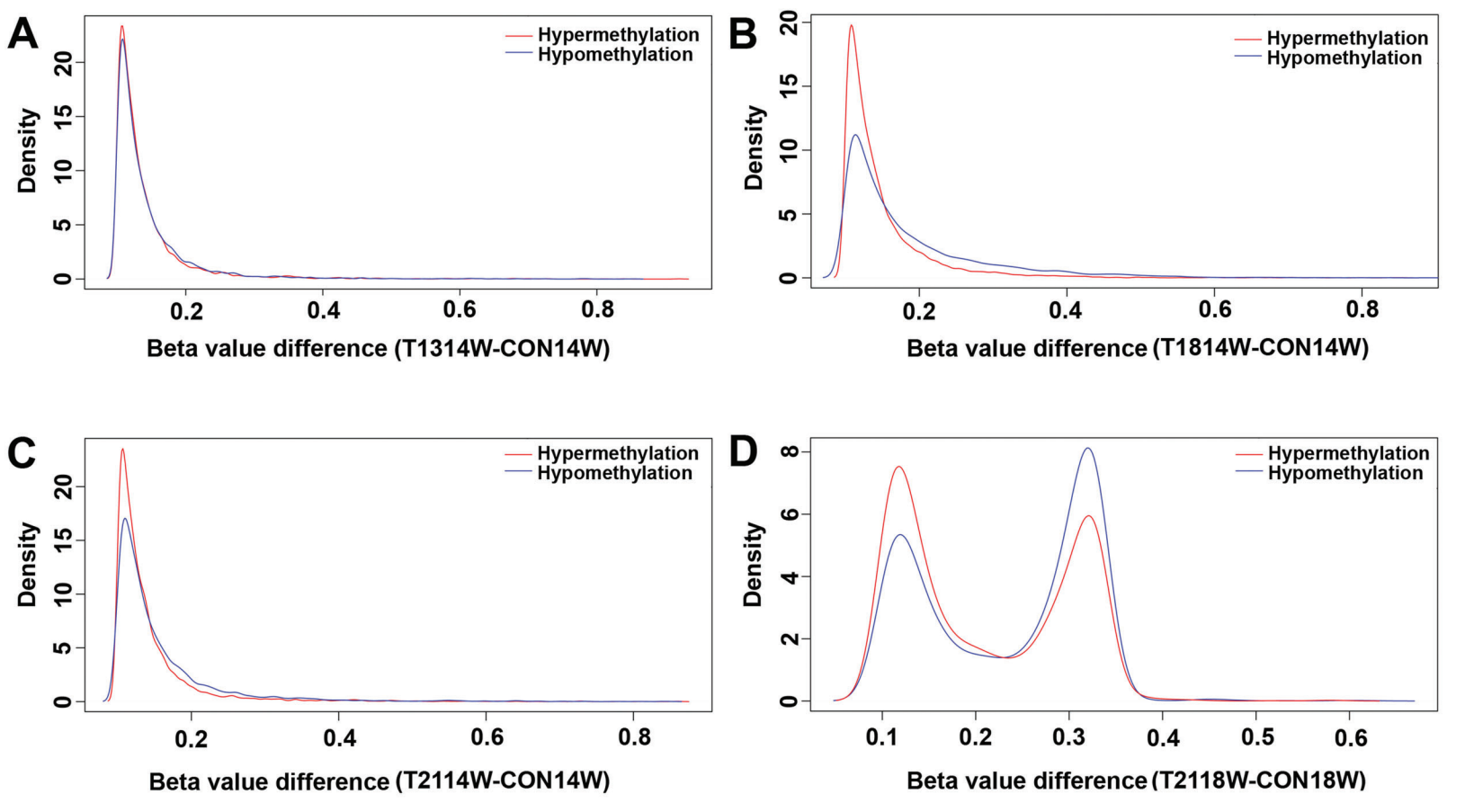
A
Hypermethylation
Hypomethylation
Density
0
5
10
15
20
0.2
0.4
0.6
0.8
Beta value difference (T1314W-CON14W)
B
Hypermethylation
Hypomethylation
Density
0
5
10
15
20
0.2
0.4
0.6
0.8
Beta value difference (T1814W-CON14W)
C
Hypermethylation
Hypomethylation
Density
0
5
10
15
20
0.2
0.4
0.6
0.8
Beta value difference (T2114W-CON14W)
D
Hypermethylation
Hypomethylation
Density
0
2
4
6
8
0.1
0.2
0.3
0.4
0.5
0.6
Beta value difference (T2118W-CON18W)

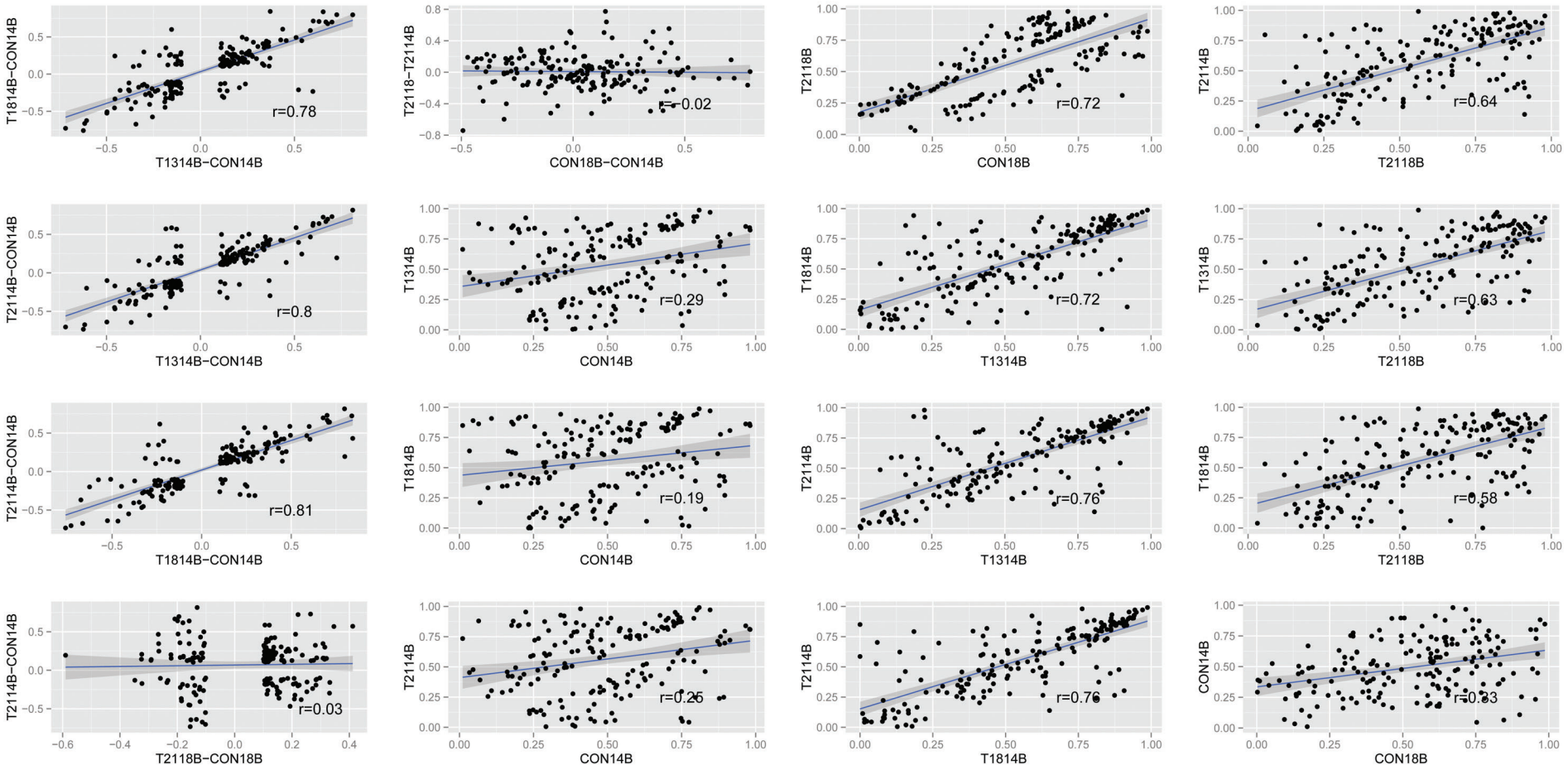
T1814B−CON14B
T1314B−CON14B
r=0.78
T2118−T2114B
CON18B−CON14B
r=−0.02
T2118B
CON18B
r=0.72
T2114B
T2118B
r=0.64
T2114B−CON14B
T1314B−CON14B
r=0.8
T1314B
CON14B
r=0.29
T1814B
T1314B
r=0.72
T1314B
T2118B
r=0.63
T2114B−CON14B
T1814B−CON14B
r=0.81
T1814B
CON14B
r=0.19
T2114B
T1314B
r=0.76
T1814B
T2118B
r=0.58
T2114B−CON14B
T2118B−CON18B
r=0.03
T2114B
CON14B
r=0.26
T2114B
T1814B
r=0.76
CON14B
CON18B
r=0.33