Figure S4

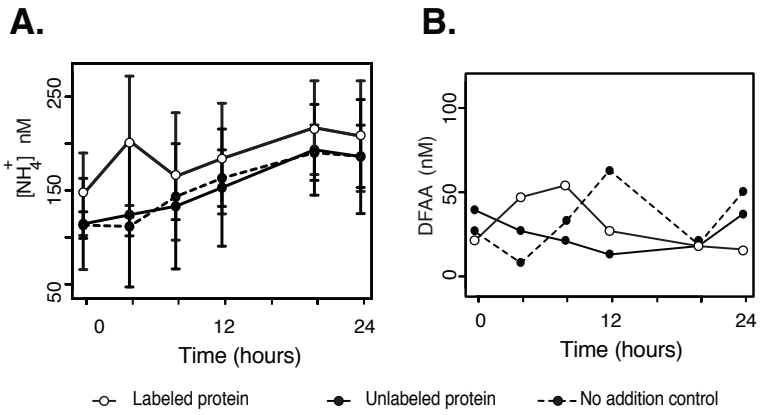
A.
B.
[NH4+] nM
250
150
50
0
12
24
Time (hours)
DFAA (nM)
100
50
0
Time (hours)
Labeled protein
Unlabeled protein
No addition control

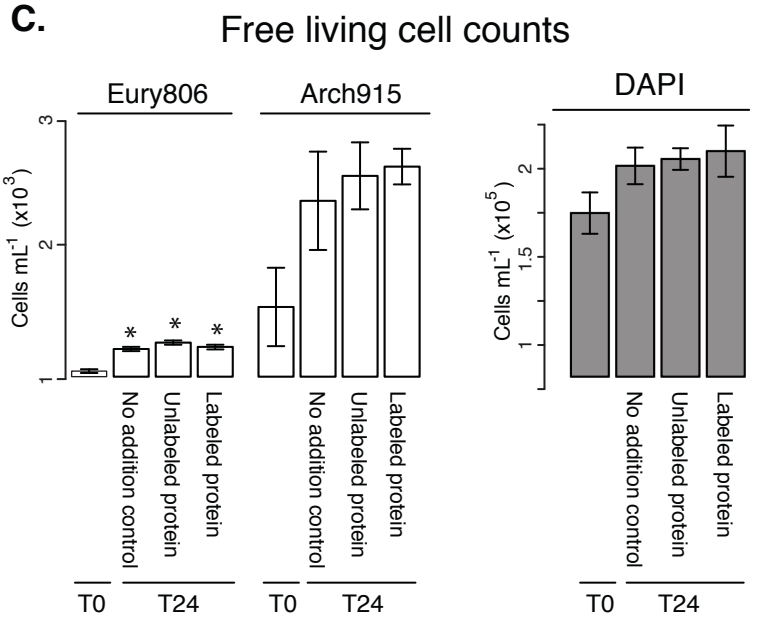
C.
Free living cell counts
Eury806
Arch915
DAPI
Cells mL-1 (x10^3)
Cells mL-1 (x10^5)
No addition control
Unlabeled protein
Labeled protein
T0
T24

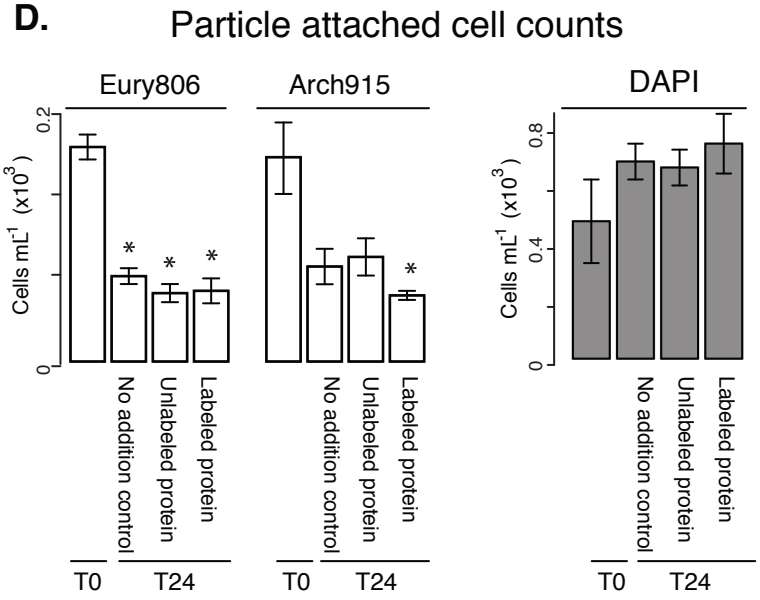
D.
Particle attached cell counts
Eury806
Arch915
DAPI
Cells mL-1 (x10^3)
No addition control
Unlabeled protein
Labeled protein
T0
T24