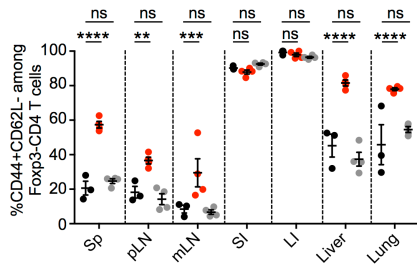
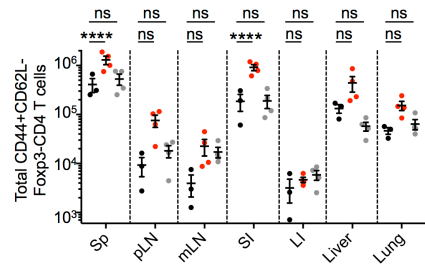


SUP FIG 1

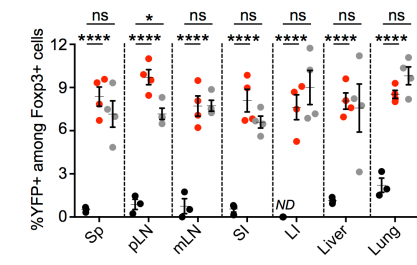
A



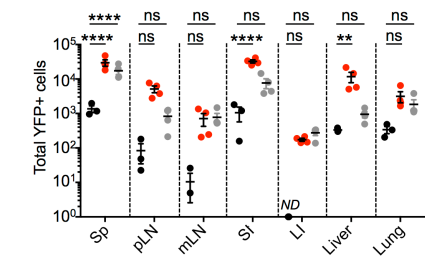
B



C

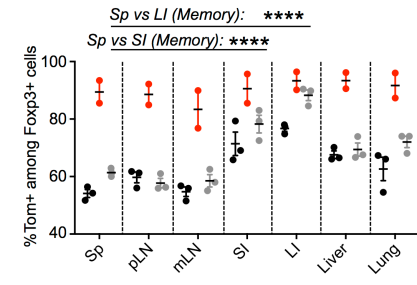


D

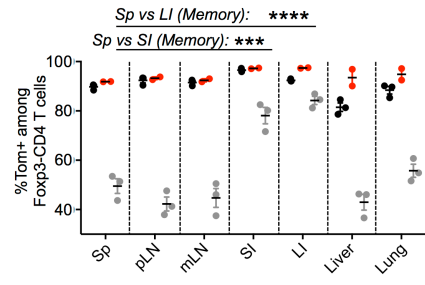


(10%) Foxp3<sup>GFP-CreERT2</sup>R26Y (90%) Foxp3<sup>GFP-DTR</sup> mixed BMC

E

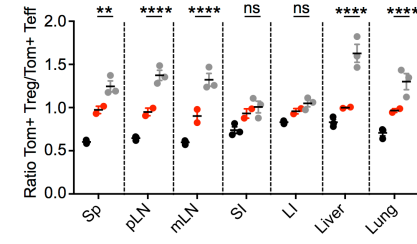


F



Foxp3<sup>GFP-DTR</sup>CD4<sup>CreERT2</sup>R26Tomato

G



● Day 0  
● Day 11  
● Day 60