


Consensus

Sequence Logo

Identity

- 1. Calothrix sp. PCC 7507
- 2. Fischerella muscicola
- 3. Fischerella muscicola SAG 1427-1 : UYGDRAFT_AJLJ01000065_1.65
- 4. Fischerella sp. PCC 9431 : Fis9431DRAFT_Scaffold1.2
- 5. Hapalosiphon welwitschii UH strain IC-52-3 : IC523_scaffold8.8
- 6. Westiella intricata UH strain HT-29-1 : HT291_Scaffold23.23
- 7. MRB220




Consensus

Sequence Logo

Identity

- 1. Calothrix sp. PCC 7507
- 2. Fischerella muscicola
- 3. Fischerella muscicola SAG 1427-1 : UYGDRAFT_AJLJ01000065_1.65
- 4. Fischerella sp. PCC 9431 : Fis9431DRAFT_Scaffold1.2
- 5. Hapalosiphon welwitschii UH strain IC-52-3 : IC523_scaffold8.8
- 6. Westiella intricata UH strain HT-29-1 : HT291_Scaffold23.23
- 7. MRB220

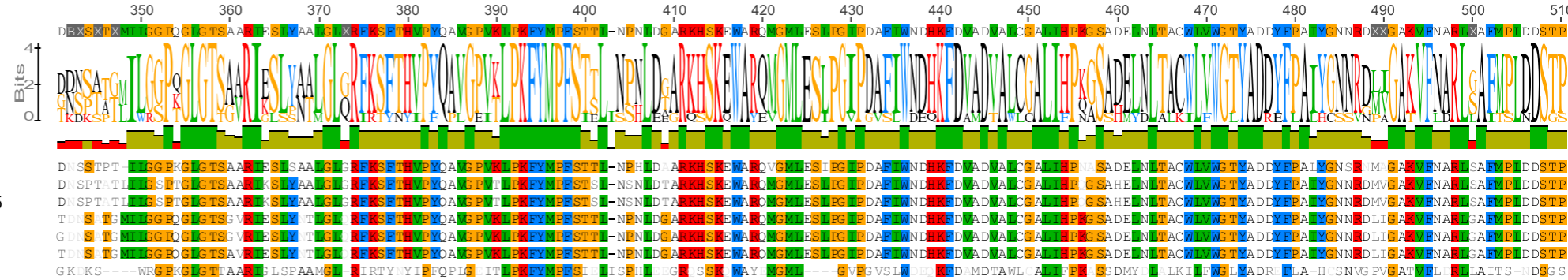


Consensus

Sequence Logo

Identity

- 1. Calothrix sp. PCC 7507
- 2. Fischerella muscicola
- 3. Fischerella muscicola SAG 1427-1 : UYGDRAFT_AJLJ01000065_1.65
- 4. Fischerella sp. PCC 9431 : Fis9431DRAFT_Scaffold1.2
- 5. Hapalosiphon welwitschii UH strain IC-52-3 : IC523_scaffold8.8
- 6. Westiella intricata UH strain HT-29-1 : HT291_Scaffold23.23
- 7. MRB220

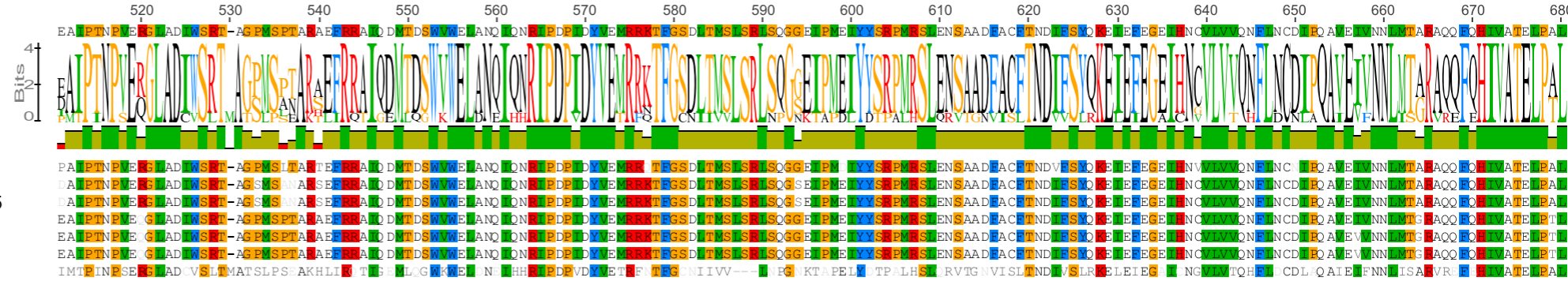


Consensus

Sequence Logo

Identity

- 1. Calothrix sp. PCC 7507
- 2. Fischerella muscicola
- 3. Fischerella muscicola SAG 1427-1 : UYGDRAFT_AJLJ01000065_1.65
- 4. Fischerella sp. PCC 9431 : Fis9431DRAFT_Scaffold1.2
- 5. Hapalosiphon welwitschii UH strain IC-52-3 : IC523_scaffold8.8
- 6. Westiella intricata UH strain HT-29-1 : HT291_Scaffold23.23
- 7. MRB220



Consensus

Sequence Logo

Identity

- 1. Calothrix sp. PCC 7507
- 2. Fischerella muscicola
- 3. Fischerella muscicola SAG 1427-1 : UYGDRAFT_AJLJ01000065_1.65
- 4. Fischerella sp. PCC 9431 : Fis9431DRAFT_Scaffold1.2
- 5. Hapalosiphon welwitschii UH strain IC-52-3 : IC523_scaffold8.8
- 6. Westiella intricata UH strain HT-29-1 : HT291_Scaffold23.23
- 7. MRB220

