
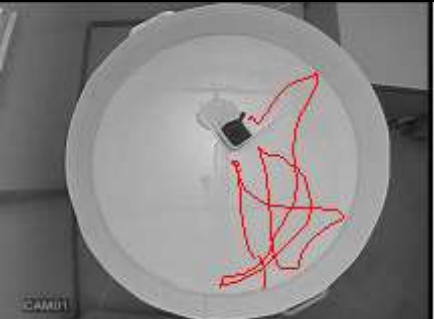



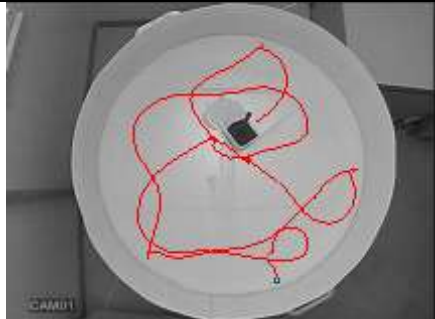







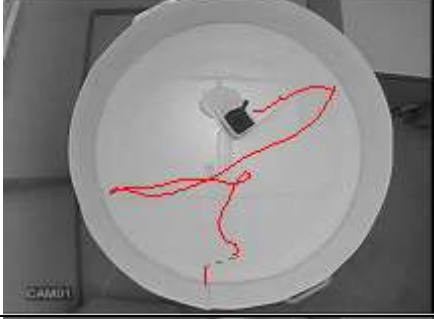


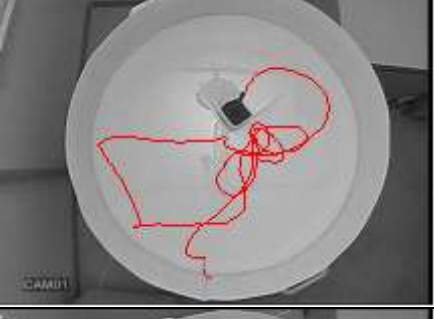







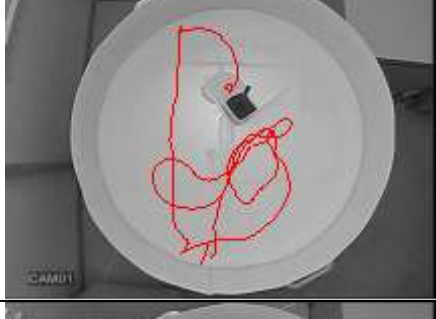


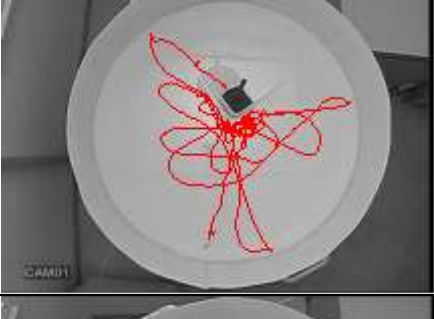


















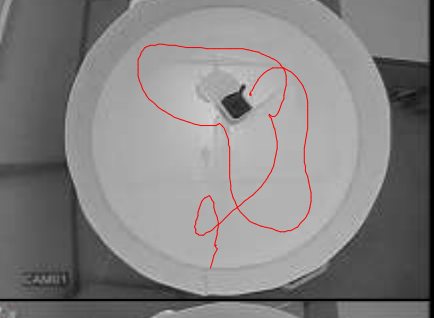
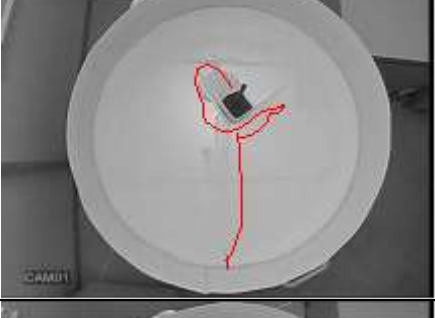




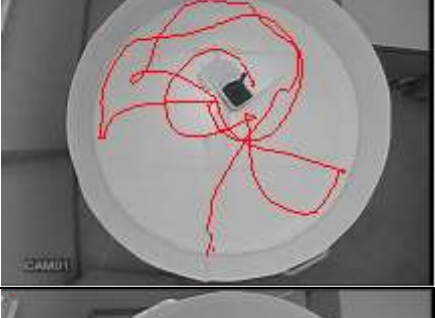
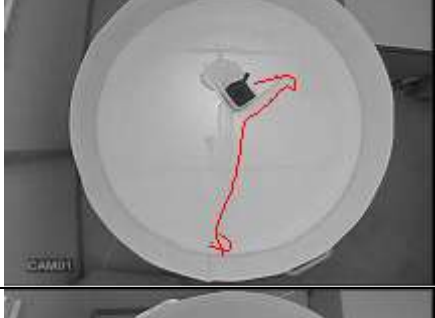

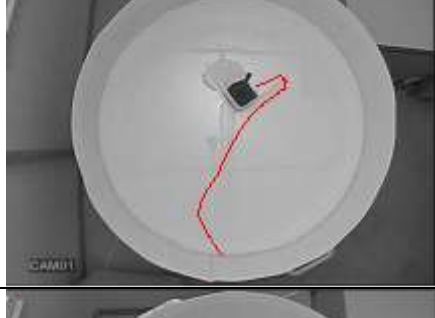

















S1 Fig. Animals belonged to one litter and were trained in the order from mouse 1 to 5.



Trial	Inward detour (Day 1)				
	Transparent barrier		Semitransparent barrier		Opaque barrier
	Mouse 2	Mouse 5	Mouse 1	Mouse 4	Mouse 3
1					
2					
3					
4					
5					
6					
7					

Trial	Inward detour (Day 2)				
	Transparent barrier		Semitransparent barrier		Opaque barrier
	Mouse 2	Mouse 5	Mouse 1	Mouse 4	Mouse 3
1					
2					
3					
4					
5					

Trial	Outward detour (Day 3)				
	Transparent barrier		Semitransparent barrier		Opaque barrier
	Mouse 2	Mouse 5	Mouse 1	Mouse 4	Mouse 3
1					
2					
3	