

SUPPLEMENTAL MATERIAL

Table S1. The categories of the CHA₂DS₂-VASC-Score stratified for randomization group

CHA ₂ DS ₂ VASC-Score	Group	
	Control	Alert
0	15 (3.5)	8 (1.8)
1 (women)	6 (1.4)	4 (0.9)
1 (men)	38 (8.8)	39 (8.6)
2	69 (15.9)	57 (12.5)
3	89 (20.5)	98 (21.5)
4	87 (20.0)	97 (21.3)
5	75 (17.3)	63 (13.8)
6	30 (6.9)	57 (12.5)
7	19 (4.4)	24 (5.3)
8	6 (1.4)	8 (1.8)
9	0 (0.0)	0 (0.0)

Values are numbers and percentages.

Table S2. The categories of the HASBLED-Score stratified for randomization group

HASBLED-Score	Group	
	Control	Alert
0	32 (7.4)	25 (5.5)
1	79 (18.2)	84 (18.5)
2	140 (32.3)	138 (30.3)
3	112 (25.8)	136 (29.9)
4	55 (12.7)	56 (12.3)
5	13 (3.0)	14 (3.1)
6	3 (0.7)	2 (0.4)
7	0 (0.0)	0 (0.0)
8	0 (0.0)	0 (0.0)
9	0 (0.0)	0 (0.0)

Values are numbers and percentages.

CHA2DS2-VASc Score

CHA2DS2 - VASc SCORE

CHA2DS2 - VASc	Points	Please mark
Heart Failure or Ejection Fraction \geq 35%	1	<input type="checkbox"/>
Hypertension	1	<input type="checkbox"/>
Age \geq 75 years	2	<input type="checkbox"/>
Diabetes mellitus	1	<input type="checkbox"/>
Stroke, TIA or Systemic Emboli	2	<input type="checkbox"/>
Vascular disease (previous MI, peripheral arterial disease or aortic plaque)	1	<input type="checkbox"/>
Age \geq 65 and $<$ 75 years	1	<input type="checkbox"/>
Sex (female) (is filled in automatically by the alert system)	1	<input checked="" type="checkbox"/>
CHA2DS2-VASc score	Max 9	Total: 1










Figure S1. CHA₂DS₂-VASc score calculation tool for physicians in charge of patients with atrial fibrillation but without ongoing oral anticoagulant treatment