

Supplementary information

Complete androgen insensitivity syndrome caused by a deep intronic pseudoexon-activating mutation in the androgen receptor gene

Johanna Känsäkoski^{1,2}, Jarmo Jääskeläinen³, Tiina Jääskeläinen⁴, Johanna Tommiska^{1,2}, Lilli Saarinen⁵, Rainer Lehtonen⁵, Sampsa Hautaniemi⁵, Mikko J. Frilander⁶, Jorma J. Palvimo⁷, Jorma Toppari^{8†}, Taneli Raivio^{1,2†}

¹ Physiology, Faculty of Medicine, University of Helsinki, Helsinki, Finland

² Children's Hospital, Helsinki University Hospital, Helsinki, Finland

³ Department of Pediatrics, University of Eastern Finland and Kuopio University Hospital, Kuopio, Finland

⁴ Institute of Dentistry and Institute of Biomedicine, University of Eastern Finland, Kuopio, Finland.

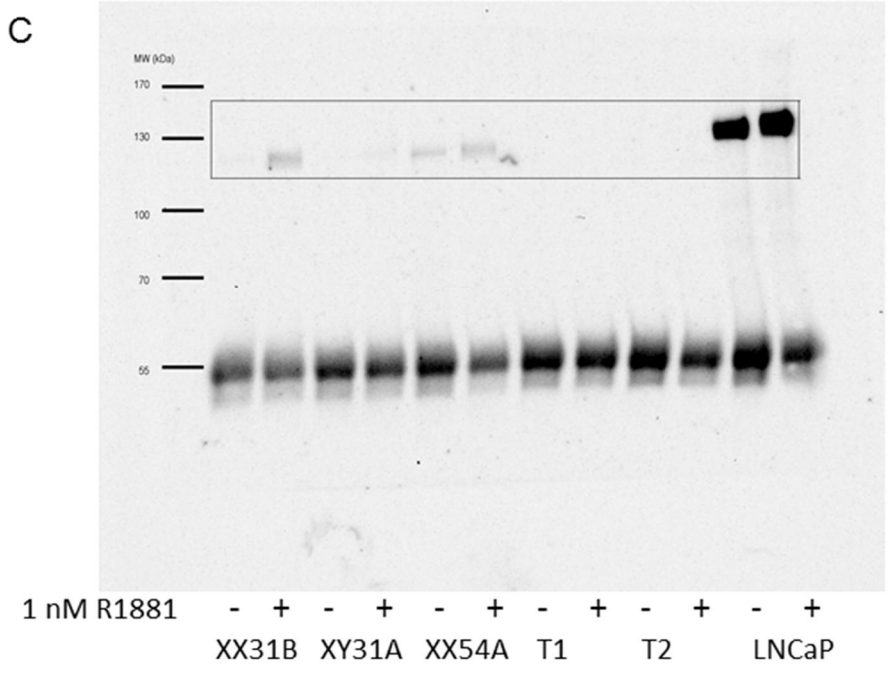

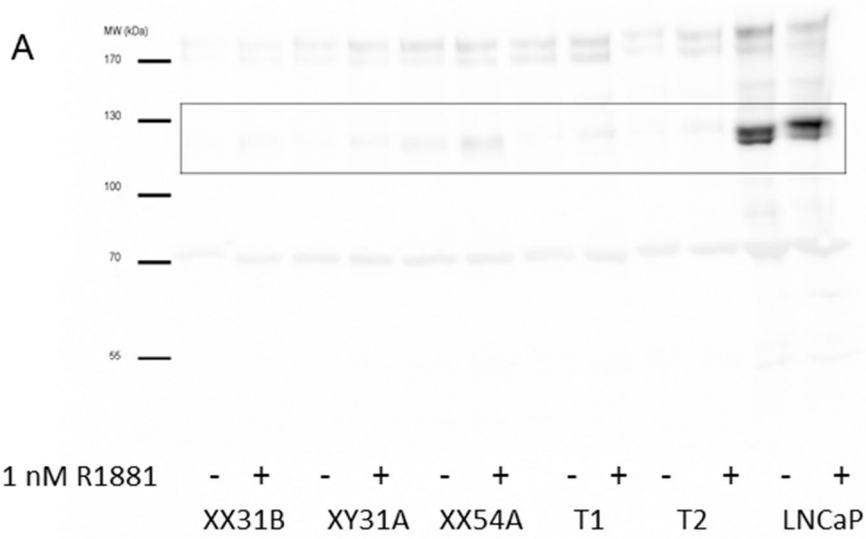
⁵ Research Programs Unit, Genome-Scale Biology, Faculty of Medicine, University of Helsinki, Helsinki, Finland

⁶ Institute of Biotechnology, University of Helsinki, Helsinki, Finland

⁷ Institute of Biomedicine, University of Eastern Finland, Kuopio, Finland

⁸ Departments of Physiology and Pediatrics, University of Turku and Turku University Hospital, Finland

†Equal contribution



Supplementary Figure S1. Full-length blots of AR protein expression analysis. Areas of the blots that are presented in Fig. 2 are marked with a box. A) Input samples for AR immunoprecipitation detected with mouse

monoclonal α -AR antibody. B) Input samples for AR immunoprecipitation detected with α -GAPDH antibody to control the loading of input samples. C) Immunoprecipitated samples detected with mouse monoclonal α -AR antibody.