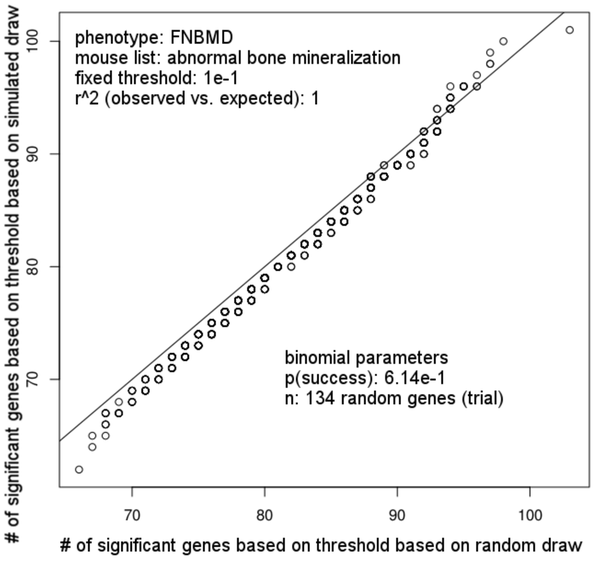
phenotype: FNBMD
mouse list: abnormal bone mineralization
fixed threshold: 1e-1
r^2 (observed vs. expected): 1
binomial parameters
p(success): 6.14e-1
n: 134 random genes (trial)
# of significant genes based on threshold based on simulated draw
# of significant genes based on threshold based on random draw

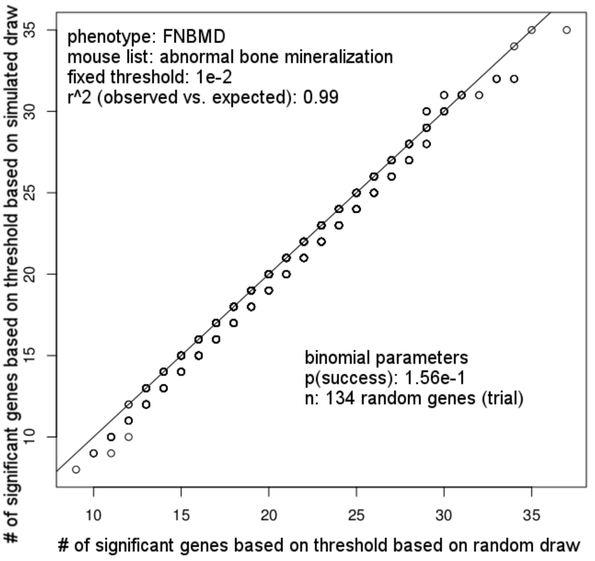
phenotype: FNBMD
mouse list: abnormal bone mineralization
fixed threshold: 1e-2
r^2 (observed vs. expected): 0.99
binomial parameters
p(success): 1.56e-1
n: 134 random genes (trial)
# of significant genes based on threshold based on simulated draw
# of significant genes based on threshold based on random draw

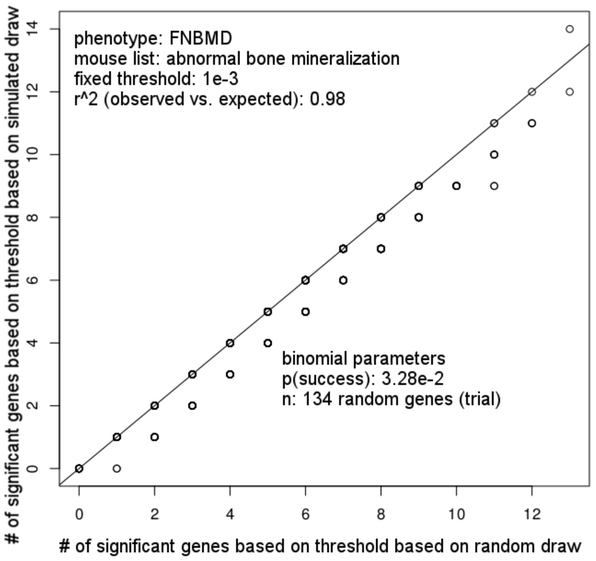
phenotype: FNBMD
mouse list: abnormal bone mineralization
fixed threshold: 1e-3
r^2 (observed vs. expected): 0.98
binomial parameters
p(success): 3.28e-2
n: 134 random genes (trial)
# of significant genes based on threshold based on simulated draw
# of significant genes based on threshold based on random draw

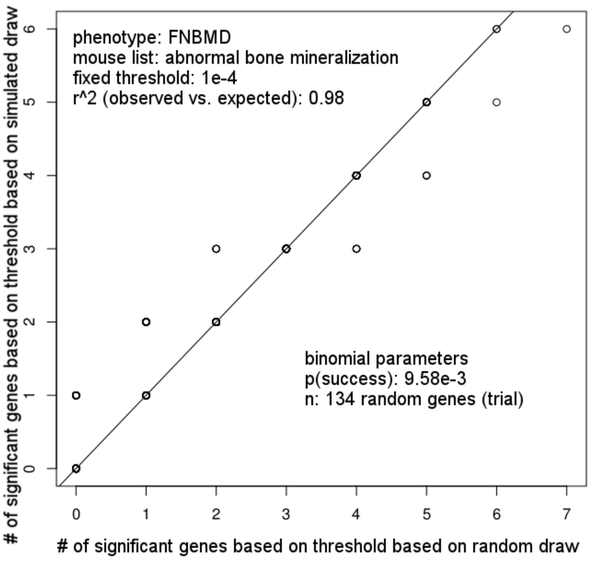
phenotype: FNBMD
mouse list: abnormal bone mineralization
fixed threshold: 1e-4
r^2 (observed vs. expected): 0.98
binomial parameters
p(success): 9.58e-3
n: 134 random genes (trial)
# of significant genes based on threshold based on simulated draw
# of significant genes based on threshold based on random draw

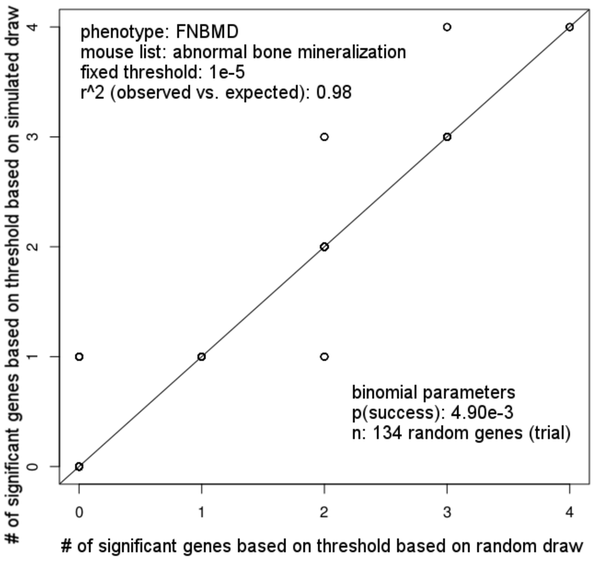
phenotype: FNBMD
mouse list: abnormal bone mineralization
fixed threshold: 1e-5
r^2 (observed vs. expected): 0.98
binomial parameters
p(success): 4.90e-3
n: 134 random genes (trial)
# of significant genes based on threshold based on simulated draw
# of significant genes based on threshold based on random draw

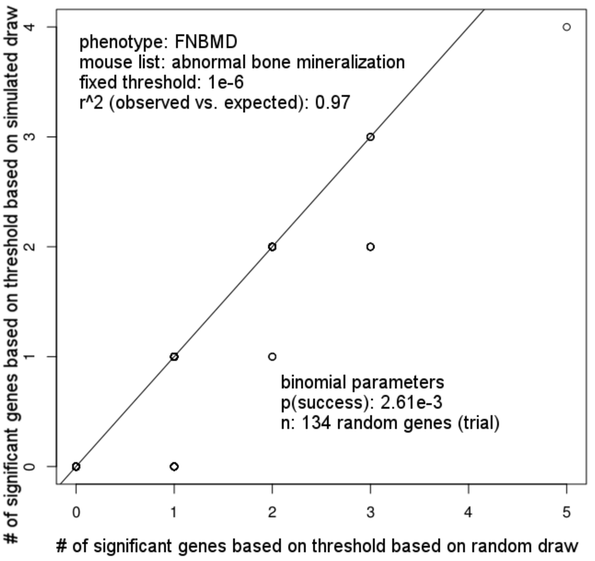
phenotype: FNBMD
mouse list: abnormal bone mineralization
fixed threshold: 1e-6
r^2 (observed vs. expected): 0.97
binomial parameters
p(success): 2.61e-3
n: 134 random genes (trial)
# of significant genes based on threshold based on simulated draw
# of significant genes based on threshold based on random draw

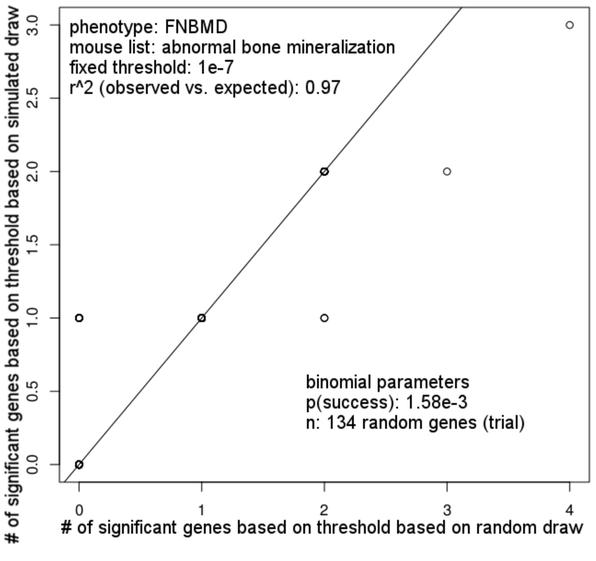
phenotype: FNBMD
mouse list: abnormal bone mineralization
fixed threshold: 1e-7
r^2 (observed vs. expected): 0.97
binomial parameters
p(success): 1.58e-3
n: 134 random genes (trial)
# of significant genes based on threshold based on simulated draw
# of significant genes based on threshold based on random draw

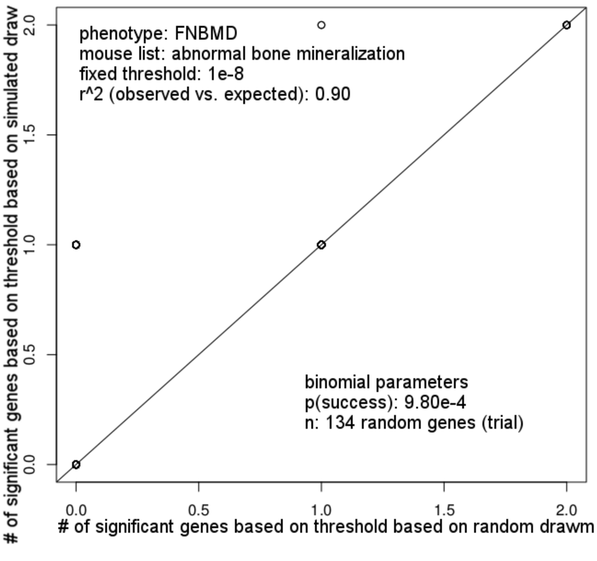
phenotype: FNBMD
mouse list: abnormal bone mineralization
fixed threshold: 1e-8
r^2 (observed vs. expected): 0.90
binomial parameters
p(success): 9.80e-4
n: 134 random genes (trial)
# of significant genes based on threshold based on simulated draw
# of significant genes based on threshold based on random drawm