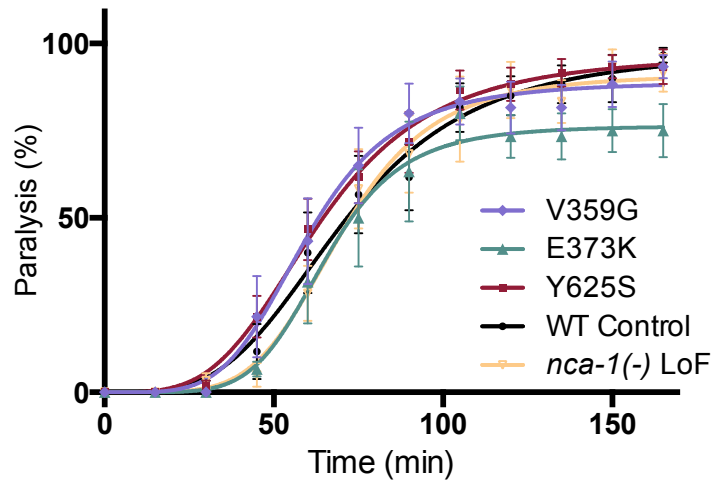
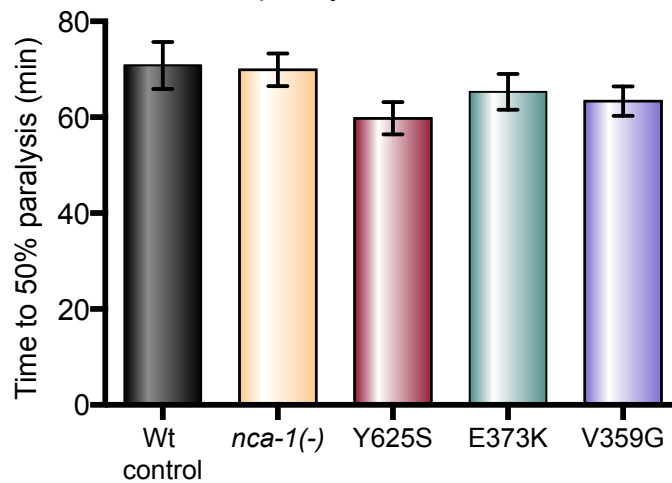


A aldicarb-sensitivity of CLIFAHDD 'fainter' variants



B aldicarb: half paralysis



C aldicarb: slope

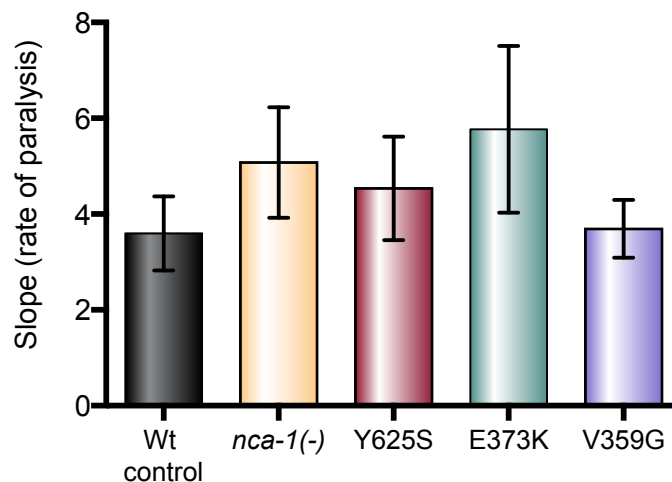


Figure e-2. Loss-of-function CLIFAHDD variants are not hypersensitive to aldicarb.

(A) Aldicarb-sensitivity of CLIFAHDD 'fainter' variants. The mutations displayed here were assayed with all others, but paralyzed at the same rate as the wild-type control. (B) Aldicarb – time to half paralysis. All mutants reached 'half-paralysis' at approximately 70 min—the same time as the wild type and loss-of-function control *nca-1(gk9)*. (C) Aldicarb – slope. The rate of paralysis was the same between mutants and the controls.