
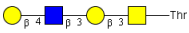
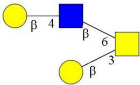
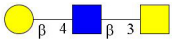
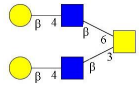
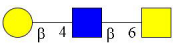
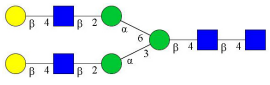
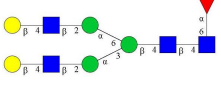
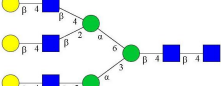
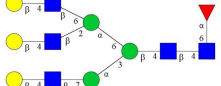


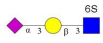


Table S1 Glycans imprinted on the microarray

Glycan No.	Structure
1	
2	
3	
4	
5	
6	
7	
8	
9	
10	
11	
12	

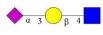
13



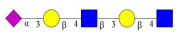
14



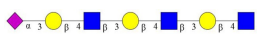
15



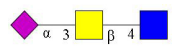
16



17



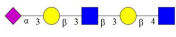
18



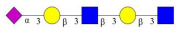
19



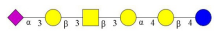
20



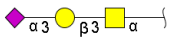
21



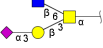
22



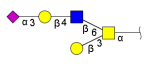
23



24



25



26	
27	
28	
29	
30	
31	
32	
33	
34	
35	
36	
37	
38	

39	
40	
41	
42	
43	
44	
45	
46	
47	
48	
49	
50	
51	

52	
53	