

SUPPLEMENTAL INFORMATION

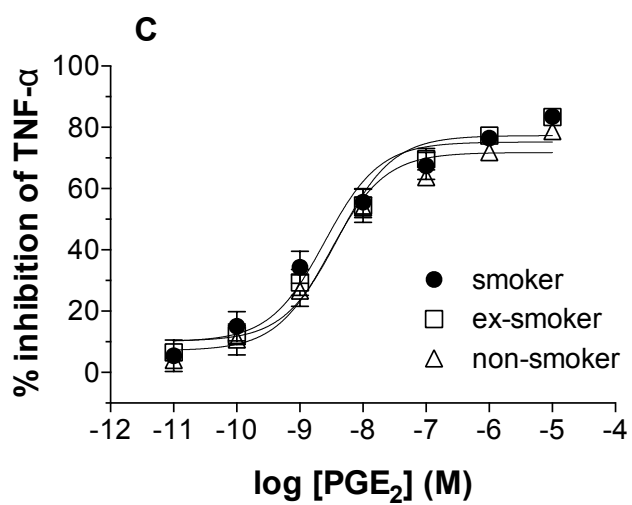
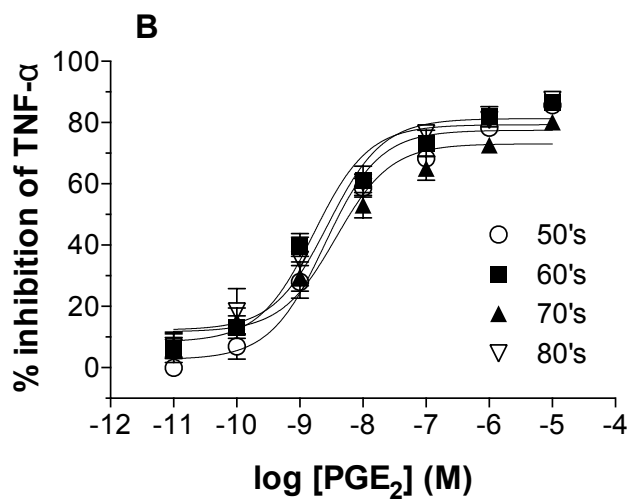
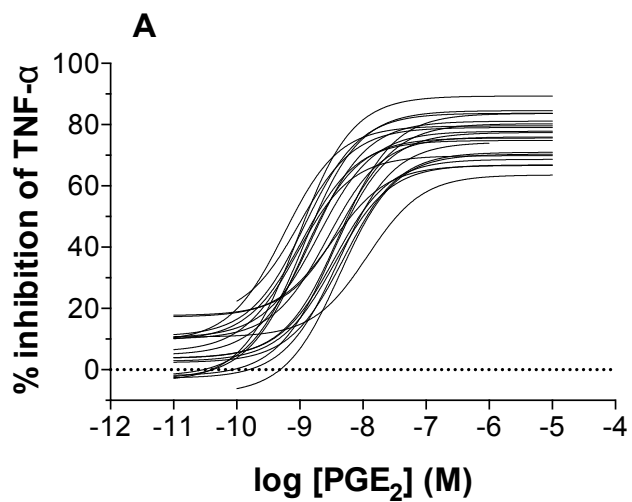


Figure 1 Inter-preparation responses to PGE₂. Macrophages were pre-incubated (30 min) with indomethacin (1 μM) and then with or without PGE₂ for 30 min before challenge with LPS (1 ng mL⁻¹) for 22 h after which TNFα was measured in the supernatants. Values are expressed as the % inhibition of the unblocked control TNFα release. The effects of PGE₂ in 32 macrophage preparations are shown (A). Data have been stratified according to age (B) or smoking status (C). Values are means ± SEM. (B) Values are for 5 people in their 50's, 7 in their 60's, 17 in their 70's and 3 in their 80's. (C) Values are for 14 (smokers), 13 (ex-smokers) and 5 (non-smokers) preparations.