

SUPPLEMENTAL MATERIAL

Figure Legend

Figure S1. *C. albicans* colonization and dissemination from the GI tracts of mice in the survival experiment. (A) Mean fungal burdens (\pm SEM) in feces of the indicated groups of mice taken at the time points shown. (B) Fungal burdens in gastrointestinal organs from the indicated groups of mice at time of death or sacrificed at Day 30 (bar = median, n=8 (infected group) or 9 (infected immunosuppressed group)). (C) Fungal burdens in systemic organs from the indicated groups of mice at time of death or sacrificed at Day 30 (bar = median, n= 8 (infected group) or 9 (infected immunosuppressed group)). No fungal burdens were observed in the uninfected group. D = day.

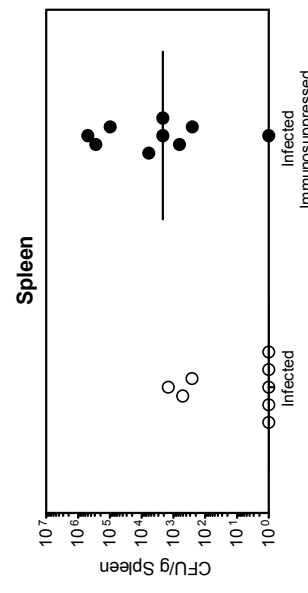
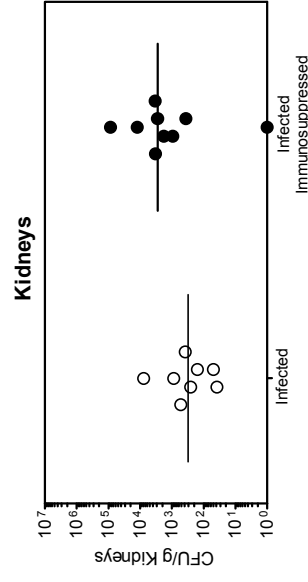
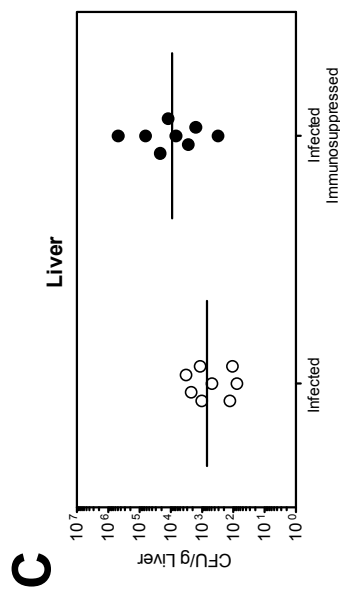
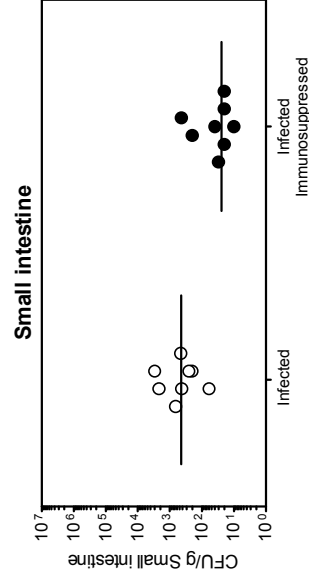
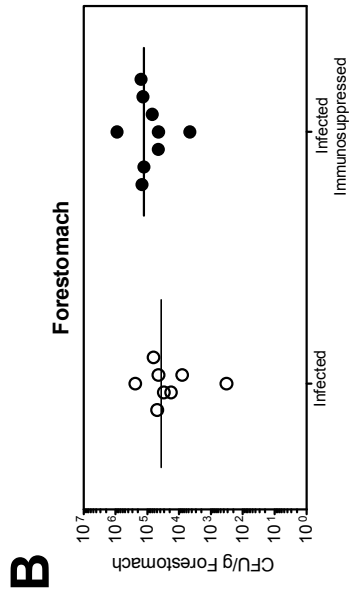
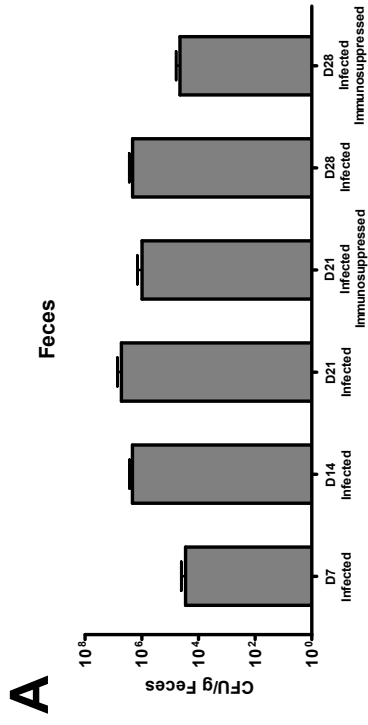


Figure S1