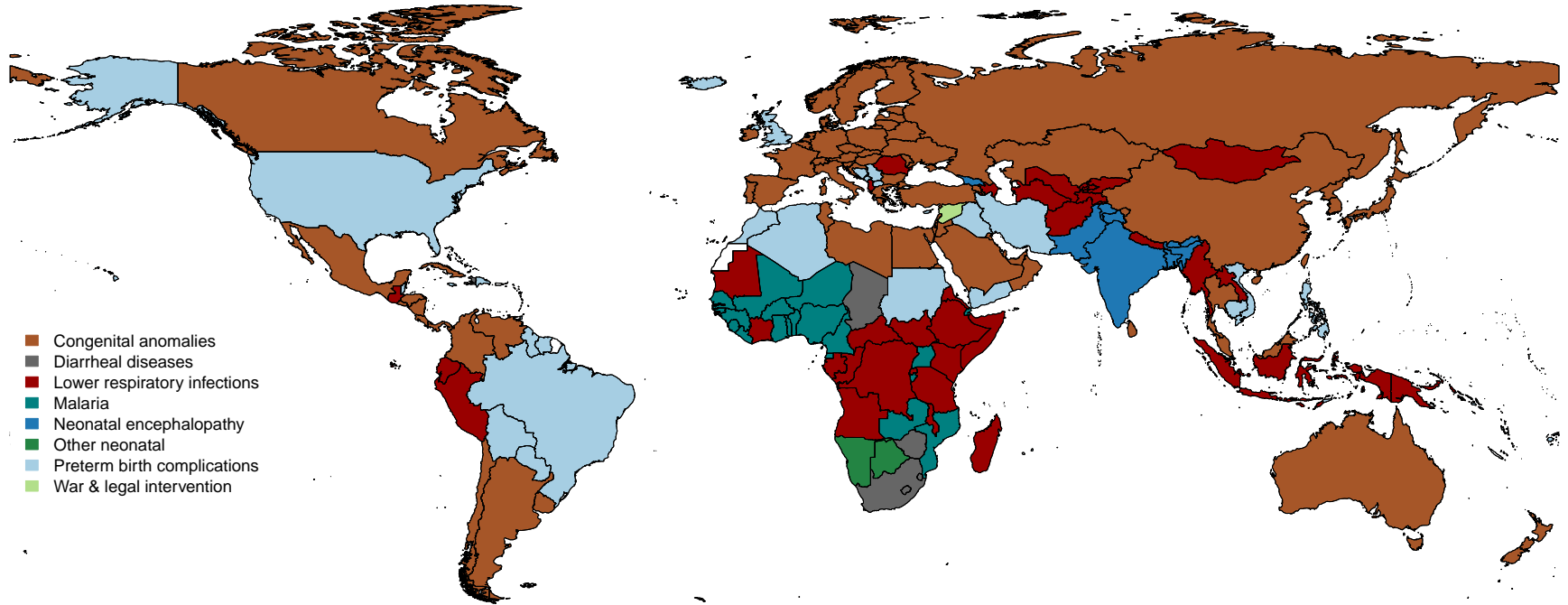




eFigure 2. Top Cause of Death by Country for Children Under 5, Both Sexes, 2013



- Congenital anomalies
- Diarrheal diseases
- Lower respiratory infections
- Malaria
- Neonatal encephalopathy
- Other neonatal
- Preterm birth complications
- War & legal intervention


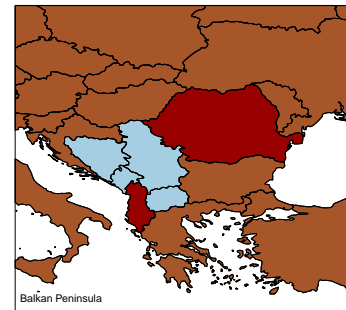
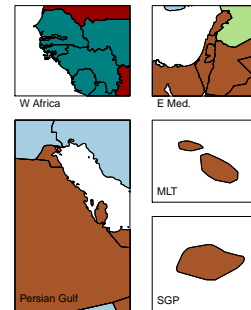
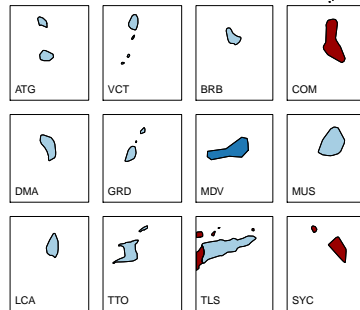
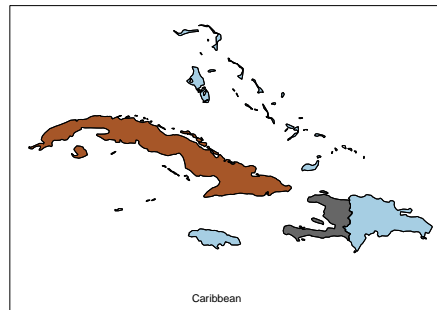
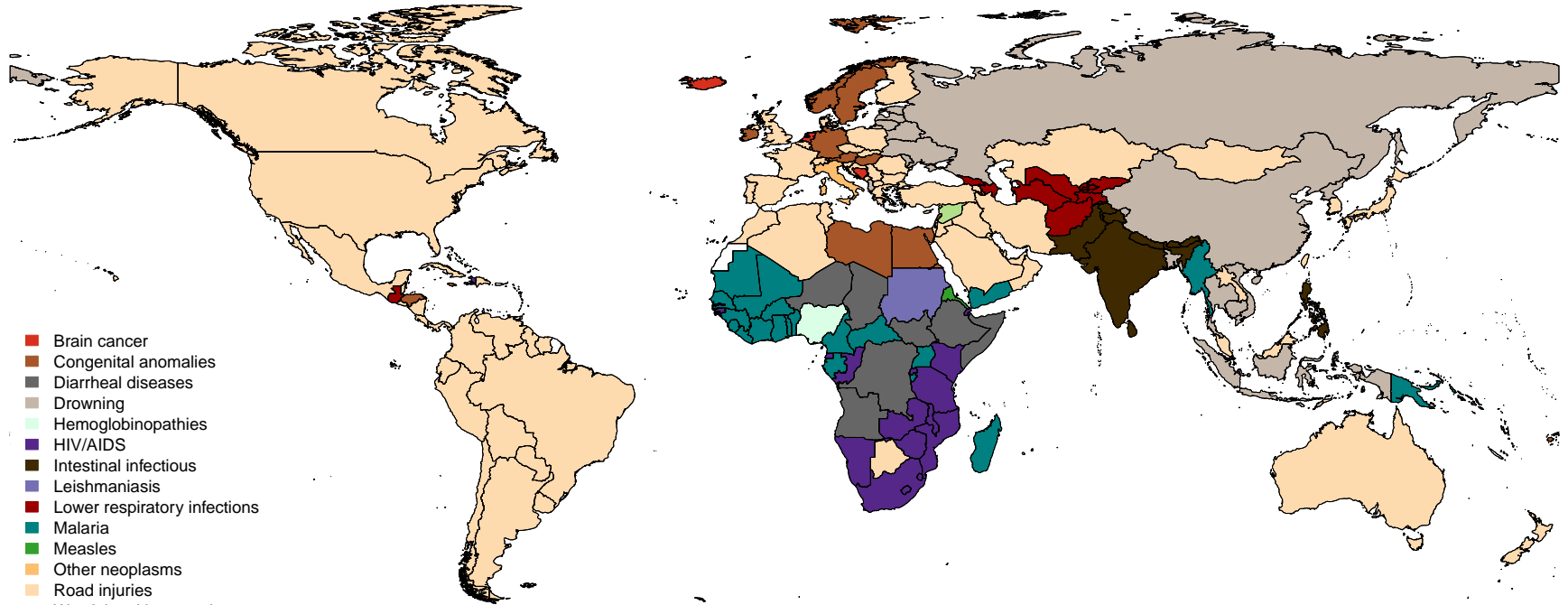



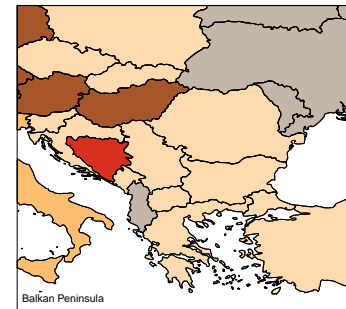
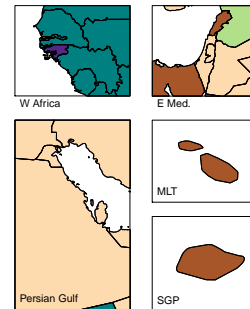
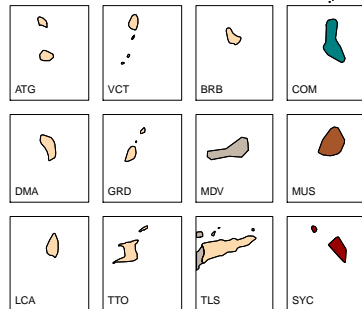
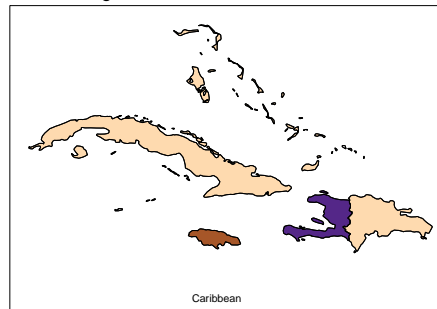
Figure 3. Top 25 Global Causes of Death for the Largest 50 Countries by Pediatric Population, Both Sexes, Ages 5 to 9, 2013

Location	Diarrheal Diseases	Lower Respiratory Infections	Road Injuries	Intestinal Infectious	Malaria	Drowning	HIV/AIDS	Hemoglobinopathies	Congenital Anomalies	Meningitis	Protein-Energy Malnutrition	Measles	Tuberculosis	STDs	Leukemia	Leishmaniasis	Fire & Heat	Falls	Other Neoplasms	Mechanical Forces	Animal Contact	Encephalitis	Epilepsy	Other Unintentional	Cerebrovascular Disease
Global	1	2	3	4	5	6	7	8	9	10	11	12	13	14	15	16	17	18	19	20	21	22	23	24	25
Developing	1	2	5	3	4	6	7	8	9	10	11	12	13	14	16	15	17	18	20	19	21	22	23	24	25
Afghanistan	11	1	2	7	12	3	81	15	5	10	21	9	8	55	16	62	18	6	28	14	36	29	17	4	31
Algeria	22	4	1	2	72	5	85	10	3	14	32	17	45	26	15	66	28	19	6	34	7	13	20	27	8
Angola	1	2	3	10	4	8	5	7	11	6	9	33	13	12	30	65	15	19	18	14	23	36	16	25	21
Argentina	29	5	1	35	88	6	55	18	2	10	21	86	38	32	3	89	11	24	4	12	51	17	26	13	15
Bangladesh	11	4	7	2	78	1	62	20	3	19	8	23	37	9	6	5	45	15	12	22	35	32	24	28	44
Brazil	18	4	1	5	66	2	71	20	3	10	24	88	46	23	6	52	17	12	8	14	34	16	26	19	13
Cameroon	5	4	3	7	1	10	2	9	11	6	8	12	16	13	45	90	19	15	21	14	34	36	18	22	24
China	30	7	2	22	80	1	31	18	4	16	49	77	40	46	3	86	19	5	8	9	32	11	17	14	10
Colombia	17	6	1	7	54	3	62	25	5	11	12	89	35	24	2	71	20	13	8	16	29	19	21	27	15
Cote d'Ivoire	5	3	4	7	1	9	2	10	11	6	8	12	13	20	45	90	18	16	17	14	34	32	19	24	23
Democratic Republic of the Congo	1	3	8	10	4	7	9	2	11	5	6	15	12	13	32	20	14	26	21	17	27	37	19	30	23
Egypt	13	5	3	4	81	6	76	14	1	27	50	38	57	70	7	58	31	12	10	20	41	15	16	17	2
Ethiopia	1	5	4	9	6	13	2	21	12	7	11	3	14	10	41	15	16	23	17	18	27	62	19	25	60
Ghana	11	4	5	8	1	10	3	2	9	7	6	12	20	29	32	89	28	19	18	15	42	27	26	30	16
India	2	3	6	1	5	4	30	28	9	20	15	32	8	19	25	7	11	14	22	16	10	13	29	31	24
Indonesia	2	7	3	4	23	1	35	14	8	11	21	5	10	15	9	88	28	25	29	27	22	12	16	31	41
Iran	25	5	1	3	80	4	86	12	2	13	58	21	46	50	6	74	7	11	26	14	16	31	18	10	17
Iraq	18	5	1	3	-	4	59	22	2	14	39	24	45	70	7	9	13	19	11	10	44	17	25	8	12
Kenya	2	3	7	5	4	9	1	14	11	6	8	10	12	13	21	33	18	20	16	19	22	49	17	24	51
Madagascar	2	4	10	8	1	15	12	19	13	9	6	5	18	7	34	3	21	32	16	22	30	56	20	41	27
Malaysia	28	6	1	2	67	3	41	20	5	12	57	9	44	32	4	87	18	26	7	23	40	8	15	35	13
Mexico	12	6	1	4	88	5	70	25	2	22	13	87	48	36	3	81	24	14	7	18	27	15	19	51	20
Morocco	22	5	1	2	74	3	68	25	4	8	41	21	29	7	11	55	20	15	6	12	39	18	16	32	10
Mozambique	3	4	7	8	2	12	1	17	11	9	10	14	13	6	38	5	16	24	15	18	23	59	19	25	58
Myanmar	7	4	8	3	1	2	21	16	5	11	46	9	29	10	6	86	17	12	14	19	36	15	28	40	26
Nepal	2	5	7	1	19	4	38	27	6	18	12	42	13	8	10	3	11	14	15	25	9	23	28	24	37
Niger	1	3	6	9	2	10	14	7	12	4	5	18	13	8	47	87	19	21	22	15	32	40	20	24	31
Nigeria	8	5	3	9	2	10	4	1	13	6	7	12	15	11	45	90	19	16	23	17	20	36	18	14	29
Pakistan	2	3	5	1	10	4	73	24	6	8	9	11	7	28	17	16	13	23	19	27	22	33	18	12	41
Peru	18	2	1	6	79	7	40	27	5	16	14	90	22	12	3	82	23	21	8	11	47	9	26	39	15
Philippines	10	2	4	1	59	3	44	23	5	9	11	7	12	36	8	89	40	25	16	45	24	17	32	29	15
Saudi Arabia	19	5	1	4	63	3	32	11	2	24	40	70	39	44	13	85	10	6	14	7	31	23	18	17	12
South Africa	4	2	3	6	50	5	1	25	13	8	18	28	7	15	19	69	16	24	11	10	30	37	14	38	27
Sudan	6	3	7	5	2	19	16	13	4	11	46	10	18	9	12	1	28	14	22	15	45	34	21	35	8
Tanzania	3	4	8	7	2	11	1	16	13	9	10	12	14	5	34	6	18	20	15	19	24	61	17	26	49
Thailand	16	3	2	4	49	1	52	19	5	11	73	35	50	38	6	87	31	22	8	20	29	9	21	17	12
Turkey	25	5	1	3	86	9	65	10	2	26	43	15	35	41	4	85	28	11	12	14	24	13	7	16	8
Uganda	5	3	4	8	1	11	2	17	13	6	10	15	14	7	23	30	12	40	20	18	16	53	19	84	48
Uzbekistan	22	1	3	35	-	2	83	23	5	13	57	85	41	48	4	79	10	7	12	17	31	6	11	9	38
Venezuela	12	8	1	4	69	5	63	22	2	16	14	90	42	9	3	73	24	18	6	11	29	19	21	20	23
Vietnam	14	6	2	4	26	1	56	15	3	23	52	7	20	21	5	86	39	22	11	12	19	8	13	18	50
Yemen	4	3	2	6	1	7	55	18	5	9	43	11	13	19	12	17	10	14	23	15	47	38	22	20	8
Developed	33	7	1	18	87	2	56	26	3	22	45	81	48	39	5	83	8	13	6	11	41	21	16	25	24
France	27	13	1	10	-	7	77	23	4	25	69	79	46	50	5	84	15	12	2	17	42	22	14	28	18
Germany	26	11	3	32	-	7	80	21	1	20	66	68	62	39	5	-	14	16	4	12	46	19	8	28	25
Italy	40	11	2	7	-	10	79	14	4	21	63	82	52	24	3	81	22	13	1	12	54	15	19	30	16
Japan	32	6	1	12	-	3	84	17	4	24	65	79	63	28	5	-	9	14	2	19	47	21	18	41	20
Russia	39	5	2	21	-	1	33	47	3	18	27	83	42	48	7	-	6	11	8	12	34	19	20	14	28
South Korea	39	9	1	13	86	2	84	22	5	29	71	79	28	30	3	-	12	7	6	15	36	14	10	34	17
United Kingdom	24	9	1	11	-	8	81	23	2	17	73	80	53	52	3	-	14	15	5	13	44	22	10	45	27
United States	33	10	1	26	-	5	77	21	2	20	72	84	65	44	6	-	7	23	4	11	37	25	24	42	17

eFigure 4. Top Cause of Death by Country for Ages 5 to 9, Both Sexes, 2013



- Brain cancer
- Congenital anomalies
- Diarrheal diseases
- Drowning
- Hemoglobinopathies
- HIV/AIDS
- Intestinal infectious
- Leishmaniasis
- Lower respiratory infections
- Malaria
- Measles
- Other neoplasms
- Road injuries
- War & legal intervention

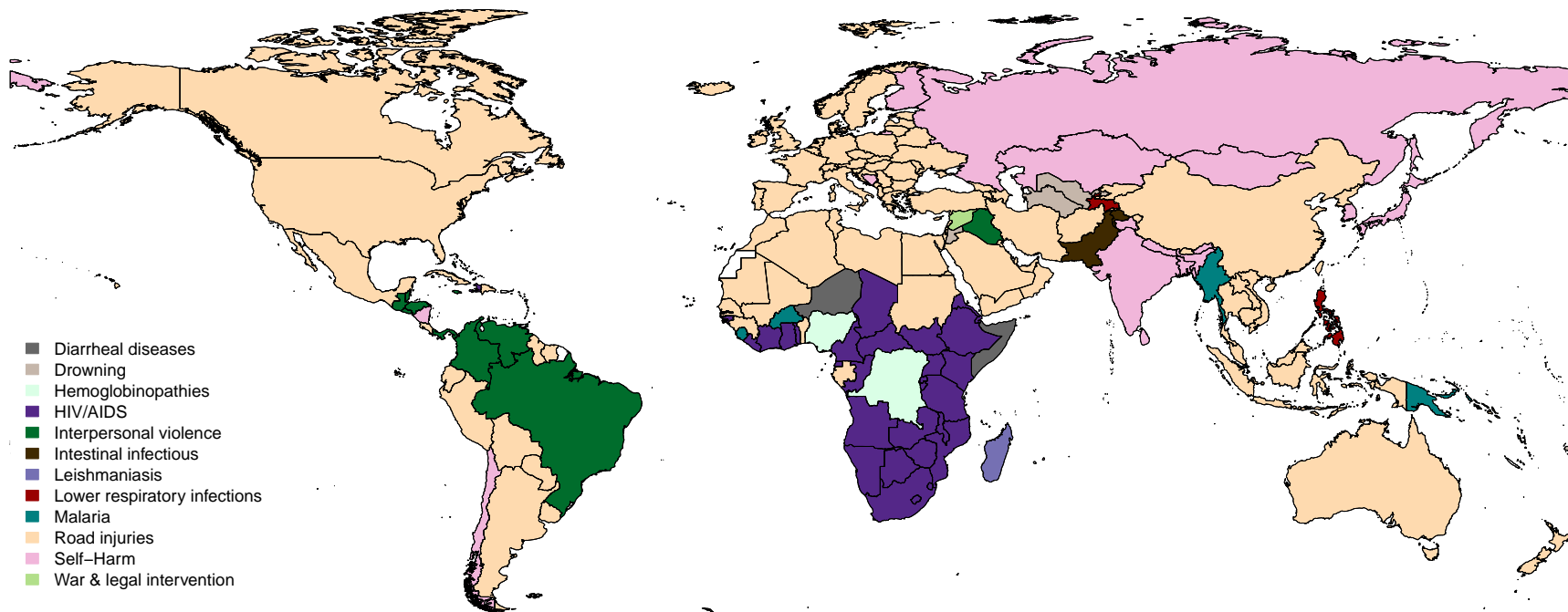




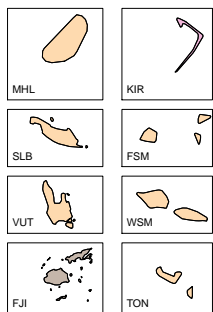
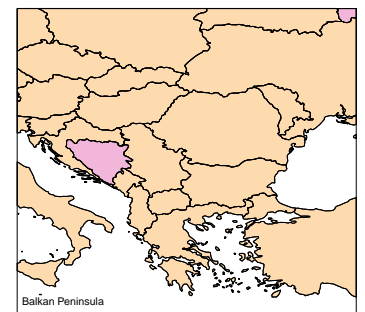
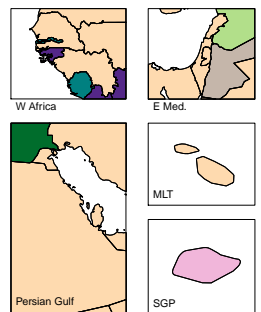
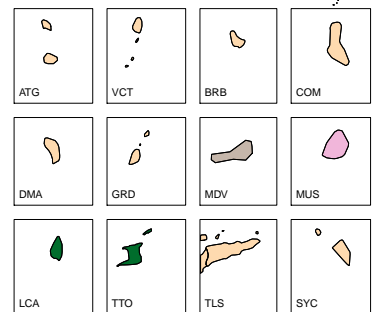
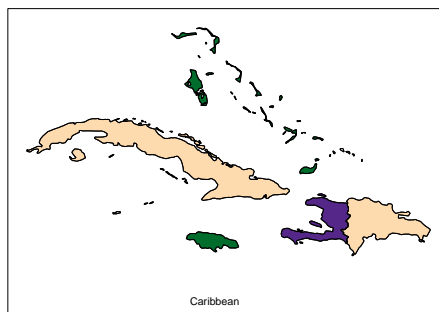
eFigure 5. Top 25 Global Causes of Death for the Largest 50 Countries by Pediatric Population, Ages 10 to 19, Both Sexes, 2013

Location	Road Injuries	HIV/AIDS	Self-Harm	Drowning	Intestinal Infections	Interpersonal Violence	Lower Respiratory Infections	Diarrheal Diseases	Malaria	Tuberculosis	Maternal Disorders	Hemoglobinopathies	Congenital Anomalies	Leukemia	Meningitis	Ischemic Heart Disease	Fire and Heat	Cerebrovascular Disease	Other Neoplasms	Falls	Mechanical Forces	Epilepsy	Other Unintentional	Chronic Kidney Disease	Leishmaniasis
Global	1	2	3	4	5	6	7	8	9	10	11	12	13	14	15	16	17	18	19	20	21	22	23	24	25
Developing	1	2	3	4	5	6	7	8	9	10	11	12	14	15	13	16	17	18	21	19	20	22	23	24	25
Afghanistan	1	102	13	3	9	5	4	14	10	7	6	15	8	19	16	23	22	18	29	11	12	17	2	20	91
Algeria	1	95	19	2	3	20	4	36	84	27	37	12	9	11	17	6	21	5	10	28	45	15	23	7	97
Angola	2	1	8	6	13	14	4	3	11	9	5	10	15	37	7	47	23	18	20	21	12	16	28	19	81
Argentina	1	38	2	4	59	3	9	51	124	36	17	29	10	6	21	13	24	11	8	31	5	23	12	19	127
Bangladesh	4	84	1	3	2	10	20	24	101	32	9	27	11	7	22	16	64	21	6	17	40	8	12	18	14
Brazil	2	31	4	3	9	1	5	42	94	37	13	27	8	6	14	12	36	10	7	16	17	23	15	18	82
Cameroon	2	1	12	10	9	14	6	7	3	11	4	8	15	46	5	26	35	22	31	17	24	23	30	16	127
China	1	48	3	2	46	10	16	57	108	28	39	23	5	4	29	9	33	8	11	6	7	15	14	17	124
Colombia	2	45	3	4	12	1	6	35	70	32	13	31	8	5	20	11	33	9	7	15	10	14	19	16	108
Cote d'Ivoire	2	1	13	10	8	61	5	7	3	9	6	11	14	44	4	26	31	18	27	16	21	19	32	17	127
Democratic Republic of the Congo	4	2	10	11	12	13	5	3	7	8	9	1	18	35	6	53	23	20	22	25	17	16	34	21	27
Egypt	1	105	11	3	6	25	7	34	108	46	44	18	5	9	38	4	35	2	14	17	23	22	16	13	85
Ethiopia	2	1	10	11	9	8	6	3	14	4	5	24	16	46	7	45	25	44	22	20	26	12	30	18	15
Ghana	2	1	10	17	8	19	6	11	4	15	7	3	14	36	5	18	34	20	29	21	24	26	40	13	126
India	3	14	1	5	2	19	8	4	9	6	10	33	18	28	26	11	7	20	22	17	16	35	25	50	21
Indonesia	1	64	17	2	5	25	6	4	24	3	11	21	7	8	9	35	40	18	34	19	33	12	23	14	124
Iran	1	110	2	3	5	9	12	41	103	43	37	15	6	7	26	8	4	14	21	18	11	24	10	22	109
Iraq	2	68	11	4	7	1	12	28	-	26	23	18	5	10	22	8	14	13	16	20	6	25	3	9	19
Kenya	3	1	12	10	8	11	6	2	7	4	13	16	15	23	5	49	21	33	19	18	24	9	27	17	47
Madagascar	5	8	18	14	10	25	4	3	2	13	7	22	19	38	6	58	37	11	24	35	32	15	53	26	1
Malaysia	1	32	5	2	8	6	4	43	91	37	40	17	9	7	19	15	35	10	11	29	16	23	36	22	124
Mexico	1	57	3	4	12	2	9	25	124	36	17	31	7	5	32	13	40	16	8	14	11	15	28	6	121
Morocco	1	81	4	3	6	14	7	31	104	19	24	29	12	10	17	5	27	8	9	21	13	16	32	15	88
Mozambique	3	1	14	13	11	10	6	5	2	7	8	19	17	38	9	46	20	43	18	22	23	12	28	16	4
Myanmar	2	16	14	3	6	11	5	13	1	9	12	18	7	4	10	55	19	25	15	8	17	20	34	23	123
Nepal	2	37	1	4	3	10	12	5	24	8	7	30	18	9	23	19	16	26	15	17	33	20	11	40	6
Niger	3	9	24	12	10	29	6	1	5	8	2	7	17	46	4	27	32	36	28	21	19	23	33	20	125
Nigeria	2	3	64	12	8	26	6	10	4	9	5	1	15	45	7	32	36	28	25	11	22	13	20	21	127
Pakistan	2	83	13	8	1	5	12	6	25	4	3	20	24	10	11	15	32	19	27	26	35	14	7	16	30
Peru	1	53	3	8	14	7	2	33	103	11	18	30	13	4	22	5	34	9	12	25	10	16	32	15	113
Philippines	2	34	12	3	4	5	1	18	61	9	24	23	7	8	11	10	53	14	15	25	40	22	20	16	125
Saudi Arabia	1	37	7	2	4	17	8	38	70	24	49	13	3	16	34	10	20	14	18	6	9	11	15	12	121
South Africa	3	1	4	10	14	2	5	8	57	6	19	34	20	24	13	32	18	23	17	27	7	9	33	22	103
Sudan	1	14	10	9	6	15	4	12	5	19	3	18	8	13	22	11	35	7	21	23	16	20	37	25	2
Tanzania	6	1	14	12	9	11	7	3	2	5	8	17	15	41	10	42	23	44	18	20	25	13	30	21	4
Thailand	1	27	4	2	12	3	6	36	55	46	43	26	11	8	18	13	37	7	15	17	10	20	9	14	124
Turkey	1	93	2	8	4	6	7	41	122	39	57	19	16	3	38	17	29	10	13	14	5	9	20	21	121
Uganda	2	1	104	11	10	9	4	7	3	5	8	16	17	23	6	42	45	37	19	86	20	13	110	18	41
Uzbekistan	3	77	2	1	56	12	4	46	-	23	40	31	17	5	15	21	18	30	14	9	19	6	10	7	113
Venezuela	2	44	3	4	10	1	9	27	88	36	12	25	7	6	20	16	30	15	8	17	5	14	13	11	115
Vietnam	1	47	5	2	9	6	8	33	25	15	24	19	4	3	27	71	43	22	12	14	16	10	7	28	123
Yemen	1	65	12	5	7	9	3	8	2	14	4	18	10	13	22	11	16	6	21	25	15	19	20	24	28
Developed	1	42	2	4	33	3	12	57	123	45	40	31	6	7	26	21	20	19	5	14	15	17	24	30	119
France	1	53	2	8	24	11	20	45	-	61	51	30	5	4	33	23	26	18	3	14	19	13	25	38	120
Germany	1	76	2	13	52	11	15	42	-	82	54	32	3	5	23	19	24	21	4	18	17	9	25	30	-
Italy	1	32	2	8	21	11	18	67	-	61	69	17	5	4	28	16	31	15	3	12	13	19	26	25	115
Japan	2	110	1	5	22	15	7	47	-	60	85	18	6	4	34	10	20	16	3	12	21	14	52	29	-
Russia	2	37	1	3	33	4	10	73	-	28	44	61	7	9	27	24	14	20	11	6	16	21	15	34	-
South Korea	2	96	1	3	27	7	15	53	122	26	55	22	8	4	36	14	16	13	5	12	17	10	33	21	-
United Kingdom	1	106	2	15	22	18	12	45	-	64	42	36	4	6	20	32	25	21	3	13	11	10	43	31	-
United States	1	40	2	5	42	3	15	49	-	83	32	27	6	8	29	18	16	19	7	20	12	23	37	30	-

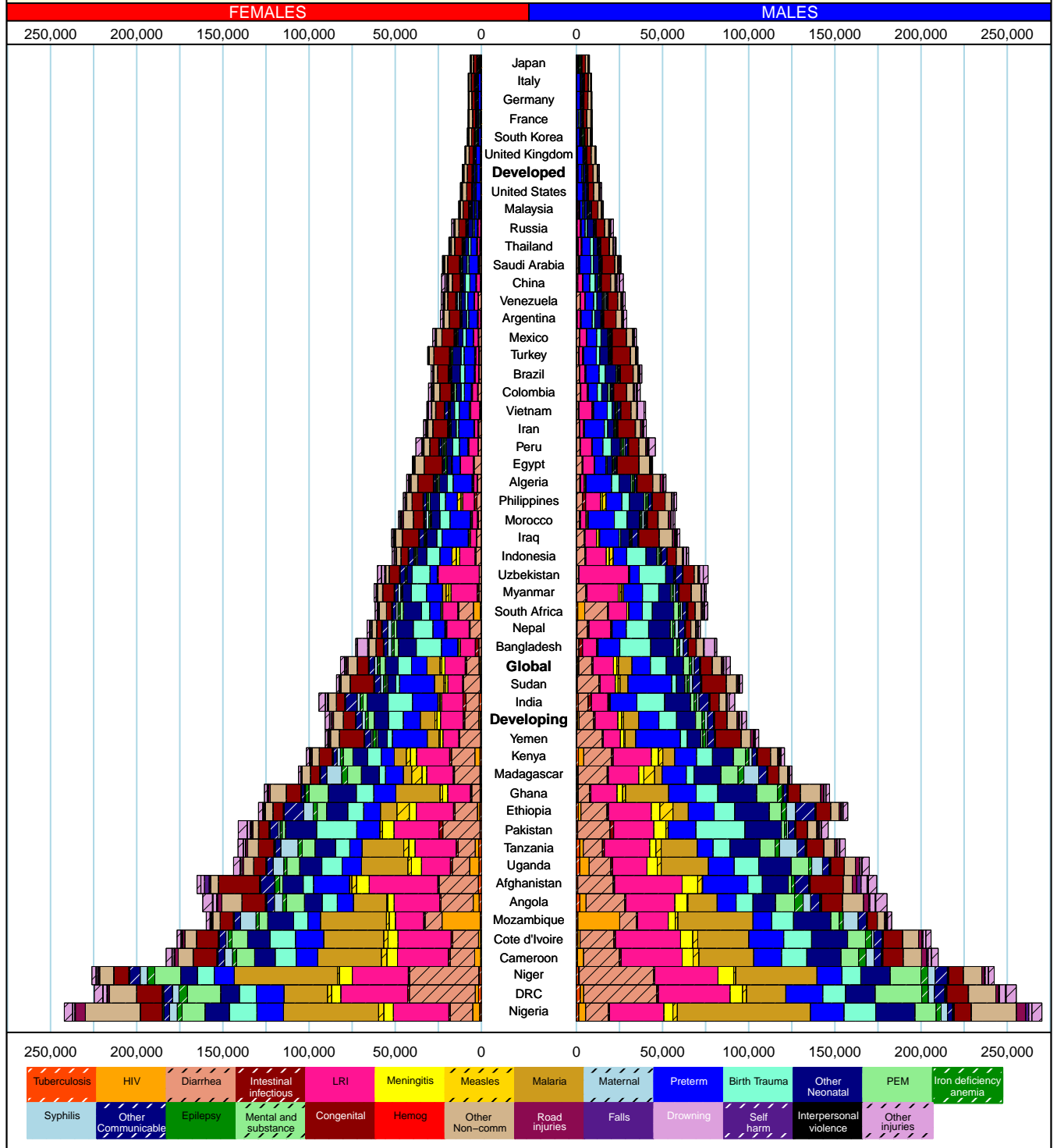
eFigure 6. Top Cause of Death by Country for Ages 10 to 19, Both Sexes, 2013



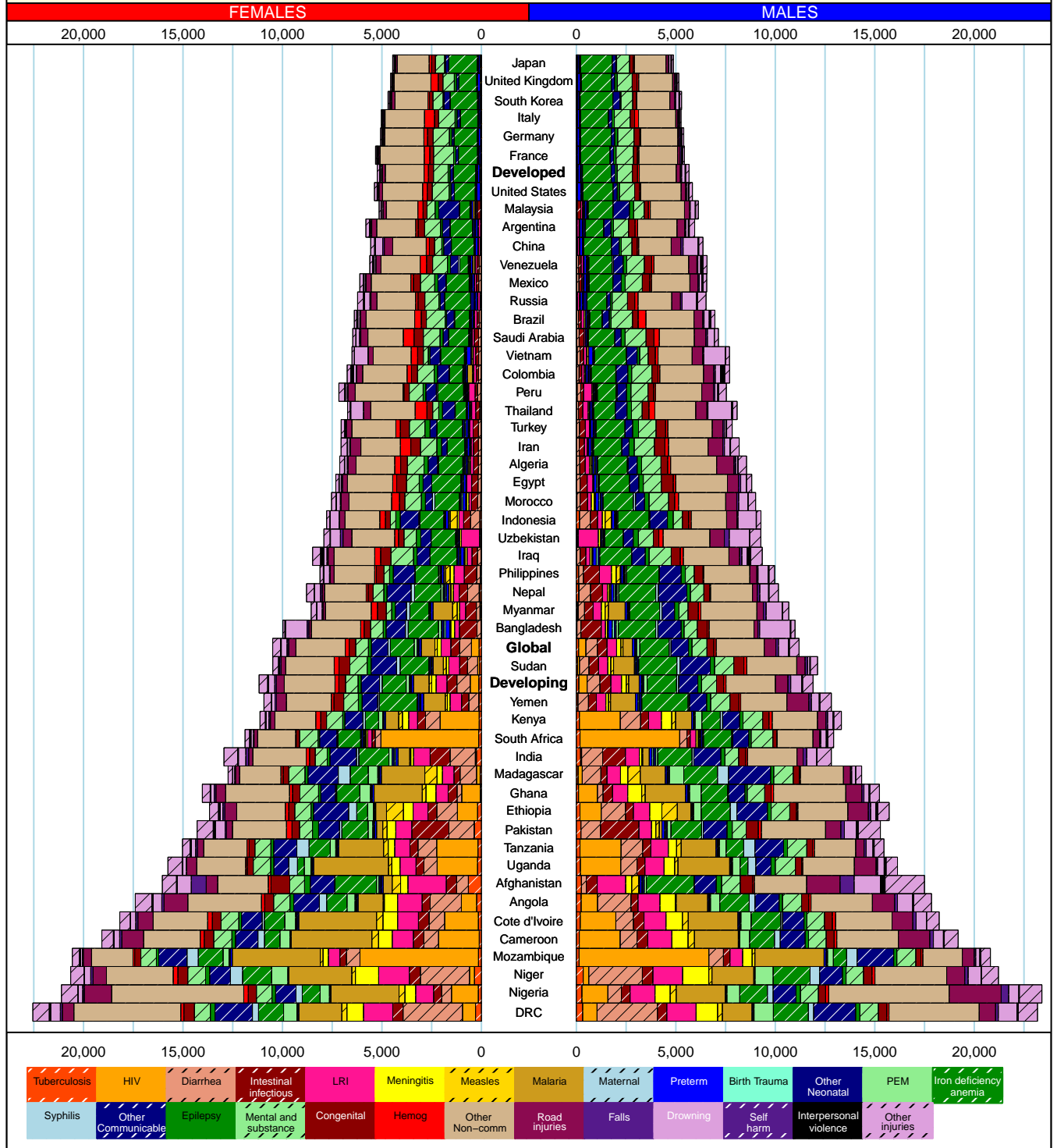
- Diarrheal diseases
- Drowning
- Hemoglobinopathies
- HIV/AIDS
- Interpersonal violence
- Intestinal infectious
- Leishmaniasis
- Lower respiratory infections
- Malaria
- Road injuries
- Self-Harm
- War & legal intervention



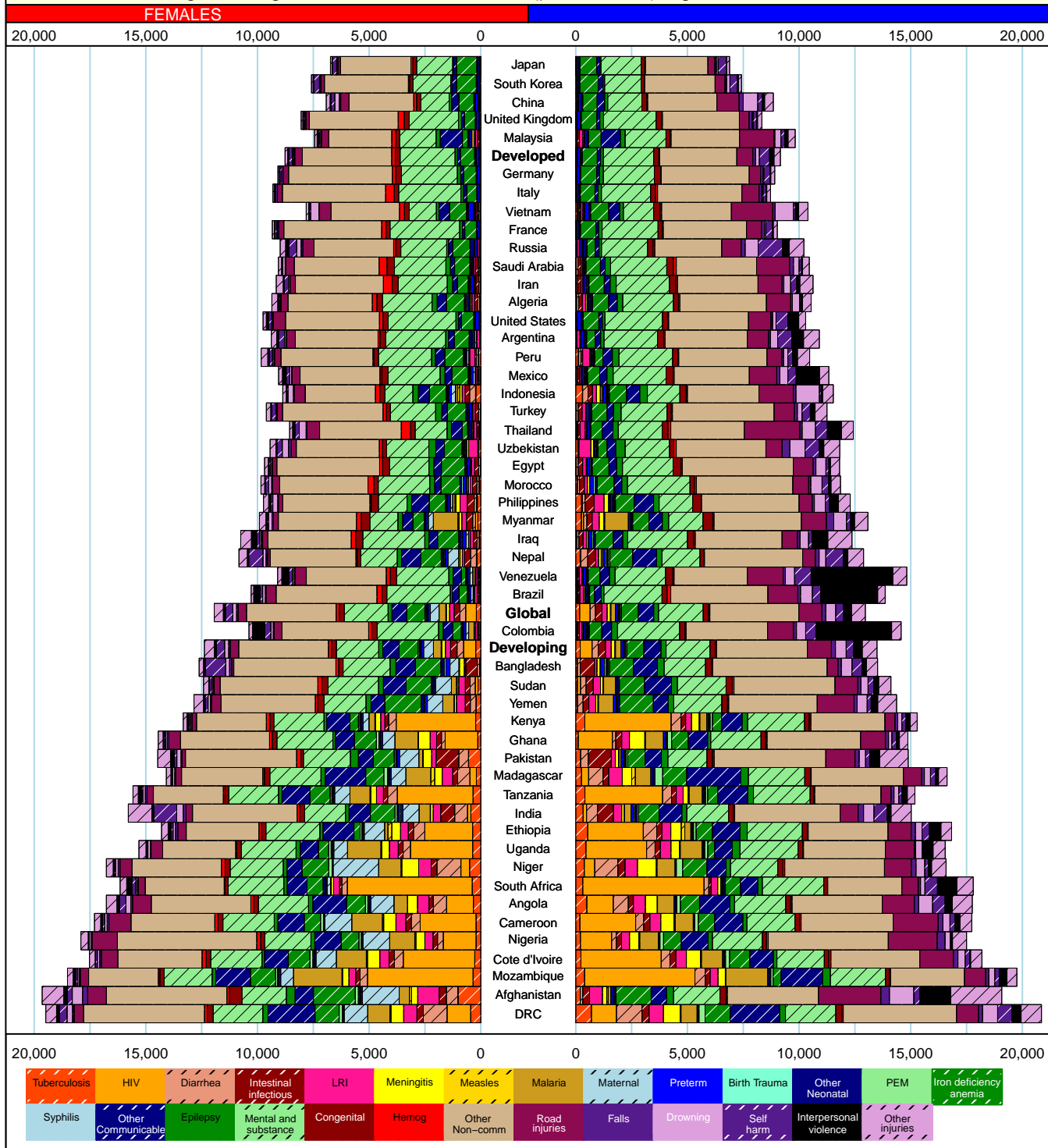
eFigure 7. DALY rate (per 100,000), ages<5, 2013




eFigure 8. DALY rate (per 100,000), ages 5–9, 2013



eFigure 9. Age-standardized DALY rate (per 100,000), ages 10–19, 2013



**eFigure 10. Top 25 Global Causes of DALYs, Ages 5 to 9, Both Sexes, 1990 and 2013**



**eFigure 11. Top 25 Global Causes of DALYs, Ages 10 to 19, Both Sexes, 1990 and 2013**

1990 DALYs	1990 Leading Causes	2013 Leading Causes	2013 DALYs	% Change in DALY Counts	% Change in DALY Rates
10,725,087	1 Iron-deficiency anemia	1 Iron-deficiency anemia	9,228,221	-14.0 *	-24.2 *
9,705,552	2 Road injuries	2 Skin diseases	8,771,756	16.0 *	1.8
7,553,369	3 Skin diseases	3 Road injuries	8,519,226	-12.2 *	-23.2 *
6,041,033	4 Depressive disorders	4 Depressive disorders	7,482,789	23.6 *	8.4 *
5,896,750	5 Drowning	5 Low back & neck pain	6,084,457	13.4 *	-0.7
5,742,550	6 Diarrheal diseases	6 HIV/AIDS	5,610,628	2,963.0 *	2,608.2 *
5,358,595	7 Low back & neck pain	7 Conduct disorder	4,881,825	16.7 *	2.5 *
4,868,310	8 Self-harm	8 Anxiety disorders	4,314,781	17.5 *	3.1
4,332,367	9 Tuberculosis	9 Self-harm	4,138,339	-15.5	-26.1 *
4,183,707	10 Conduct disorder	10 Migraine	4,009,141	18.1 *	3.6
4,153,137	11 Lower respiratory infections	11 Drowning	3,680,581	-39.7	-47.1 *
3,926,332	12 Malaria	12 Intestinal infectious	3,220,920	-17.6	-27.6 *
3,909,264	13 Intestinal infectious	13 Hemoglobinopathies	3,145,736	15.1 *	1.3
3,691,531	14 Maternal disorders	14 Malaria	3,031,564	-23.5 *	-32.8 *
3,680,915	15 Anxiety disorders	15 Diarrheal diseases	2,955,297	-48.7 *	-54.9 *
3,401,890	16 Migraine	16 Asthma	2,883,059	-7.9 *	-19.1 *
3,125,931	17 Asthma	17 Sense organ diseases	2,845,357	2.1	-10.3 *
2,890,287	18 Interpersonal violence	18 Congenital anomalies	2,746,453	8.5	-4.6
2,786,736	19 Sense organ diseases	19 Interpersonal violence	2,729,044	-5.6	-17.6 *
2,629,200	20 Hemoglobinopathies	20 Lower respiratory infections	2,627,011	-36.9 *	-44.6 *
2,584,115	21 Meningitis	21 Epilepsy	2,310,397	1.4	-11.0 *
2,538,835	22 Congenital anomalies	22 Maternal disorders	2,265,925	-38.4 *	-46.2 *
2,532,576	23 Intestinal nematode	23 Tuberculosis	2,234,493	-48.3 *	-54.7 *
2,290,025	24 Fire & heat	24 Meningitis	1,729,544	-33.2 *	-41.4 *
2,275,557	25 Epilepsy	25 Autistic spectrum	1,636,909	14.9 *	0.9
	31 Autistic spectrum	32 Fire & heat			
	101 HIV/AIDS	43 Intestinal nematode			

\*Changes that are statistically significant.

**Legend:**

- Communicable, maternal, neonatal and nutritional
- Non-communicable
- Injuries



















	3,220	90.7	197			0.3		329		6.5		112		3.7		59		1.6		26.1		117		3.2		7		0.0		59		0.5				
	(1329-1844)	(85.3-96.2)	(101-272)			(5.5-7.2)		(203-345)		(10.7-20.4)		(27-100)		(0.7-3.0)		(57-137)		(17.1-72.4)		(0.7-15.3)		(17-61)		(5.1-25.2)		(1-11)		(15-70)		(0.3-0.8)						
<b>Guatemala</b>	3,848	143.5	424			16.0		43		1.6		92		3.4		113		4.2		1.4		215		79		200		7.4		396		34.5				
	(3,848-4,826)	(122.2-157.4)	(161-572)			(11.1-21.7)		(73-153)		(0.8-2.7)		(31-55)		(1.0-5.0)		(20-57)		(8.0-22.0)		(4.0-7.5)		(104-121)		(51-114.4)		(120-200)		(14.6-11.3)		(222-399)		(0.0-24.0)		(0.2-18)		(1.5-6.8)
<b>Guinea-Bissau</b>	683	26.7	179			6.5		24		0.9		14		0.5		11		0.7		0.6		4		7		6		0.1		8		0.7				
	(633-872)	(150.5-228.1)	(75-142)			(20.0-37.6)		(34-191)		(23.0-49.5)		(4-13)		(1.0-3.6)		(0-14)		(2.4-7.8)		(0-2)		(14-4.7)		(77-60.1)		(70-15.5)		(17-55)		(4.3-14.1)		(16-89)		(4.0-22.9)		(1.5-3)
<b>Guinea</b>	177	21.5	55			7.8		4		0.3		1		0.1		2		0.1		0.1		1		1		1		0.0		0.3		0.7				
	(79-123.5)	(17-32)	(17-32)			(8.0-18.6)		(2-7)		(13.4-44)		(0-19)		(4.3-10.9)		(0-22)		(0.5-2.1)		(1-7)		(5.5-15.0)		(4-8)		(23-46)		(1-2)		(0.4-0.9)		(0-1)		(0.1-0.6)		(0-1)
<b>Haiti</b>	2,362	85.7	634			22.4		49		2.2		44		2.0		32		2.6		2.2		101		32		22		3.1		33		2.7				
	(2,107-2,526)	(81.5-111.0)	(109-204)			(14.8-0.0)		(29-78)		(0.7-25.8)		(29-78)		(1.1-13.2)		(25-71)		(1.4-48)		(10-174)		(70-145)		(71-145)		(11.8-5.3)		(18-69)		(10.8-1.3)		(43-87)		(1.1-1.8)		
<b>Honduras</b>	1,586	65.8	32			4.5		32		1.8		22		4.0		29		2.6		2.2		82		267		22		1.5		2		0.1				
	(992-1,420)	(32.0-136.3)	(15-75)			(10.0-14.0)		(8.0-49.0)		(0.7-29.3)		(0.7-34.0)		(0.2-7.0)		(12.1-57.0)		(0.2-40.2)		(1.8-17.0)		(12.1-57.0)		(0.2-40.2)		(13.1-57.0)		(0.2-10.3)		(0.2-10.3)		(0.2-10.3)		(0.2-10.3)		
<b>Hungary</b>	228	21.0	42			1.8		0		0.0		35		1.4		2		0.2		0.4		4		4		0		0.0		0		0.0				
	(117-339)	(10.0-29.2)	(14-30)			(0.0-0.0)		(21-43)		(0.0-0.0)		(11-23)		(1.0-2.3)		(11-23)		(0.0-0.0)		(1.0-2.3)		(11-23)		(0.0-0.0)		(0.0-0.0)		(0.0-0.0)		(0.0-0.0)		(0.0-0.0)		(0.0-0.0)		
<b>Iceland</b>	7	16.5	2			4.0		0		0.0		2		0.8		0		0.0		0.0		0		0		0		0.0		0		0.0				
	(6-19)	(0.0-19.2)	(1-3)			(2.5-55)		(0-0)		(0.0-0.0)		(1-2)		(2.0-53)		(0-0)		(0.0-0.0)		(0-1)		(0.0-0.0)		(0-0)		(0-0)		(0.0-0.0)		(0-0)		(0.0-0.0)		(0.0-0.0)		
<b>India</b>	245,074	308,273	1,302			12,426		17,510		1,000		1,341		1.8		22,074		1,192		1.8		1,192		1,192		1,192		1,192		1,192		1,192		1,192		
	(245,074-308,273)	(102.2-128.4)	(1,302-2,044)			(4.5-94.6)		(15.76-7.04)		(1.1-2.9)		(70-18.7)		(0.54-8.24)		(11.90-20,210)		(172-1.6)		(11.90-20,210)		(172-1.6)		(2,462-6,307)		(0.0-0.0)		(0.0-0.0)		(0.0-0.0)		(0.0-0.0)		(0.0-0.0)		
<b>Indonesia</b>	26,538	32,841	86.6			71.4		2,907		0.6		14.8		0.4		12.8		0.3		0.4		1,345		1,345		1,345		1,345		1,345		1,345		1,345		
	(26,538-32,841)	(86.6-71.4)	(4,963-9,767)			(11.1-17.9)		(5-261)		(0.0-0.0)		(298-689)		(0.6-14.0)		(2,907-6,760)		(0.4-12.8)		(0.4-12.8)		(0.4-12.8)		(0.4-12.8)		(0.4-12.8)		(0.4-12.8)		(0.4-12.8)		(0.4-12.8)		(0.4-12.8)		
<b>Iran</b>	4,008	6,250	145			44.7		2		0.0		20		1.2		20		1.2		1.2		111		111		111		111		111		111		111		
	(4,008-6,250)	(145-44.7)	(71-101)			(0.0-2)		(20-132)		(0.0-2)		(20-132)		(1.7-4.9)		(106-407)		(0.9-3.6)		(0.9-3.6)		(0.9-3.6)		(0.9-3.6)		(0.9-3.6)		(0.9-3.6)		(0.9-3.6)		(0.9-3.6)		(0.9-3.6)		
<b>Iraq</b>	137	24.9	3			2.6		0		0.1		0		0.9		2		0.1		0.1		0		0		0		0.0		0		0.0				
	(121-155)	(21.1-28.9)	(4-38)			(4.7-1.7)		(0-10)		(0.0-10)		(18-36)		(14.4-48)		(0-2)		(0.6-1.6)		(0-2)		(1.2-2)		(0-0)		(0-0)		(0.0-0.0)		(0-0)		(0.0-0.0)		(0.0-0.0)		
<b>Israel</b>	217	237	194			451		1		0.0		0		0.0		0		0.0		0.0		0		0		0		0.0		0		0.0				
	(217-237)	(107-193)	(80-188)			(41.5-58.0)		(0-0)		(0.0-0.0)		(20-38)		(17-30)		(0-14)		(0.4-12)		(0-2)		(0.4-12)		(0-2)		(0-2)		(0.0-0.0)		(0-1)		(0.0-0.0)		(0.0-0.0)		
<b>Italy</b>	1,149	1,230	177			20.9		22		0.6		94		0.5		20		0.2		0.2		30		30		30		30		30		30		30		
	(1,149-1,230)	(177-20.9)	(152-146)			(9.3-74)		(2-6)		(0.0-1)		(6-58)		(0.9-1.6)		(1-43)		(0.4-0.8)		(1-23)		(0-1.4)		(1-31)		(0.2-0.3)		(1-1)		(0.0-0.0)		(0-0)		(0.0-0.0)		
<b>Jamaica</b>	101	33	3			0.5		1		0.0		1		0.2		1		0.1		0.1		1		1		1		0.0		0		0.0				
	(101-33)	(85.4-93.3)	(13-31)			(2.3-5.6)		(1-1)		(0.2-0.3)		(6-16)		(1.1-2.5)		(7-16)		(1.2-2.9)		(1-7)		(0.3-1.3)		(1-3)		(0.1-0.2)		(1-2)		(0.2-0.4)		(0-1)		(0.0-0.0)		
<b>Japan</b>	1,270	201	1,611			1,338		1,611		0.0		80		0		12		0.1		0.1		26		0.1		53		0		0.0		0.0				
	(1,270-201)	(12.0-20.1)	(1,611-1,611)			(12.0-20.1)		(12.0-20.1)		(0.0-0.0)		(12.0-20.1)		(0.0-0.0)		(0.0-1.0)		(0.0-0.0)		(4.0-20)		(0.0-0.0)		(4.0-20)		(0.0-0.0)		(4.0-20)		(0.0-0.0)		(1.7-37)		(0.0-0.0)		
<b>Jordan</b>	556	39	65			4.6		0		0.0		10		5.2		26		1.9		1.9		2		2		1		0.1		0		0.0				
	(477-633)	(10.0-48.8)	(44-94)			(1.0-48.8)		(0-1)		(0.0-0.0)		(10-54)		(0.7-13.0)		(17-59.0)		(0.8-15.6)		(17-59.0)		(0.8-15.6)		(17-59.0)		(0.8-15.6)		(17-59.0)		(0.8-15.6)		(0.8-15.6)		(0.8-15.6)		
<b>Kazakhstan</b>	1,033	1,024	68.3			79.4		128		0.5		14.0		0.0		11		0.1		0.1		114		114		114		114		114		114		114		
	(1,033-1,024)	(68.3-79.4)	(128-309)			(15.1-14.0)		(2-13)		(0.1-0.1)		(284-534)		(117.2-10.0)		(140-267)		(0.9-11.2)		(1-6)		(0.1-0.1)		(14-192)		(1.0-7.8)		(47-80)		(2.0-1.4)		(2-1)		(0.1-0.1)		
<b>Kenya</b>	8,593	10,919	914			133.5		279		2.8		1,869		6,099		394		2.6		2.6		382		382		382		382		382		382		382		
	(8,593-10,919)	(914-133.5)	(279-598)			(29.8-58.8)		(1,869-6,099)		(99-238)		(394-62.0)		(99-238)		(133-258)		(133-258)		(133-258)		(133-258)		(100-287)		(1.1-2.9)		(231-482)		(2.1-46)		(287-698)		(287-698)		
<b>Kiribati</b>	120	13	2			0.1		1		0.0		1		0.1		1		0.1		0.1		1		1		1		0.0		0		0.0				
	(120-13)	(0.0-14.2)	(1-3)			(8.8-12.9)		(0-1)		(0.0-0.1)		(2-4)		(7.1-12)		(0-1)		(1.8-4.5)		(0-1)		(0.4-1.0)		(0-1)		(0.4-1.0)		(0-1)		(1.9-4.5)		(0-1)		(1.7-1.4)		
<b>Kuwait</b>	120	14	2			0.1		1		0.0		1		0.1		1		0.1		0.1		1		1		1		0.0		0		0.0				
	(120-14)	(0.1-28.5)	(18-40)			(0.0-10.1)		(0-1)		(0.0-0.1)		(1-3)		(0.8-6.4)		(2-5)		(0.4-1.1)		(1-7)		(0.6-0.5)		(2-5)		(1-5)		(0.0-0.0)		(0-0)		(0.0-0.0)		(0.0-0.0)		
<b>Kyrgyzstan</b>	166	550	145			70.3		3		0.0		1		0.1		1		0.1		0.1		1		1		1		0.0		0		0.0				
	(166-550)	(145-70.3)	(41-30)			(4.3-3.8)		(0-1)		(0.0-0.0)		(4.3-3.8)		(1.0-3.0)		(1.0-3.0)		(1.0-3.0)		(1.0-3.0)		(1.0-3.0)		(1.0-3.0)		(1.0-3.0)		(1.0-3.0)		(1.0-3.0)		(1.0-3.0)		(1.0-3.0)		
<b>Laos</b>	5,541	99.2	288			17.1		110		0.4		130		8.5		44		2.7		2.7		107		107		107		107		107		107		107		
	(1,106-1,990)	(17.2-30.3)	(11-22)			(11.0-24.4)		(31-24)		(0.2-0.5)		(169-433)		(87-432)		(45.9-25.5)		(48-77)		(12-53)		(12-53)		(12-53)		(12-53)		(12-53)		(12-53)		(12-53)		(12-53)		
<b>Latvia</b>	180	34	1			31.1		0		0.1		0		0.2		0		0.2		0.2		0		0		0		0.0		0		0.0				
	(180-34)	(31.6-34.7)	(0-14)			(6.7-4.7)		(0-0)		(0.0-0.2)		(0-10)		(27-5.6)		(0-18)		(1.4-2.9)		(0-1)		(0.1-0.5)		(0-3)		(0.4-0.9)		(0-0)		(0.0-0.0)		(0-0)		(0.0-0.0)		
<b>Lebanon</b>	326	460	22			58		2		0.0		1		0.2		1		0.2		0.2		1		1		1	</									



Table 4. Number of Deaths and Age-standardized Rates (per 100,000) with 95% Uncertainty Intervals for the 10 Global Causes of Death in 188 Countries, April 0 to 15, 2021

Table with columns: Location, Counts, Rates, and 10 categories of causes of death: Respiratory Infections, Maternal, Neonatal Encephalopathy, Perinatal Brain Complications, Dermal Diseases, Congenital Anomalies, Nonfatal Septic, Other Neonatal, Protein-Energy Malnutrition, and Road Injuries. Each cell contains counts and rates with 95% uncertainty intervals.



Poland	(13,447-3,884)	427	118	1.5	558	7.1	0	0.0	125	1.6	9	0.1	801	10.5	113	1.5	93	1.2	1	0.0	394	4.2	
	(10,172) (10,172)	(81-1,645)	(81-1,729)	(0-0)	(10-23)	(10-118)	(0-0)	(0-0)	(0-15)	(0-14)	(0-1)	(0-1)	(550-1,242)	(59-233)	(10-12)	(0-1)	(0-2)	(0-1)	(0-1)	(0-0)	(80-433)	(0-15)	
Portugal	(592-700)	(30.2-36.3)	(20-23)	1.0	2.8	2.8	0	0.0	18	1.1	5	0.3	(16-145)	(6.5-4.1)	(9-26)	(0-1.5)	(10-39)	(0.6-2.3)	(1-2)	0.0	0.1	0.6	
	(592-700)	(30.2-36.3)	(20-23)	(0-0)	(0-0.0)	(0-0.0)	(0-0)	(0-0.0)	(12-34)	(0.7-1.4)	(4-7)	(0-0.4)	(98-145)	(5.5-4.1)	(9-26)	(0-1.5)	(10-39)	(0.6-2.3)	(1-2)	(0-0.1)	(80-109)	(0-6.4)	
Romania	(860-334)	(55.3-83.4)	(5-8)	(1.1-2.1)	(54-82)	(127-13.4)	(9-0)	(0.0)	5	(1.2-2.8)	(1-2)	(0.2-0.5)	(76-108)	(18.4-26.6)	(0-1)	(0.0-0.3)	(4-12)	(1.0-2.7)	(0-0)	(0.0-0.1)	(26-37)	(2.2-30.2)	
	(860-334)	(55.3-83.4)	(5-8)	(1.1-2.1)	(54-82)	(127-13.4)	(9-0)	(0.0)	(0-1)	(1.2-2.8)	(1-2)	(0.2-0.5)	(76-108)	(18.4-26.6)	(0-1)	(0.0-0.3)	(4-12)	(1.0-2.7)	(0-0)	(0.0-0.1)	(26-37)	(2.2-30.2)	
Russia	(2,254-5,005)	(62.5-120.8)	(467-1,113)	(10-112)	(121-460)	(0-0)	(0-0)	(0.0)	47	(147-155)	(21-68)	(0.5-1.6)	(186-1,052)	(10.1-25.3)	(4-25)	(0.0-1.0)	(129-447)	(1.1-10.9)	(1-1)	(0.0-0.1)	(150-280)	(0.3-4.3)	
	(2,254-5,005)	(62.5-120.8)	(467-1,113)	(10-112)	(121-460)	(0-0)	(0-0)	(0.0)	(47)	(147-155)	(21-68)	(0.5-1.6)	(186-1,052)	(10.1-25.3)	(4-25)	(0.0-1.0)	(129-447)	(1.1-10.9)	(1-1)	(0.0-0.1)	(150-280)	(0.3-4.3)	
Russia	(24,697-24,697)	(89.4-1,904)	8.2	1,857	3.9	5.9	0	0.0	993	3.2	208	0.7	(5,078)	(14.6-15.8)	(270)	(0.6-0.8)	(2,238)	(7.5)	(6.7)	0.2	(862)	(7.2)	
	(24,697-24,697)	(89.4-1,904)	8.2	1,857	3.9	5.9	0	0.0	(993)	(3.2)	(208)	(0.7)	(5,078)	(14.6-15.8)	(270)	(0.6-0.8)	(2,238)	(7.5)	(6.7)	(0.2)	(862)	(7.2)	
Russia	(30,471-30,471)	(63.2-140.8)	(1,415-1,408)	(14-18)	(0-0)	(0-0)	(0-0)	(0.0)	(2,127-8,061)	(0.4-0.2)	(137-9,600)	(0.1-0.4)	(1,415-1,408)	(14-18)	(0-0)	(0.0-0.3)	(1,234-1,408)	(4.1-51.1)	(0.1-18.3)	(0-0)	(54-279)	(0.4-2.9)	
	(30,471-30,471)	(63.2-140.8)	(1,415-1,408)	(14-18)	(0-0)	(0-0)	(0-0)	(0.0)	(2,127-8,061)	(0.4-0.2)	(137-9,600)	(0.1-0.4)	(1,415-1,408)	(14-18)	(0-0)	(0.0-0.3)	(1,234-1,408)	(4.1-51.1)	(0.1-18.3)	(0-0)	(54-279)	(0.4-2.9)	
Rwanda	(25,053-37,572)	(151.1-120.0)	(2,309-4,630)	(184-87.7)	(1,338-2,577)	(18.0-48.0)	(1,402-6,185)	(20.7-48.0)	2,013	1,979	27.4	2,026	(18.4-24.2)	(10.1-38.4)	(131-47.2)	(876-2,100)	(1.4-5.2)	(138-1,403)	(14.4-65.2)	(158-1,750)	(0.15-34.9)	(386-1,212)	(0.2-16.5)
	(25,053-37,572)	(151.1-120.0)	(2,309-4,630)	(184-87.7)	(1,338-2,577)	(18.0-48.0)	(1,402-6,185)	(20.7-48.0)	2,013	1,979	27.4	2,026	(18.4-24.2)	(10.1-38.4)	(131-47.2)	(876-2,100)	(1.4-5.2)	(138-1,403)	(14.4-65.2)	(158-1,750)	(0.15-34.9)	(386-1,212)	(0.2-16.5)
Saint Lucia	(39-131)	(86.0-24.0)	(2-10)	(4.5-18.8)	(5-26)	(26-46.5)	(0-0)	(0.0)	(12-11)	(2-11)	(2-10)	(0.3-0.3)	(5-20)	(90-7.4)	(2-8)	(2-0)	(16-17.7)	(1-6)	(1-2)	(1-1)	(2-3)	(2-2.7)	
	(39-131)	(86.0-24.0)	(2-10)	(4.5-18.8)	(5-26)	(26-46.5)	(0-0)	(0.0)	(12-11)	(2-11)	(2-10)	(0.3-0.3)	(5-20)	(90-7.4)	(2-8)	(2-0)	(16-17.7)	(1-6)	(1-2)	(1-1)	(2-3)	(2-2.7)	
Saint Vincent and the Grenadines	(12-104)	(100.0-301.8)	(2-8)	(6.0-21.0)	(4-19)	(11.7-37.7)	(0-0)	(0.0)	(2-9)	(3.2-3.8)	(1-4)	(1.3-1.5)	(4-15)	(10.7-41.1)	(1-4)	(0-1)	(5-10)	(2.4-10.4)	(1-4)	(0-1)	(2-1-10.4)	(2-4)	(4.1-8.4)
	(12-104)	(100.0-301.8)	(2-8)	(6.0-21.0)	(4-19)	(11.7-37.7)	(0-0)	(0.0)	(2-9)	(3.2-3.8)	(1-4)	(1.3-1.5)	(4-15)	(10.7-41.1)	(1-4)	(0-1)	(5-10)	(2.4-10.4)	(1-4)	(0-1)	(2-1-10.4)	(2-4)	(4.1-8.4)
Samoa	(60-139)	(95.7-149.9)	(1-12)	(1.4-11.2)	(2-14)	(0.0-15.4)	(0-0)	(0.0)	(1-8)	(1.4-11.2)	(0-2)	(1.3-1.3)	(19-21.9)	(1-9)	(1.9)	(15-9.9)	(0.2-1.5)	(1-2)	(0-0)	(0-1)	(2-1-5)	(0-1-5)	(0.1-0.5)
	(60-139)	(95.7-149.9)	(1-12)	(1.4-11.2)	(2-14)	(0.0-15.4)	(0-0)	(0.0)	(1-8)	(1.4-11.2)	(0-2)	(1.3-1.3)	(19-21.9)	(1-9)	(1.9)	(15-9.9)	(0.2-1.5)	(1-2)	(0-0)	(0-1)	(2-1-5)	(0-1-5)	(0.1-0.5)
Sao Tome and Principe	(171-318)	276	4	33.1	27	22.7	57	48.0	25	25	16	2.6	11.5	21.1	16	21.6	6	4.8	3	11.3	4	4.9	
	(171-318)	276	4	33.1	27	22.7	57	48.0	25	25	16	2.6	11.5	21.1	16	21.6	6	4.8	3	11.3	4	4.9	
Senegal	(218-11,465)	(181-48.7)	(15-15)	(15-41)	(11.2-34.2)	(24-199)	(24-199)	(21.9-184.0)	(15-19)	(17-20)	(12.1-32.6)	(0-0)	(11-42)	(16-21.8)	(11-42)	(11.7-31.0)	(11-10)	(2.8-8.3)	(1-12)	(4.2-13)	(11-7)	(12.7-47)	
	(218-11,465)	(181-48.7)	(15-15)	(15-41)	(11.2-34.2)	(24-199)	(24-199)	(21.9-184.0)	(15-19)	(17-20)	(12.1-32.6)	(0-0)	(11-42)	(16-21.8)	(11-42)	(11.7-31.0)	(11-10)	(2.8-8.3)	(1-12)	(4.2-13)	(11-7)	(12.7-47)	
Serbia	(1,907-10,551)	(783-1,019)	(105-234)	(15.1-2.4)	(1,420-2,929)	(117-23.1)	(1-9)	(0.0)	294	54.0	(89-122)	(0.1)	(2,052-2,801)	(19.6-26.6)	(466-1,116)	(45-10.8)	(146-130)	(14-3-0)	(9-20)	(0.1-2.0)	(835-1,169)	(84-11.7)	
	(1,907-10,551)	(783-1,019)	(105-234)	(15.1-2.4)	(1,420-2,929)	(117-23.1)	(1-9)	(0.0)	294	54.0	(89-122)	(0.1)	(2,052-2,801)	(19.6-26.6)	(466-1,116)	(45-10.8)	(146-130)	(14-3-0)	(9-20)	(0.1-2.0)	(835-1,169)	(84-11.7)	
Serbia	(13,747-40,742)	(365.1-452.2)	(2,828-5,454)	(17.8-54.2)	(1,725-2,360)	(17.8-54.2)	(2,881-9,316)	(12.1-104.9)	(16.7-53.0)	(16.7-53.0)	(2,309-5,509)	(0.57-7.0)	(1,082-3,658)	(18.1-39.1)	(1,491-4,307)	(15.4-44.0)	(143-1,458)	(14.5-16.1)	(894-2,424)	(10.1-26.1)	(600-1,088)	(0.4-11.7)	
	(13,747-40,742)	(365.1-452.2)	(2,828-5,454)	(17.8-54.2)	(1,725-2,360)	(17.8-54.2)	(2,881-9,316)	(12.1-104.9)	(16.7-53.0)	(16.7-53.0)	(2,309-5,509)	(0.57-7.0)	(1,082-3,658)	(18.1-39.1)	(1,491-4,307)	(15.4-44.0)	(143-1,458)	(14.5-16.1)	(894-2,424)	(10.1-26.1)	(600-1,088)	(0.4-11.7)	
Sri Lanka	(896-441)	(41.3-88.4)	(21-35)	(1.1-1.9)	348	(0-0)	0.0	(0.0)	(0-0)	(37-77)	(0-0)	(0.1-0.2)	(9-118)	(6-8.3)	(0-1)	(0.1-0.5)	(21-43)	(1.2-2.5)	(0-1)	(0.0-0.1)	(74-101)	(0-1)	
	(896-441)	(41.3-88.4)	(21-35)	(1.1-1.9)	348	(0-0)	0.0	(0.0)	(0-0)	(37-77)	(0-0)	(0.1-0.2)	(9-118)	(6-8.3)	(0-1)	(0.1-0.5)	(21-43)	(1.2-2.5)	(0-1)	(0.0-0.1)	(74-101)	(0-1)	
Seychelles	(24-31)	(98.2-106.0)	(4-5)	(12.4-18.4)	(2-1)	(0.7-16.1)	(0-0)	(0.0)	0.4	0.4	4	0.4	13.6	1	4	1.5	4.0	5.0	0	0.0	2	5.8	
	(24-31)	(98.2-106.0)	(4-5)	(12.4-18.4)	(2-1)	(0.7-16.1)	(0-0)	(0.0)	0.4	0.4	4	0.4	13.6	1	4	1.5	4.0	5.0	0	0.0	2	5.8	
Sri Leone	(32,268-32,268)	(764-3,936)	(3,445-7,012)	(69.9-184.3)	(1,368-3,442)	(32.6-85.8)	(4,659-11,554)	(20.1-30.7)	(10.6-27.8)	(26.1-69.2)	(90.1-275.7)	(24.7-86.7)	(701-3,420)	(18.2-48.0)	(204-65.0)	(650-754)	(62-18.8)	(3,315-3,131)	(56.6-84.6)	(428-797)	(18.6-19.9)		
	(32,268-32,268)	(764-3,936)	(3,445-7,012)	(69.9-184.3)	(1,368-3,442)	(32.6-85.8)	(4,659-11,554)	(20.1-30.7)	(10.6-27.8)	(26.1-69.2)	(90.1-275.7)	(24.7-86.7)	(701-3,420)	(18.2-48.0)	(204-65.0)	(650-754)	(62-18.8)	(3,315-3,131)	(56.6-84.6)	(428-797)	(18.6-19.9)		
Sri Leone	(80-80)	0	0	0	0	0	0	0	0	0	0	0	0	0	0	0	0	0	0	0	0	0	
Singapore	(155-211)	(18.2-25.9)	(12-21)	(1.1-2.4)	(12-24)	(1.7-3.4)	(0-0)	(0.0)	(2-6)	(0.1-0.8)	(1-1)	(0.1-0.2)	(2-48)	(3.7-6.5)	(0-0)	(0.0-0.0)	(2-6)	(0.3-0.0)	(0-1)	(0.0-0.0)	(11-16)	(1.0-1.6)	
	(155-211)	(18.2-25.9)	(12-21)	(1.1-2.4)	(12-24)	(1.7-3.4)	(0-0)	(0.0)	(2-6)	(0.1-0.8)	(1-1)	(0.1-0.2)	(2-48)	(3.7-6.5)	(0-0)	(0.0-0.0)	(2-6)	(0.3-0.0)	(0-1)	(0.0-0.0)	(11-16)	(1.0-1.6)	
Slovakia	(390-849)	(14.7-72.2)	(36-62)	(2.1-5.7)	(16.7-16.0)	(0-0)	(0.0)	(0.0)	(11-35)	(1.0-1.3)	(1-4)	(0.1-0.4)	(80-214)	(74-19.8)	(1-3)	(0.1-0.2)	(8-32)	(0.7-3.0)	(0-1)	(0.0-0.1)	(38-61)	(0.1-5.1)	
	(390-849)	(14.7-72.2)	(36-62)	(2.1-5.7)	(16.7-16.0)	(0-0)	(0.0)	(0.0)	(11-35)	(1.0-1.3)	(1-4)	(0.1-0.4)	(80-214)	(74-19.8)	(1-3)	(0.1-0.2)	(8-32)	(0.7-3.0)	(0-1)	(0.0-0.1)	(38-61)	(0.1-5.1)	
Slovenia	(86-189)	(16.1-45.1)	(2-5)	(0.1-1.4)	(0-0)	(0.0)	(0-0)	(0.0)	(11-14)	(0.1-0.1)	(0-0)	(0.1-0.2)	(10-41)	(1.1-1.1)	(0-0)	(0.0-0.1)	(0-1)	(0-0)	(0-1)	(0-0)	(11-0)	(0.0-1.0)	
	(86-189)	(16.1-45.1)	(2-5)	(0.1-1.4)	(0-0)	(0.0)	(0-0)	(0.0)	(11-14)	(0.1-0.1)	(0-0)	(0.1-0.2)	(10-41)	(1.1-1.1)	(0-0)	(0.0-0.1)	(0-1)	(0-0)	(0-1)	(0-0)	(11-0)	(0.0-1.0)	
Solomon Islands	(267-309)	(17.0-17.0)	49	17.0	17.0	14	4.7	8.5	33	33	27	8.5	33	33	10	4.7	10.8	4.0	3.2	12	12	12	
	(267-309)	(17.0-17.0)	49	17.0	17.0	14	4.7	8.5	33	33	27	8.5	33	33	10	4.7	10.8	4.0	3.2	12	12	12	
Somalia	(60,006-74,132)	(100.4-996.4)	(8,101-15,470)	(10.5-198.4)	(4,162-1,048)	(10.5-198.4)	(2,558-10,078)	(14.6-114.1)	(14.1-54.6)	(6,122-16,874)	(14.1-54.6)	(6,122-16,874)	(880-3,815)	(11.1-48.1)	(18.7-3,238)	(10.6-39.9)	(1,084-4,124)	(1,728-5,551)	(321-71.5)	(901-1,024)	(9.2-16.4)		
	(60,006-74,132)	(100.4-996.4)	(8,101-15,470)	(10.5-198.4)	(4,162-1,048)	(10.5-198.4)	(2,558-10,078)	(14.6-114.1)	(14.1-54.6)	(6,122-16,874)	(14.1-54.6)	(6,122-16,874)	(880-3,815)	(11.1-48.1)	(18.7-3,238)	(10.6-39.9)	(1,084-4,124)	(1,728-5,551)	(321-71.5)	(901-1,024)	(9.2-16.4)		
South Africa	(47,774-70,240)	(36.0-347.1)	(4.02-96.45)	(20.2-47.6)	(2,646-6,527)	(13.1-32.4)	(16-66)	(0.1-0.3)	(1,950-4,906)	(4.3-24.4)	(4.34-16,557)	(20.4-52.0)	(1,307-3,481)	(6.5-17.2)	(908-3,044)	(4.5-19.1)	(1,313-7,354)	(16.4-36.5)	(797-2,168)	(18.9-10.7)	(141-1,679)	(0.6-8.3)	
	(47,774-70,240)	(36.0-347.1)	(4.02-96.45)	(20.2-47.6)	(2,646-6,527)	(13.1-32.4)	(16-66)	(0.1-0.3)	(1,950-4,906)	(4.3-24.4)	(4.34-16,557)	(20.4-52.0)	(1,307-3,481)	(6.5-17.2)	(908-3,044)	(4.5-19.1)	(1,313-7,354)	(16.4-36.5)	(797-2,168)	(18.9-10.7)	(141-1,679)	(0.6-8.3)	
South Korea	3,210	3,210	3,210	0.8	0.8	0	0	0.0	0	0	0	0	0	0	0	0	0	0	0	0	0	0	
	3,210	3,210	3,210	0.8	0.8	0	0	0.0	0	0	0	0	0	0	0	0	0	0	0	0	0	0	
South Korea	(1,808-3,418)	(230-34.2)	(60-96.5)	(0.7-1.0)	(274-141)	(2.4-5.4)	(0-0)	(0.0)	(7-12)	(0.1-0.1)	(4-12)	(0.1-0.1)	(30-481)	(0.4-1.5)	(79-198)	(0.0-0.3)	(84-115)	(79-198)	(0.0-0.1)	(0-0)	(330-26)	(0.	

**Table 5. Pediatric Population Numbers and Percent Contribution to Global Pediatric Population, for the Largest 50 Countries by 0 to 19 Population, Both Sexes, 2013**

Location	0 to 19 Population	% Contribution to Global 0 to 19 Population
India	482,566,134	19.55
China	341,657,145	13.84
Nigeria	94,573,289	3.83
Indonesia	93,263,616	3.78
United States	83,742,764	3.39
Pakistan	81,738,818	3.31
Brazil	65,291,354	2.65
Bangladesh	63,058,698	2.55
Ethiopia	51,123,289	2.07
Mexico	46,565,698	1.89
Philippines	43,817,373	1.78
Democratic Republic of the Congo	38,205,934	1.55
Egypt	33,088,977	1.34
Vietnam	28,536,689	1.16
Russia	28,299,711	1.15
Tanzania	27,191,802	1.10
Turkey	25,564,777	1.04
Iran	24,537,039	0.99
Kenya	23,410,221	0.95
Uganda	22,407,726	0.91
Japan	22,198,835	0.90
South Africa	20,250,789	0.82
Sudan	19,936,736	0.81
Myanmar	18,068,876	0.73
Afghanistan	17,897,753	0.73
Colombia	17,776,392	0.72
Iraq	17,141,165	0.69
Thailand	16,612,571	0.67
France	15,409,696	0.62
United Kingdom	14,845,056	0.60
Germany	14,651,713	0.59
Mozambique	14,533,490	0.59
Algeria	14,178,167	0.57
Argentina	13,441,355	0.54
Yemen	12,812,187	0.52
Angola	12,731,291	0.52
Nepal	12,719,653	0.52
Ghana	12,667,350	0.51
Morocco	12,250,373	0.50
Madagascar	12,237,912	0.50
Cameroon	12,024,240	0.49
Peru	11,665,942	0.47
Italy	11,519,922	0.47
Venezuela	11,428,795	0.46
Uzbekistan	11,285,568	0.46
Niger	10,708,474	0.43
South Korea	10,704,373	0.43
Cote d'Ivoire	10,634,693	0.43
Malaysia	10,557,683	0.43
Saudi Arabia	10,446,383	0.42

**Table 6. Annual Percent Change in Mortality Rates for the Top 10 Global Causes of Death for Children Under 5, Both Sexes, 1990-2013 (countries ranked from the fastest to slowest decline in all-cause mortality)**

Location	All Cause	Lower Respiratory Infections	Preterm Birth Complications	Neonatal Encephalopathy	Malaria	Diarrheal Diseases	Congenital Anomalies	Neonatal Sepsis	Other Neonatal	Protein-Energy Malnutrition	Meningitis
Oman	-6.62	-9.90	-6.31	-0.22	-3.72	-13.20	-3.79	-1.96	-7.31	-10.29	-8.12
China	-6.60	-9.01	-7.09	-3.74	-10.12	-14.29	-3.18	-1.65	-5.71	-11.61	-9.14
Maldives	-6.52	-11.29	-4.37	-3.98	-	-15.89	-5.95	-3.21	-5.67	-10.19	-10.65
Nepal	-6.48	-6.16	-4.88	-4.89	-10.27	-10.06	-2.86	-1.72	-5.21	-7.56	-8.07
Timor-Leste	-6.44	-6.14	-3.74	-2.79	-15.33	-9.94	-1.58	-0.92	-4.38	-6.02	-6.60
Macedonia	-6.36	-9.06	-6.10	-6.81	-	-14.05	-3.06	2.17	-7.25	-7.66	-7.79
Portugal	-6.26	-7.99	-8.15	-8.23	-	-7.47	-5.67	-4.18	0.06	-7.13	-8.38
El Salvador	-6.24	-5.66	-6.67	-7.54	-21.89	-13.92	-0.14	-3.81	-7.40	-7.39	-8.45
Turkey	-6.20	-12.15	-5.88	-6.74	-22.69	-16.17	-1.95	-5.72	-0.62	-9.53	-12.62
Sri Lanka	-6.18	-3.52	-7.39	-6.48	-14.07	-15.86	-0.66	-2.60	-7.46	-11.17	-7.25
Estonia	-6.12	-7.12	-5.48	-6.31	-	-11.12	-4.95	1.49	-10.43	-11.11	-8.43
Iran	-6.11	-9.67	-4.01	-2.74	-4.22	-11.13	-4.30	9.01	-5.31	-11.97	-9.76
Czech Republic	-6.06	-7.06	-7.70	-6.81	-	-3.25	-6.71	-0.29	-1.44	-2.66	-7.08
Egypt	-5.99	-8.28	-4.28	-6.07	-8.84	-10.66	0.08	-1.06	-4.84	-4.00	-9.46
Saudi Arabia	-5.93	-9.87	-6.29	-8.08	-8.14	-11.06	-4.45	-3.54	-6.82	-10.89	-9.91
Serbia	-5.88	-8.11	-5.87	-7.09	-	-7.78	-5.07	-4.41	-4.95	-5.32	-8.62
Singapore	-5.70	-5.79	-5.72	-7.63	-	-9.01	-6.26	-2.93	-3.98	-9.29	-7.96
Bangladesh	-5.61	-6.60	-6.48	-0.74	-5.12	-16.22	-0.09	-0.58	-6.90	-8.84	-0.86
Peru	-5.57	-7.83	-4.32	-3.23	-13.01	-13.32	-1.02	-0.97	-4.70	-10.13	-5.40
Tunisia	-5.42	-9.32	-5.06	-5.72	-	-12.73	-3.08	-0.82	-4.47	-9.03	-9.16
Luxembourg	-5.34	-5.94	-5.08	-5.91	-	-2.96	-5.93	7.60	-5.85	-3.95	-7.42
Federated States of Micronesia	-5.27	-7.48	-5.18	-4.04	-	-9.32	-1.34	-2.50	-5.89	-8.29	-7.92
Montenegro	-5.18	-6.20	-5.19	-5.50	-	-11.84	-4.08	-0.37	-4.13	-5.31	-6.48
Hungary	-5.15	-7.42	-5.60	-10.19	-	-1.69	-4.33	-1.78	1.55	-1.28	-7.45
Poland	-5.14	-7.15	-5.61	-7.43	-	-8.85	-4.24	-3.21	-4.63	-5.99	-8.14
Benin	-5.06	-6.74	-3.44	-2.91	-2.51	-9.10	-3.24	-1.51	-3.60	-7.40	-6.90
United Arab Emirates	-5.03	-8.01	-6.25	-7.50	-4.18	-10.80	-3.51	-2.36	-5.09	-7.18	-8.04
Ethiopia	-4.95	-4.42	-3.59	-4.26	-6.08	-6.13	-2.83	-2.30	-3.67	-5.49	-5.65
Liberia	-4.94	-5.54	-2.98	-3.00	-2.55	-7.77	-3.53	-1.40	-2.53	-5.66	-6.00
Norway	-4.93	-6.97	-4.43	-6.44	-	0.06	-4.52	-1.78	-3.24	-3.81	-7.84
Andorra	-4.89	-7.09	-5.74	-6.30	-	-5.14	-4.27	-2.66	-3.02	-6.61	-7.35
Bhutan	-4.83	-5.77	-3.98	-2.22	-10.94	-8.84	-0.21	-0.92	-4.86	-5.97	-6.27
Lithuania	-4.83	-5.44	-5.56	-6.06	-	-9.29	-4.73	0.73	-5.57	-11.16	-7.32
Bahrain	-4.82	-6.29	-5.71	-5.02	-	-8.99	-4.23	0.39	-2.84	-6.87	-7.09
Myanmar	-4.78	-5.35	-3.50	-2.61	-9.92	-9.43	-0.74	-1.25	-3.83	-6.07	-6.27
Brazil	-4.72	-7.30	-5.03	-4.03	-13.64	-11.43	-0.71	-1.46	-0.15	-8.50	-7.38
Niger	-4.71	-5.37	-2.89	-2.74	0.95	-7.03	-3.31	-0.97	-2.91	-4.78	-5.39
Bosnia and Herzegovina	-4.70	-7.25	-5.66	-5.81	-	-8.33	-2.37	-2.04	-2.71	-4.19	-7.60
Armenia	-4.68	-6.70	-4.76	-4.57	-	-11.16	-1.00	-2.53	-3.02	-9.06	-6.43
Laos	-4.68	-4.00	-2.68	-1.72	-9.05	-8.62	-0.71	0.08	-3.73	-4.28	-4.46
Thailand	-4.66	-6.29	-6.00	-2.21	-13.17	-9.60	-2.18	-0.40	-5.33	-5.44	-4.82
Nicaragua	-4.63	-4.73	-3.47	-3.99	-18.33	-11.55	-0.03	-1.84	-4.50	-3.57	-6.63
Iceland	-4.62	-8.47	-4.49	-8.06	-	-3.61	-4.57	-0.20	3.84	-0.75	-8.17
Romania	-4.61	-5.47	-4.56	-6.79	-	-7.58	-3.00	-2.65	-4.46	-6.39	-7.11
Israel	-4.60	-6.61	-5.92	-6.63	-	-3.67	-4.17	-2.57	-1.54	-4.37	-6.00
Indonesia	-4.57	-6.37	-3.49	0.66	-6.49	-7.08	-0.91	-2.06	-5.25	-6.35	-6.05
Lebanon	-4.54	-6.55	-3.92	-5.69	-	-9.96	-1.66	0.23	-2.26	-5.55	-6.46
Cyprus	-4.52	-7.86	-5.07	-5.82	-	-2.83	-0.81	-2.17	-2.15	-7.23	-6.85
Guatemala	-4.52	-4.00	-3.66	-1.46	-11.20	-7.35	0.51	-1.19	-4.19	-4.06	-2.79



Sweden	-4.52	-7.00	-5.36	-5.45	-	2.10	-4.66	-1.71	-0.70	-3.66	-6.69
Bolivia	-4.50	-6.02	-2.64	-3.57	-10.50	-9.07	-0.84	-0.45	-2.37	-6.95	-6.59
Cambodia	-4.50	-4.65	-1.99	-1.20	-9.10	-8.79	-0.02	0.97	-5.05	-4.48	-5.24
Libya	-4.50	-8.07	-4.45	-5.76	-	-10.40	-2.67	-1.18	-3.78	-6.62	-7.63
Comoros	-4.48	-5.78	-3.09	-3.12	-5.61	-6.18	-2.92	-1.27	-3.64	-6.85	-5.95
Malawi	-4.45	-2.69	-3.73	-3.23	-8.98	-6.45	-2.10	-1.53	-3.12	-4.00	-5.26
Mozambique	-4.44	-6.80	-3.45	-2.71	-0.94	-8.15	-2.88	-1.29	-3.62	-8.97	-7.28
Eritrea	-4.42	-4.67	-1.71	-1.17	0.61	-6.45	-1.56	0.09	-3.47	-4.77	-4.86
Rwanda	-4.37	-5.12	-2.78	-2.26	-4.00	-6.74	-2.23	-0.81	-3.71	-5.94	-5.23
Vietnam	-4.33	2.71	-5.21	-2.37	-10.04	-11.85	-1.16	-2.13	-6.95	-6.76	-11.77
Madagascar	-4.32	-4.73	-3.29	-3.83	-0.87	-6.27	-2.64	-1.55	-2.61	-5.42	-5.35
Mexico	-4.28	-5.91	-3.63	-5.27	-19.32	-11.41	-0.47	-0.57	-3.21	-6.61	-6.93
Latvia	-4.25	-5.48	-4.50	-3.89	-	-7.92	-4.11	-0.55	-6.11	-6.60	-7.72
Malaysia	-4.24	-4.79	-5.51	-4.88	-8.66	-7.89	-1.64	-1.01	-7.70	-7.41	-5.65
Yemen	-4.23	-6.06	-2.45	-3.45	-1.33	-6.57	-2.04	0.80	-2.32	-3.51	-4.70
Chile	-4.21	-8.26	-5.47	-6.52	-	-9.17	-2.32	-2.83	-0.61	-6.18	-6.58
North Korea	-4.20	-6.29	-3.33	-3.07	-20.97	-9.14	-2.24	-0.88	-3.33	-7.42	-6.96
Morocco	-4.17	-7.38	-0.53	-1.86	-4.09	-14.10	-1.86	-1.88	-6.14	-0.73	-7.31
Denmark	-4.15	-4.49	-2.92	-5.12	-	-0.90	-5.29	3.83	-4.27	-1.09	-6.61
Italy	-4.14	-7.53	-4.90	-5.63	-	-3.69	-3.92	-1.48	-0.17	-0.50	-5.61
Senegal	-4.14	-4.48	-2.83	-2.49	-4.03	-7.48	-2.02	-1.37	-3.06	-5.18	-5.10
Syria	-4.09	-10.24	-7.23	-8.24	-6.67	-16.25	-3.90	-4.21	-6.87	-0.79	-7.65
Palestine	-4.07	-7.06	-2.37	0.98	-	-11.06	-3.54	3.82	-1.08	-5.15	-7.28
Slovenia	-4.07	-5.77	-4.27	-6.01	-	-6.47	-3.97	0.22	1.67	-6.60	-6.26
Greece	-4.04	-3.05	-4.20	-4.63	-	-5.18	-3.93	-6.72	0.30	-7.72	-4.76
Spain	-4.04	-6.10	-5.14	-4.63	-	-4.80	-4.17	-1.14	1.04	-4.97	-6.13
Belarus	-4.02	-7.99	-5.00	-5.01	-	-9.81	-3.12	-1.27	-3.20	-6.60	-5.17
South Korea	-4.01	-8.29	-0.90	-1.21	-19.72	-9.74	-6.22	0.78	1.68	-8.91	-9.07
Cuba	-4.00	-4.45	-5.67	-5.79	-	-7.51	-3.48	-2.26	0.47	-4.19	-8.09
Germany	-4.00	-4.71	-4.25	-3.72	-	-0.56	-3.95	-2.25	-1.61	-4.89	-6.14
India	-4.00	-5.84	-3.90	-1.77	-7.78	-6.63	-0.64	-1.18	-4.29	-3.16	-6.83
Sudan	-3.98	-5.20	-2.56	-3.23	-4.43	-6.68	-1.69	0.50	-1.66	-4.24	-4.91
Cape Verde	-3.96	-5.34	-3.59	-2.68	-9.81	-8.39	-1.00	-1.50	-2.82	-6.01	-5.68
Sao Tome and Principe	-3.95	-5.22	-2.81	-2.34	-2.88	-8.17	-1.87	-0.92	-2.33	-5.66	-5.55
Honduras	-3.91	-4.45	-2.97	-3.41	-7.56	-8.50	-0.66	-0.72	-3.36	-4.79	-5.13
Croatia	-3.86	-6.75	-5.06	-4.18	-	-7.24	-2.93	6.15	-4.35	-5.53	-6.13
Belgium	-3.85	-3.81	-5.23	-4.01	-	-0.88	-3.57	-2.06	-0.39	-3.82	-4.34
Kyrgyzstan	-3.82	-6.48	-0.85	-2.03	-	-7.31	-0.39	-0.66	-1.70	-4.78	-7.10
Guinea	-3.79	-4.38	-2.29	-2.22	-2.21	-7.82	-2.45	-0.85	-2.61	-3.92	-4.73
Azerbaijan	-3.78	-5.44	-2.33	-1.55	-18.66	-8.11	-1.10	-0.12	-0.91	-5.96	-3.50
Austria	-3.73	-5.65	-3.63	-5.25	-	1.78	-3.37	-1.91	-0.82	-2.86	-5.61
Haiti	-3.72	-4.40	-2.14	-2.04	-10.01	-7.02	0.18	-0.31	-2.56	-2.88	-5.27
Moldova	-3.72	-4.46	-3.97	-6.66	-	-7.24	-1.94	-3.09	0.29	-9.86	-6.01
Algeria	-3.71	-6.53	-2.85	-3.20	-4.56	-9.21	-1.51	-0.91	-3.15	-6.80	-6.59
Finland	-3.71	-7.35	-4.45	-4.23	-	-3.39	-3.80	2.25	-2.72	-5.31	-5.99
France	-3.69	-4.67	-4.44	-4.02	-	-3.53	-3.44	-2.63	1.55	-3.47	-5.18
The Gambia	-3.68	-5.30	-0.86	-0.57	-3.17	-4.32	-1.91	0.14	-0.88	-5.25	-4.68
Tajikistan	-3.66	-4.86	-1.61	-2.44	-6.50	-6.49	0.76	0.14	-0.42	-0.02	-2.69
Zambia	-3.62	-4.13	-3.12	-2.02	-2.74	-6.26	-1.82	-0.92	-2.12	-3.73	-4.14
Venezuela	-3.61	-3.90	-4.23	-4.30	-7.08	-7.79	-0.79	-1.56	-3.70	-4.54	-5.98
Albania	-3.57	-5.94	-3.22	-4.52	-	-7.97	1.03	-0.07	-0.13	-4.12	-4.57
Mongolia	-3.55	-5.69	-2.03	-1.74	-	-12.72	1.44	-0.09	-1.52	-9.45	-10.30
Netherlands	-3.55	-3.77	-4.53	-4.37	-	0.49	-3.79	-1.44	0.86	-3.68	-5.11

<b>Developed</b>	-3.54	-5.92	-3.76	-5.15	-20.86	-6.31	-3.21	-1.55	-1.38	-5.14	-5.46
<b>Belize</b>	-3.53	-5.41	-4.04	-3.24	-5.75	-7.01	-1.10	-1.33	-1.49	-5.37	-6.14
<b>Angola</b>	-3.48	-3.49	-1.77	-0.34	-1.14	-5.38	-0.59	0.70	-3.89	-3.42	-3.68
<b>Russia</b>	-3.45	-4.48	-5.03	-7.14	-	-7.24	-2.69	-1.44	0.16	-3.42	-4.96
<b>Uganda</b>	-3.45	-3.51	-2.31	-1.76	-1.52	-8.06	-1.16	-0.45	-2.32	-3.60	-4.46
<b>Uruguay</b>	-3.45	-3.01	-4.58	-6.44	-	-6.51	-2.29	-1.86	-2.28	-7.21	-7.21
<b>Australia</b>	-3.43	-4.13	-4.68	-3.26	-	-0.49	-3.44	-2.66	0.89	-4.18	-5.52
<b>Burkina Faso</b>	-3.40	-3.42	-2.40	-3.05	-0.71	-5.61	-1.95	-1.54	-3.75	-3.19	-3.75
<b>Namibia</b>	-3.33	-4.14	-2.31	-1.63	2.24	-6.09	-0.73	-0.25	-2.75	-4.81	-4.91
<b>Dominican Republic</b>	-3.29	-2.44	-2.80	-3.36	-3.49	-10.19	-0.33	-0.23	-2.50	-7.85	-6.46
<b>Afghanistan</b>	-3.27	-2.81	-1.40	-1.88	-1.93	-5.00	-1.48	1.69	-2.83	-1.19	-2.82
<b>New Zealand</b>	-3.24	-5.64	-3.35	-4.29	-	-0.70	-3.11	-0.88	1.56	-4.02	-4.05
<b>Tanzania</b>	-3.24	-3.38	-1.98	-1.51	-4.94	-6.35	-0.06	-0.83	-2.41	-2.94	-2.25
<b>The Bahamas</b>	-3.19	-4.67	-3.66	-3.83	-	-6.01	-1.14	-1.57	-1.38	-4.72	-5.67
<b>Burundi</b>	-3.17	-3.78	-1.52	-1.37	-2.80	-4.62	-1.66	-0.53	-2.59	-3.37	-3.15
<b>Argentina</b>	-3.16	-3.70	-3.81	-4.72	-18.34	-7.03	-1.32	-1.76	-2.58	-7.72	-4.87
<b>Costa Rica</b>	-3.15	-5.13	-4.64	-4.18	-18.02	-6.44	-1.83	-2.64	-1.84	-6.90	-4.37
<b>Turkmenistan</b>	-3.13	-3.56	-1.39	-2.35	-	-4.93	-1.45	0.33	-0.07	-4.31	-4.19
<b>Philippines</b>	-3.11	-5.57	-2.29	1.13	-10.76	-4.77	0.79	2.40	-5.10	-5.09	-2.94
<b>Grenada</b>	-3.10	-4.15	-3.89	-3.01	-	-7.03	-1.02	-0.82	-2.25	-4.78	-6.40
<b>Developing</b>	-3.05	-3.99	-3.45	-1.47	-0.20	-5.12	-1.21	0.05	-3.46	-2.19	-3.41
<b>Solomon Islands</b>	-3.05	-3.80	-1.81	-1.16	-5.56	-5.18	0.29	0.09	-3.94	-4.39	-4.54
<b>Japan</b>	-3.03	-2.86	-4.42	-4.66	-	-1.65	-2.82	-1.60	-1.54	-1.01	-4.33
<b>South Sudan</b>	-3.02	-3.14	-2.05	-0.99	-4.63	-4.33	-2.36	-0.67	-2.88	-3.98	-3.49
<b>Ireland</b>	-3.01	-3.88	-3.23	-3.72	-	0.12	-2.55	1.73	0.66	-4.76	-4.53
<b>Global</b>	-2.99	-3.93	-3.39	-1.46	-0.12	-5.04	-1.30	0.11	-3.34	-2.11	-3.36
<b>Slovakia</b>	-2.99	-5.50	-3.40	-2.16	-	-3.84	-1.93	-1.40	-5.69	-4.94	-3.46
<b>Ecuador</b>	-2.98	-2.37	-1.76	-1.87	-11.48	-8.75	1.64	-0.47	-2.74	-5.17	-3.60
<b>Sierra Leone</b>	-2.98	-3.39	-1.91	-1.88	-2.32	-7.24	-1.67	-0.60	-1.86	-2.82	-4.01
<b>United Kingdom</b>	-2.93	-3.84	-2.34	-4.96	-	2.28	-2.55	-1.78	-1.46	-4.60	-4.37
<b>Colombia</b>	-2.92	-4.21	-3.06	-4.03	-0.66	-7.68	0.18	0.17	-0.63	-3.16	-4.92
<b>Samoa</b>	-2.92	-4.16	-3.84	-2.92	-	-6.59	-0.89	-1.78	-3.91	-5.64	-4.83
<b>Djibouti</b>	-2.91	-4.12	-2.06	-2.01	-0.39	-5.25	-2.50	-1.18	-2.52	-4.35	-4.27
<b>Qatar</b>	-2.90	-3.22	-3.28	-4.00	-	-4.14	-2.42	-8.83	-2.60	-3.41	-0.77
<b>South Africa</b>	-2.90	-2.75	-1.76	-0.93	-4.28	-4.79	-2.37	-0.47	-3.00	-5.94	-5.02
<b>Switzerland</b>	-2.88	-4.71	-2.14	-3.19	-	-1.93	-3.30	-0.26	-0.16	0.29	-5.75
<b>Georgia</b>	-2.85	-7.41	-0.77	-3.64	-	-7.41	-0.46	2.33	5.36	2.42	-3.41
<b>Iraq</b>	-2.80	-4.16	-2.14	-2.62	-	-6.21	-1.59	-1.02	-2.24	-4.31	-4.48
<b>Jordan</b>	-2.77	-4.01	-3.15	-3.32	-	-8.42	-0.82	-0.64	-3.70	-5.50	-5.58
<b>Ukraine</b>	-2.73	-6.31	-2.77	-3.35	-	-7.07	-2.22	0.54	-1.16	-5.89	-3.47
<b>Mali</b>	-2.68	-3.84	-1.80	-1.43	1.06	-5.14	-2.19	-0.30	-2.47	-3.42	-3.94
<b>Paraguay</b>	-2.64	-4.96	-1.96	-2.25	-17.48	-7.74	1.07	-1.00	-0.81	-2.12	-4.41
<b>Botswana</b>	-2.61	-3.39	-2.17	-0.95	0.29	-4.81	-0.17	0.03	-2.21	-4.37	-3.97
<b>Ghana</b>	-2.54	-2.85	-2.21	-1.02	-2.06	-8.27	-0.33	0.38	-1.45	-0.23	-2.22
<b>Saint Lucia</b>	-2.52	-3.29	-3.25	-2.05	-	-6.08	-0.36	-1.07	-0.11	-4.29	-4.61
<b>Bulgaria</b>	-2.49	-4.28	-1.68	-1.03	-	-2.88	-2.29	1.00	-5.16	2.81	-3.20
<b>Kiribati</b>	-2.48	-2.24	-2.34	-2.82	-	-7.56	0.91	1.42	-1.58	-3.06	-4.82
<b>United States</b>	-2.43	-3.76	-2.74	-2.83	-	-1.90	-2.19	-0.98	-1.66	-2.94	-4.20
<b>Kazakhstan</b>	-2.41	-5.63	-0.79	-1.91	-	-9.03	0.46	1.65	0.76	-3.62	-4.01
<b>Somalia</b>	-2.39	-2.73	-1.70	-1.29	-1.36	-2.54	-2.37	-0.99	-1.35	-3.04	-2.50
<b>Saint Vincent and the Grenadines</b>	-2.38	-3.14	-3.17	-2.33	-	-7.06	-0.85	2.47	6.55	-4.46	-5.79
<b>Papua New Guinea</b>	-2.37	-2.34	-0.82	-0.37	-4.42	-5.14	-0.20	0.68	-2.83	-3.14	-4.15
<b>Nigeria</b>	-2.34	-2.71	-1.73	-1.69	-0.55	-6.52	-0.80	0.02	-2.49	-2.84	-3.52

Kenya	-2.27	-2.33	-1.58	-1.31	-5.29	-2.49	-0.57	-0.22	-1.14	-1.86	-2.77
Kuwait	-2.22	-5.28	-1.86	-5.34	-	-8.08	-0.84	-1.11	-6.84	-7.11	-4.29
Mauritius	-2.21	-2.90	-3.64	-3.34	0.44	-7.38	0.76	-1.38	1.78	-3.83	-3.81
Jamaica	-2.20	-3.02	-2.37	-2.18	-	-7.74	0.34	-0.24	-1.34	-6.04	-4.05
Cote d'Ivoire	-2.19	-2.40	-0.98	-1.17	-1.65	-4.42	-0.96	0.13	-1.53	-1.77	-2.40
Barbados	-2.15	-3.04	-2.79	-2.47	-	-5.37	-0.38	-0.52	-0.62	-4.05	-4.66
Togo	-2.14	-3.15	-1.26	-1.34	-0.10	-3.63	-1.35	0.05	-1.75	-3.28	-3.17
Equatorial Guinea	-2.11	-1.81	-1.89	0.24	-1.59	-6.85	0.97	0.56	-2.78	-3.41	-2.72
Uzbekistan	-2.07	-2.34	-1.29	-1.05	.	-9.73	0.45	0.25	-0.81	-8.67	-4.50
Marshall Islands	-2.05	-3.09	-0.77	-0.75	-	-4.00	0.50	-0.24	-3.04	-3.29	-3.45
Canada	-2.01	-3.07	-1.90	-1.76	-	1.44	-2.69	0.06	1.63	-3.03	-3.46
Democratic Republic of the Congo	-1.99	-1.91	-1.11	-1.19	-4.87	-0.53	-0.84	-0.08	-2.55	-0.62	-1.24
Mauritania	-1.97	-1.70	-0.99	-0.33	0.96	-5.65	0.17	1.09	-2.59	-1.58	-2.72
Pakistan	-1.96	-1.88	-1.83	0.10	-9.88	-3.85	-0.17	1.85	-3.31	-2.23	-2.07
Congo	-1.89	-1.63	-1.49	-0.89	-5.09	-1.95	0.22	-0.11	-1.86	-1.51	-1.56
Guinea-Bissau	-1.84	-3.04	-1.09	-1.04	0.04	-4.37	-1.09	0.23	-1.77	-2.19	-2.72
Seychelles	-1.80	-1.71	-2.85	-2.03	-	-1.96	-1.13	-0.78	-1.76	0.33	-1.81
Panama	-1.79	-1.33	-2.94	-2.14	-6.13	-3.32	-0.05	-0.71	-2.11	-2.03	-3.63
Taiwan	-1.73	-2.28	-3.84	-2.76	-	-3.26	-0.97	2.18	-0.65	-3.92	-3.06
Chad	-1.72	-1.11	-1.16	-0.55	0.37	-2.35	-0.63	0.30	-1.14	-0.97	-1.43
Guyana	-1.64	-2.53	-2.14	-0.48	-9.88	-5.49	1.68	0.56	0.39	-3.84	-2.80
Gabon	-1.63	-1.39	-1.39	-0.85	-4.02	-3.88	0.42	-0.05	-1.55	-1.32	-1.75
Dominica	-1.54	-2.10	-2.40	-0.68	-	-5.51	0.16	0.07	-0.58	-3.18	-4.50
Cameroon	-1.44	-1.41	-0.74	-0.81	-1.17	-4.08	-0.01	0.68	-0.85	-0.96	-1.55
Malta	-1.32	-1.44	-2.90	-2.24	-	-1.03	-0.30	1.50	8.53	-4.77	-4.14
Central African Republic	-1.29	-0.96	-0.62	-0.45	-1.68	-2.83	-0.41	0.25	-0.95	-0.20	-1.10
Brunei	-1.21	-1.38	-1.84	-2.08	-	-1.11	-0.69	-0.72	-0.84	-3.38	-2.21
Suriname	-1.18	-1.71	-1.23	-0.70	-5.62	-5.94	0.94	0.46	-0.27	-2.57	-3.45
Antigua and Barbuda	-1.03	-1.24	-1.72	-0.89	-	-3.79	0.53	-0.20	0.29	-2.21	-2.62
Tonga	-0.82	-1.08	-0.59	1.27	-	-1.94	0.82	0.45	-2.27	-0.84	-1.04
Trinidad and Tobago	-0.71	-2.01	-1.34	-1.63	-	-3.79	1.24	0.47	0.96	-1.80	-2.83
Vanuatu	-0.31	-0.11	0.66	1.24	-1.83	-1.23	2.16	1.75	-1.86	0.10	-0.59
Fiji	-0.13	-1.80	-0.61	-0.58	-	1.27	3.60	0.73	-1.81	-0.67	-0.37
Swaziland	-0.11	0.46	0.09	0.82	-2.46	-1.72	1.26	1.65	-0.73	-0.11	-0.41
Lesotho	-0.04	0.60	0.00	0.74	-	-1.62	0.98	1.24	-0.46	0.06	-0.59
Zimbabwe	0.18	-1.15	0.20	2.63	1.76	3.75	0.13	1.27	-5.56	-0.17	0.38

**Table 7. Annual Percent Change in Mortality Rates for the Top 10 Global Causes of Death for Ages 5 to 9, Both Sexes, 1990-2013 (countries ranked from the fastest to slowest decline in all-cause mortality)**

Location	All Cause	Diarrheal Diseases	Lower Respiratory Infections	Road Injuries	Intestinal Infections	Malaria	Drowning	HIV/AIDS	Hemoglobinopathies	Congenital Anomalies	Meningitis
South Korea	-7.81	-13.31	-11.69	-9.03	-1.00	-23.84	-8.30	-4.77	-6.68	-7.60	-13.84
Nepal	-6.54	-10.34	-7.38	-4.43	-0.42	-7.55	-2.98	15.35	-3.85	-1.92	-8.14
Timor-Leste	-6.50	-12.48	-6.30	-3.04	-3.86	-8.82	-2.97	24.36	-3.16	-1.06	-7.03
Maldives	-6.15	-12.46	-8.43	-6.07	-7.36	-	-5.60	9.57	-5.68	-4.56	-8.54
Bangladesh	-5.95	-15.61	-6.22	-3.12	-2.70	-12.30	-4.84	.	-5.18	-0.50	0.86
Egypt	-5.70	-10.99	-10.74	1.56	-1.05	-5.68	-4.73	15.54	-6.15	-2.01	-10.59
Estonia	-5.40	-8.07	-5.01	-8.33	-2.96	-	-6.07	32.85	-5.33	-4.71	-7.63
Macedonia	-5.33	-12.59	-7.72	-6.50	-1.79	-	-4.84	4.72	-5.27	-2.94	-7.67
Oman	-5.31	-9.38	-6.77	-6.76	-0.47	-6.36	-4.55	10.45	-5.46	-2.23	-5.66
Iran	-5.28	-8.84	-5.49	-4.92	-0.03	-4.06	-4.76	14.65	-4.62	-2.84	-6.71
Guatemala	-5.18	-7.86	-5.49	-0.49	2.00	-14.34	-1.79	16.73	-2.93	-0.89	-3.17
China	-5.03	-14.80	-7.03	-2.33	-13.66	-9.43	-5.15	26.94	-4.25	-2.53	-7.75
Portugal	-5.02	-2.46	-5.70	-7.74	-2.71	-	-6.40	-4.13	-4.54	-3.42	-7.06
Bhutan	-4.99	-8.78	-6.20	-4.72	-0.59	-10.33	-3.84	17.95	-3.75	-0.63	-7.06
Turkey	-4.98	-14.20	-8.46	-5.05	-0.19	-20.40	-6.02	35.52	-4.87	-4.87	-2.52
Bolivia	-4.90	-9.05	-5.86	-5.96	1.34	-8.79	-3.97	22.20	-3.67	-1.68	-6.69
Iceland	-4.89	-3.99	-9.39	-7.56	-0.10	-	-7.16	0.63	-4.43	-5.15	-8.10
Peru	-4.83	-11.88	-6.48	-2.22	0.84	-8.54	-3.01	0.42	-4.16	-2.03	-5.11
Cambodia	-4.80	-10.87	-4.79	-1.15	-3.46	-5.28	-0.55	26.87	-1.32	0.48	-5.91
Luxembourg	-4.76	-2.86	-4.28	-4.98	-0.20	-	-6.42	21.05	-6.09	-4.73	-5.37
Liberia	-4.72	-6.07	-4.64	-4.68	-0.18	-5.61	-3.37	25.66	-3.29	-2.60	-4.71
Romania	-4.72	-7.04	-6.32	-5.62	-3.15	-	-4.09	4.41	-4.59	-4.86	-7.50
Latvia	-4.70	-7.70	-3.66	-7.44	-4.03	-	-4.60	3.06	-4.13	-4.82	-8.55
Benin	-4.68	-7.45	-5.02	-4.06	0.04	-6.13	-3.43	18.54	-3.10	-2.11	-4.89
Bahrain	-4.65	-6.21	-5.83	-6.39	-1.10	-	-5.39	12.20	-5.86	-3.81	-6.75
Czech Republic	-4.65	-1.82	-4.73	-6.01	-3.04	-	-5.66	-4.02	-5.41	-4.21	-5.82
Serbia	-4.64	-5.98	-6.42	-6.28	-3.14	-	-4.98	2.71	-5.19	-3.39	-6.74
Myanmar	-4.54	-9.28	-4.39	-2.51	-4.35	-6.28	-2.40	.	-2.38	-0.32	-5.55
Laos	-4.49	-10.07	-3.54	-0.48	-3.49	-3.90	-0.60	12.41	-0.99	0.19	-4.73
Bosnia and Herzegovina	-4.47	-7.81	-7.23	2.27	-3.27	-	11.65	17.33	-3.71	-2.09	-7.36
Saudi Arabia	-4.47	-7.40	-6.30	-5.15	-0.33	-7.68	-4.87	12.20	-4.93	-2.95	-7.87
Ethiopia	-4.45	-6.16	-4.31	-2.21	0.02	-6.32	-3.61	13.49	-2.97	-2.14	-4.56
Indonesia	-4.43	-7.84	-4.33	-4.51	-4.37	-7.08	-2.67	.	-2.19	-0.47	-5.00
United Arab Emirates	-4.35	-8.80	-6.74	-5.71	-1.22	-3.17	-5.34	12.20	-4.98	-2.81	-7.58
Denmark	-4.34	-1.06	-4.57	-7.29	0.23	-	-3.46	-12.79	-3.96	-4.31	-7.80
Germany	-4.34	1.50	-4.48	-8.36	-1.89	-	-5.87	-12.14	-3.54	-3.40	-5.75
Lithuania	-4.31	-6.70	-3.41	-6.34	-3.22	-	-4.46	-3.30	-4.82	-3.89	-6.86
Tunisia	-4.30	-9.89	-6.12	-4.95	-0.32	-	-4.14	9.36	-4.52	-2.34	-7.19
El Salvador	-4.28	-11.88	-4.71	-4.45	0.24	-19.85	-1.50	-7.26	-4.78	-0.09	-6.65
Madagascar	-4.28	-5.76	-4.56	-4.77	-0.54	-6.10	-3.21	25.57	-3.30	-2.49	-4.47
Comoros	-4.17	-5.31	-5.11	-5.48	-0.48	-5.17	-3.08	29.51	-3.65	-2.67	-4.29
Senegal	-4.15	-6.18	-4.01	-2.41	0.83	-8.27	-2.10	17.63	-1.79	-1.13	-4.51
Honduras	-4.14	-9.13	-4.85	-3.71	0.84	-9.11	-3.19	4.78	-3.34	-1.36	-5.19
India	-4.14	-4.97	-5.52	-3.96	-1.53	-2.64	-2.98	4.50	-3.17	-1.25	-8.19
Sudan	-4.14	-6.04	-4.38	-2.92	0.86	-5.09	-2.84	12.83	-3.09	-2.13	-5.10
Rwanda	-4.13	-6.71	-4.82	-4.00	-0.07	-8.98	-2.87	3.70	-3.36	-2.45	-4.51
Yemen	-4.13	-6.93	-4.49	-2.79	0.67	-3.59	-2.65	12.85	-2.97	-2.14	-4.73
Eritrea	-4.12	-6.52	-4.01	-3.27	1.24	-7.99	-1.19	10.85	-1.60	-1.07	-3.61
Kyrgyzstan	-4.12	-5.86	-5.37	-4.33	-4.34	.	-4.46	28.09	-3.43	-1.48	-6.87
Lebanon	-4.12	-7.48	-3.97	-3.47	-0.81	-	-3.11	8.75	-3.07	-1.29	-5.39

Niger	-4.00	-5.77	-3.28	-2.40	0.98	-4.42	-1.66	18.03	-1.40	-1.24	-2.99
France	-3.94	-1.16	-4.09	-6.41	0.04	-	-3.92	-17.16	-4.16	-2.70	-6.15
Sao Tome and Principe	-3.93	-6.51	-4.43	-3.81	-0.24	-6.02	-2.68	24.45	-0.40	-1.73	-5.10
Morocco	-3.92	-9.64	-5.42	-3.77	0.01	-3.62	-3.15	13.93	-3.59	-1.85	-5.68
Malawi	-3.90	-8.02	-5.46	-5.11	-1.20	-7.05	-3.99	8.35	-4.37	-3.49	-6.24
Slovenia	-3.89	-5.98	-4.52	-5.75	-3.89	-	-4.40	-7.66	-3.93	-2.93	-5.72
Developed	-3.88	-4.32	-4.69	-5.36	-2.37	-25.41	-4.45	-4.50	-3.47	-2.96	-5.71
Singapore	-3.87	-7.46	-4.41	-5.34	-1.55	-	-2.51	8.84	-4.85	-4.20	-6.38
Spain	-3.86	-2.20	-4.22	-6.86	-1.46	-	-4.65	-14.77	-4.14	-3.25	-5.88
Haiti	-3.85	-7.37	-4.30	-2.97	0.79	-7.83	-1.78	5.27	-3.04	-0.26	-6.38
Montenegro	-3.84	-9.00	-4.15	-3.13	-2.15	-	-2.54	3.49	-3.62	-3.20	-6.58
Armenia	-3.83	-8.54	-4.24	-4.34	-5.21	-	-6.91	36.69	-2.89	0.76	-5.21
Nicaragua	-3.81	-10.36	-6.45	-3.99	0.63	-14.66	-3.58	3.58	-3.02	-0.25	-6.13
Hungary	-3.80	0.70	-5.12	-5.78	-2.52	-	-4.47	-10.99	-3.70	-3.39	-6.42
New Zealand	-3.80	-2.37	-7.33	-5.68	-1.48	-	-4.42	-11.44	-4.46	-2.95	-5.13
Cyprus	-3.74	-2.62	-4.88	-5.92	1.22	-	-3.21	6.89	-3.19	1.42	-3.96
Sri Lanka	-3.71	-10.97	-2.52	2.24	-4.83	-15.16	1.46	20.17	-3.06	0.14	-4.65
Croatia	-3.68	-5.54	-5.12	-5.05	-4.01	-	-3.72	8.47	-4.14	-1.85	-5.25
Netherlands	-3.66	1.07	-3.07	-6.81	-3.30	-	-4.44	-7.18	-4.07	-3.51	-5.02
Andorra	-3.60	-2.42	-5.22	-6.33	-0.63	-	-4.21	-8.21	-4.33	-2.88	-5.82
Poland	-3.60	-4.15	-3.35	-5.57	-2.39	-	-4.27	1.56	-2.79	-1.82	-5.48
Chile	-3.56	-6.79	-7.13	-2.61	-5.06	-	-2.80	0.70	-3.43	-1.65	-5.79
Norway	-3.55	1.68	-5.59	-6.48	-1.16	-	-4.52	-8.26	-3.65	-2.86	-6.30
Federated States of Micronesia	-3.54	-5.41	-3.01	-2.28	-9.54	-	-0.32	9.02	-1.46	1.48	-4.31
Switzerland	-3.51	-2.45	-4.92	-6.00	-1.40	-	-3.96	-11.38	-3.16	-2.14	-7.87
The Gambia	-3.49	-8.36	-3.11	-2.21	0.19	-4.51	-2.05	20.24	-1.75	-0.79	-3.85
Vietnam	-3.45	-8.93	-0.78	-0.87	-6.59	-7.10	-2.86	15.12	-1.40	1.27	-4.09
Uganda	-3.41	-7.59	-3.70	-1.85	0.03	-4.41	-1.94	9.07	-2.31	-1.67	-4.26
Austria	-3.39	1.73	-4.66	-6.41	-2.20	-	-4.63	-8.04	-4.15	-2.29	-5.70
Italy	-3.36	-1.38	-5.06	-5.64	-1.64	-	-3.80	-18.51	-3.45	-3.00	-5.38
Malaysia	-3.36	-7.19	-3.73	-2.13	-5.84	-11.00	-2.98	6.20	-2.85	-0.53	-5.29
Algeria	-3.34	-8.09	-4.45	-3.73	-0.06	-6.38	-2.89	9.51	-3.02	-1.50	-5.13
Libya	-3.33	-7.68	-5.17	-3.94	-0.59	-	-3.81	14.76	-4.06	-1.77	-5.82
Australia	-3.30	0.08	-3.90	-5.90	3.14	-	-3.55	-18.28	-3.71	-3.01	-5.03
Belgium	-3.30	2.44	-3.27	-5.60	-0.39	-	-4.00	-7.20	-3.38	-2.47	-3.66
Ireland	-3.28	-0.09	-4.02	-6.02	0.74	-	-3.96	-6.89	-3.84	-2.51	-4.72
North Korea	-3.25	-7.91	-4.71	-3.65	-11.71	-18.79	-2.94	24.98	-2.97	-0.99	-4.94
Israel	-3.24	0.06	-4.40	-4.53	-1.27	-	-4.54	-3.21	-2.57	-2.78	-5.10
Thailand	-3.24	-8.39	-3.88	-1.70	-5.65	-15.10	-1.34	13.68	-3.11	0.13	-3.17
Afghanistan	-3.23	-7.65	-2.64	-2.66	1.26	-1.36	-1.39	7.74	-1.67	-1.16	-3.28
Cuba	-3.22	-5.34	-3.52	-4.86	1.15	-	-4.43	4.23	-2.51	-3.09	-7.69
Sweden	-3.19	2.87	-5.63	-5.69	-0.69	-	-4.12	-8.00	-5.06	-2.99	-5.93
Tanzania	-3.18	-5.53	-3.92	-3.23	-0.20	-5.36	-2.18	10.76	-2.71	-1.69	-3.07
Canada	-3.17	3.69	-4.01	-5.35	-2.80	-	-3.34	-8.05	-3.08	-2.63	-4.44
Angola	-3.16	-5.12	-2.48	-0.41	1.47	-5.42	-0.91	14.39	-0.55	-0.02	-2.76
Belarus	-3.16	-7.81	-4.68	-3.55	-3.02	-	-3.40	23.20	-3.09	-1.81	-4.50
Taiwan	-3.14	-6.51	-3.56	-4.96	-11.75	-	-3.62	25.44	-2.77	-0.80	-4.77
Burundi	-3.13	-4.63	-3.06	-3.40	0.71	-5.29	-1.46	11.04	-1.78	-1.29	-2.10
Guinea	-3.11	-6.81	-2.71	-1.10	0.74	-3.37	-1.19	19.38	-2.18	-0.99	-2.86
Mexico	-3.10	-9.75	-5.30	-3.03	1.09	-18.24	-3.47	-2.93	-2.13	0.29	-5.83
Mozambique	-3.09	-6.06	-4.92	-4.15	-0.94	-5.16	-1.14	31.76	-3.87	-2.75	-5.78
United Kingdom	-3.09	4.20	-4.08	-5.75	0.20	-	-3.91	-11.31	-3.85	-2.80	-4.98
Russia	-3.07	-7.84	-2.07	-3.89	-2.48	-	-2.85	3.47	-2.46	-2.23	-4.64
Cape Verde	-3.04	-7.33	-3.71	-3.61	-0.49	-7.98	-2.69	-4.26	-2.20	-0.88	-4.49

Burkina Faso	-3.01	-6.99	-2.82	0.04	0.74	-2.76	-0.92	3.24	-0.95	-0.77	-3.18
Mongolia	-3.01	-5.03	-6.11	6.94	-3.62	-	-2.30	3.69	-2.48	-0.25	-11.82
Tajikistan	-3.00	-4.67	-3.69	-5.42	-3.37	-6.42	-2.55	15.04	-2.13	0.02	-3.06
Developing	-2.99	-4.93	-3.84	-2.03	-1.59	-2.66	-3.79	12.63	0.50	-1.06	-3.50
Zambia	-2.98	-6.90	-5.10	-1.81	-1.36	-6.30	-3.57	4.55	-4.52	-3.75	-5.34
Palestine	-2.96	-9.26	-4.21	-2.33	0.56	-	-3.24	17.71	-2.37	-1.64	-4.95
Japan	-2.91	-1.09	-1.75	-5.05	-0.18	-	-3.42	-12.33	-3.57	-3.27	-4.22
Global	-2.89	-4.78	-3.71	-2.20	-1.45	-2.51	-3.72	12.69	0.62	-1.14	-3.38
Ukraine	-2.86	-7.28	-2.72	-3.80	-2.38	-	-3.33	10.53	-2.57	-0.44	-4.07
Dominican Republic	-2.85	-8.79	-2.80	-1.48	1.58	-3.20	-2.66	9.56	-2.66	-1.44	-6.27
Albania	-2.83	-6.86	-5.36	-4.13	-2.17	-	-2.68	5.67	-1.93	0.89	-4.85
Moldova	-2.82	-6.00	-3.24	-4.66	-2.61	-	-2.88	13.08	-2.52	-0.42	-5.27
United States	-2.78	1.98	-3.07	-4.13	-3.38	-	-2.76	-11.93	-2.69	-1.94	-4.59
Finland	-2.74	-2.06	-5.68	-5.47	-0.02	-	-2.79	-9.87	-2.12	-2.13	-5.35
Philippines	-2.70	-5.75	-5.52	-0.04	-3.04	-10.01	-0.64	19.72	-1.78	3.29	-2.33
Bulgaria	-2.68	-3.88	-5.59	-4.64	-1.64	-	-3.02	9.26	-0.19	-1.41	-3.86
Ghana	-2.66	-8.30	-2.81	-0.57	-0.29	-3.14	-2.50	15.66	0.06	-1.00	-1.35
Djibouti	-2.62	-4.72	-3.61	-3.46	-0.76	-6.65	-2.06	38.08	-2.36	-2.11	-2.98
Brunei	-2.58	-2.75	-3.37	-3.79	-0.84	-	-2.95	6.19	-3.22	-1.73	-3.61
Kenya	-2.56	-4.57	-3.05	-2.96	-0.63	-7.02	-2.44	18.18	-1.73	-1.63	-3.51
Venezuela	-2.55	-5.22	-4.32	-3.50	1.12	-6.81	-2.91	-2.58	-2.25	-0.40	-4.62
Sierra Leone	-2.53	-6.50	-2.07	-1.82	0.49	-4.27	-1.11	23.18	-0.39	-0.49	-2.74
The Bahamas	-2.53	-6.00	-3.59	-2.00	1.27	-	-2.60	-8.35	-2.73	-0.94	-5.44
Qatar	-2.49	-3.12	-3.01	-0.42	-0.51	-	-3.64	2.37	-3.43	-2.73	-2.02
Azerbaijan	-2.47	-6.63	-3.73	-3.23	-5.43	-17.30	-3.70	13.95	-1.33	-1.92	-1.85
Turkmenistan	-2.42	-3.13	-2.42	-3.65	-4.27	-	-2.30	9.42	-2.24	-1.57	-3.36
Ecuador	-2.41	-8.55	-2.57	-1.11	1.22	-12.80	-1.90	3.91	-2.71	-0.19	-3.25
Cote d'Ivoire	-2.40	-5.12	-2.29	-1.40	0.32	-4.33	-1.18	12.99	-0.79	-0.89	-1.92
Kuwait	-2.38	-7.18	-2.72	-4.02	0.41	-	-3.59	12.20	-2.65	-0.83	-4.31
Samoa	-2.37	-3.57	-1.35	-1.00	-9.15	-	-0.78	14.67	-0.21	1.23	-2.69
Togo	-2.36	-4.14	-2.89	-2.74	-0.47	-4.59	-2.06	19.03	-0.89	-1.53	-2.30
Iraq	-2.34	-4.73	-3.15	-3.20	-0.20	-	-2.62	13.97	-2.48	-1.53	-3.48
Greece	-2.31	-2.84	-2.42	-4.24	1.21	-	-2.07	-15.42	-3.47	-2.26	-2.45
Uruguay	-2.29	-3.42	-1.49	-2.05	-8.40	-	-3.45	1.49	-1.56	-1.82	-6.15
Seychelles	-2.28	-3.25	-2.48	-1.85	-5.26	-	-1.56	19.23	-0.09	-0.91	-3.53
Mali	-2.26	-4.54	-1.59	-0.10	1.07	-2.90	-0.36	16.19	-0.30	-0.42	-1.78
Somalia	-2.23	-1.88	-2.45	-2.47	-0.45	-3.24	-1.52	17.19	-1.89	-2.08	-1.62
Botswana	-2.22	-4.97	-2.96	-1.51	-0.58	-2.63	-1.91	17.52	-2.11	-0.71	-3.17
Grenada	-2.21	-6.83	-3.04	-1.24	1.46	-	-1.98	3.72	-2.42	-0.78	-6.33
Georgia	-2.19	-5.94	-5.10	-2.66	-3.62	-	-2.68	16.25	-0.60	1.44	-2.87
South Sudan	-2.19	-3.30	-2.49	-2.10	-0.36	-6.12	-1.52	18.30	-1.89	-1.94	-1.97
Nigeria	-2.16	-7.17	-2.11	0.31	0.74	-3.39	-0.66	17.26	-0.56	-0.47	-2.79
Brazil	-2.14	-5.22	-2.96	-3.34	1.18	-13.03	-1.91	-10.26	-1.18	0.49	-3.69
Saint Lucia	-2.13	-6.12	-3.16	-1.50	1.18	-	-2.19	4.26	-2.20	-0.51	-4.96
Costa Rica	-2.10	-4.75	-3.57	-2.85	0.91	-17.69	-3.29	-5.06	-1.38	-1.28	-3.93
Pakistan	-2.09	-5.22	-2.28	0.80	0.12	-3.17	-0.88	16.57	-0.50	0.72	-3.06
Saint Vincent and the Grenadines	-2.06	-6.75	-2.91	-1.17	1.23	-	-1.79	7.45	-1.96	-0.94	-6.11
Solomon Islands	-2.06	-3.60	-0.91	0.95	-8.33	-3.00	0.98	15.91	0.62	2.47	-2.01
Belize	-2.01	-5.94	-3.10	-0.81	0.77	-6.78	-1.67	21.95	-1.99	-0.67	-5.01
Mauritania	-2.01	-6.56	-1.25	0.02	1.10	-0.60	0.11	18.46	0.78	0.89	-1.79
Syria	-1.96	-9.78	-8.29	2.92	0.46	-4.59	-3.14	17.95	-3.41	-8.32	-2.15
Kiribati	-1.94	-5.84	-0.53	2.15	-8.26	-	1.22	-1.50	-0.55	1.86	-4.22
Paraguay	-1.92	-6.59	-2.63	-0.34	1.28	-16.80	-1.97	-0.60	-2.15	-0.05	-2.44
Jamaica	-1.88	-5.71	-3.19	-0.76	1.11	-	-1.99	1.72	-2.33	-0.37	-4.63

Democratic Republic of the Congo	-1.85	-0.23	-1.08	-1.33	1.21	-7.18	-0.87	5.43	0.03	0.12	-0.90
Argentina	-1.83	-3.44	-1.22	-1.10	-5.79	-17.12	-2.63	0.72	-1.98	-1.44	-2.40
Jordan	-1.83	-6.13	-2.67	-1.67	-0.09	-	-1.92	14.48	-2.53	-0.40	-3.42
Namibia	-1.83	-5.29	-2.75	-1.53	-0.83	-3.33	-1.63	21.70	-1.80	-0.62	-2.96
Barbados	-1.81	-5.61	-2.56	-1.03	1.59	-	-1.92	-0.62	-1.83	-0.29	-5.02
Slovakia	-1.80	-2.67	-3.91	-2.19	-2.85	-	-1.94	11.58	-1.61	-0.60	-2.25
Papua New Guinea	-1.79	-3.08	-1.67	-0.76	-7.97	-0.91	-0.11	24.99	0.10	1.06	-2.88
Equatorial Guinea	-1.67	-5.62	-0.93	2.45	1.52	-4.34	0.05	15.66	0.11	0.80	-2.66
Colombia	-1.66	-0.23	-2.95	-2.42	1.09	-3.07	-1.50	11.24	-1.05	-0.45	-3.55
Congo	-1.55	-0.77	-1.24	-1.20	0.49	-3.66	-0.94	6.98	0.21	0.37	-1.28
Uzbekistan	-1.50	-6.55	-1.38	-1.94	-4.24	-	-1.39	22.51	-1.12	-0.79	-3.86
Guinea-Bissau	-1.49	-3.55	-0.93	-1.39	0.78	-3.76	-0.49	25.99	-0.06	0.06	-0.74
Cameroon	-1.48	-4.53	-1.03	-1.16	0.65	-3.88	-0.40	25.42	-0.02	0.07	-1.09
Chad	-1.48	-2.23	-0.18	1.95	1.04	-2.36	0.41	11.42	0.54	0.42	-0.29
Kazakhstan	-1.46	-6.76	-3.10	-0.20	-4.62	-	-2.15	19.47	-0.70	0.89	-3.50
Malta	-1.45	-0.26	-1.76	-2.40	0.25	-	-1.83	4.80	-3.22	-0.92	-3.13
Mauritius	-1.45	-5.80	-1.95	0.60	-4.76	-0.91	-0.66	11.36	-0.49	0.29	-2.68
Dominica	-1.40	-5.71	-2.15	-0.39	1.42	-	-1.11	2.39	-1.45	-0.23	-5.14
Panama	-1.39	-2.93	-1.59	-1.77	1.63	-5.93	-2.27	-11.82	-0.88	0.39	-2.96
Suriname	-1.36	-5.46	-2.19	-0.44	1.03	-6.99	-1.06	-0.13	-1.37	0.14	-4.41
Gabon	-1.25	-2.12	-0.30	-0.32	0.97	-3.88	-0.04	14.46	1.54	0.76	-0.70
Central African Republic	-1.24	-2.47	-0.62	0.01	0.50	-3.57	-0.40	5.34	0.06	-0.12	-0.98
Antigua and Barbuda	-1.13	-4.60	-1.87	-0.08	1.71	-	-0.92	6.33	-1.33	-0.13	-3.87
Marshall Islands	-1.09	-2.82	-0.24	0.57	-9.18	-	1.52	16.06	0.53	2.74	-1.10
Tonga	-0.66	-1.30	0.12	0.77	-7.10	-	0.81	17.08	0.41	1.63	-0.39
Guyana	-0.64	-5.02	-1.55	0.89	1.24	-8.18	-0.15	0.16	-0.51	0.91	-3.41
Trinidad and Tobago	-0.46	-4.45	-1.16	0.53	1.87	-	-0.57	-2.22	-0.51	0.92	-3.26
Vanuatu	-0.40	-1.69	1.47	3.38	-7.65	-1.52	2.63	9.02	2.38	3.81	0.47
Fiji	-0.39	0.99	-1.17	3.79	-8.97	-	4.62	9.02	2.01	3.72	0.47
South Africa	0.08	-3.72	-3.83	-0.57	-4.35	-10.85	-6.12	41.42	-4.82	-4.49	-5.32
Zimbabwe	0.16	1.82	-1.12	-4.42	-1.38	-1.12	-5.48	15.91	-1.23	-2.72	-0.88
Swaziland	1.27	-4.12	-0.79	0.24	-1.52	-2.82	-1.12	49.21	-0.73	-0.47	-1.12
Lesotho	1.44	-3.82	-1.02	0.29	-1.74	-	-1.15	36.87	-1.05	-1.07	-1.66



**Table 8. Annual Percent Change in Age-standardized Mortality Rates for the Top 10 Global Causes of Death for Ages 10 to 19, Both Sexes, 1990-2013 (countries ranked from the fastest to slowest decline in all-cause mortality)**

Location	All Cause	Road Injuries	HIV/AIDS	Self-Harm	Drowning	Intestinal Infectious	Interpersonal Violence	Lower Respiratory Infections	Diarrheal Diseases	Malaria	Tuberculosis
Lebanon	-5.94	-2.46	7.62	0	-2.62	-0.46	-5.45	-3.17	-6.36	-	-5.04
South Korea	-5.76	-5.63	5.61	-1.62	-7.01	-1.08	-6.02	-9.72	-12.12	-21.94	-12.88
Maldives	-4.82	-3.78	13.67	-7.35	-4.01	-7.81	-1.91	-5.79	-11.02	-	-6.73
Iran	-4.64	-2.59	17.21	2.96	-3.59	0.14	-2.64	-3.47	-7.43	-2.92	-5.45
Portugal	-4.37	-5.81	1.34	-4.27	-5.07	-2.73	-4.69	-4.09	-0.93	-	-6.51
Singapore	-3.89	-5.19	6.11	-3.54	-2.61	-1.11	-5.06	-4.41	-7.09	-	-7.33
Ethiopia	-3.88	-2.62	13.99	-2.1	-3.36	-1.37	-2.56	-4.82	-6.68	-7.19	-5.14
Timor-Leste	-3.86	-0.55	22.99	-2.3	-1.32	-5.29	-0.74	-4.31	-11.24	-7.24	-7.93
Liberia	-3.83	-2.26	18.7	0.05	-2.27	-0.59	-0.99	-2.81	-4.25	-4.11	-3.22
Nepal	-3.8	-1.49	18.25	-1.5	-1.66	-0.84	0.54	-4.96	-8.66	-5.61	-7.85
Cuba	-3.79	-5.73	11.12	-5.34	-3.36	2.06	-3.38	-3.39	-6.04	-	-5.42
Taiwan	-3.79	-3.66	20.21	-3.82	-4.16	-13.42	-7.14	-4.77	-6.65	-	-7.65
Luxembourg	-3.7	-3.25	8.52	-4.38	-5.41	0.01	-5.07	-4.1	-0.12	-	-4.1
Iceland	-3.68	-5.06	2.31	-3.21	-4.73	0.78	-1.48	-6.92	-2.26	-	-2.82
Estonia	-3.66	-5.71	23.85	-3.36	-4.53	-1.17	-4.54	-3.2	-7.18	-	-3.98
Latvia	-3.58	-5.73	9.58	-2.76	-3.55	-2.13	-3.82	-2.43	-6.66	-	-3.87
Bahrain	-3.53	-3.96	13.36	-1.49	-5.3	-0.98	-2.06	-4.46	-5.07	-	-5.38
Switzerland	-3.5	-5.45	-3.61	-2.32	-3.39	-0.86	-3.22	-4.39	-2.05	-	-2.89
Bangladesh	-3.48	-0.31	30.41	-1.98	-1.44	-2.31	-2.81	-2.42	-12.49	-4.55	-8.31
Germany	-3.32	-5.13	0.88	-1.97	-3.73	-1.14	-4.3	-3	2.89	-	-4.28
Hungary	-3.25	-5.49	-2.64	-2.96	-3.37	-0.38	-2.97	-4.27	1.85	-	-6.93
China	-3.23	-0.19	27.62	-5.45	-3.65	-14.75	-4.69	-5.1	-13.09	-7.72	-9.39
Spain	-3.19	-4.68	-6.59	-2.02	-3.13	-0.76	-1.55	-3.64	-0.91	-	-5.61
Rwanda	-3.17	-4.43	11.38	-2.96	-3.82	-2.08	-4.53	-5.94	-7.63	-10.55	-5.34
Egypt	-3.13	4.06	14.66	7.1	-3.38	-1.19	-0.08	-8.19	-8.79	-4.3	-9.17
Bolivia	-3.06	-3.77	13.98	-3.68	-2.65	2.21	-0.16	-4.22	-8.09	-7.16	-9.38
Sri Lanka	-3.01	3.45	17.58	-2.07	3.26	-6.27	-5.02	-1.24	-9.05	-13.95	-6.17
Myanmar	-2.99	-0.78	14.73	-0.73	-1.31	-5.84	-1.77	-2.76	-8.08	-4.81	-5.63
France	-2.93	-4.04	-0.94	-2.06	-2.69	0.78	-2.86	-3.51	-0.4	-	-4.89
Czech Republic	-2.92	-3.29	7.27	-2.22	-3.19	-2.95	-3.73	-2.99	0.11	-	-5.31
Turkey	-2.92	-3.11	19.67	2.2	-4.04	-0.34	-3.24	-5.73	-11.24	-18.01	-8.54
Australia	-2.91	-4.28	-3.81	-1.83	-3.15	3.17	-3.06	-3.07	1.3	-	-2.3
Cambodia	-2.9	0.45	6.75	-1.51	0.3	-5.48	-0.57	-3.56	-10.49	-4.68	-6.53
Slovenia	-2.9	-4.53	6.4	-2.13	-2.95	-2.22	-3.24	-2.86	-2.53	-	-6.13
Bhutan	-2.89	-2.09	13.8	-1.48	-2.3	-0.57	-2.65	-4.14	-6.98	-8.28	-8
Bosnia and Herzegovina	-2.89	3.15	17.43	-3.48	11.42	-1.18	10.17	-5.53	-4.93	-	-6.61
Peru	-2.84	-0.3	5.29	-2.69	-2.18	1.68	-5.26	-3.72	-10.2	-8.68	-8.51
Laos	-2.79	0.73	10.91	-1.23	0.19	-5.21	-0.32	-2.47	-9.74	-3.17	-5.75
Serbia	-2.78	-3	5.49	-2.95	-3.18	-1.34	-3.4	-4.19	-3.71	-	-4.97
Romania	-2.74	-2.22	8.38	-0.71	-2.78	-2.03	-3.34	-4.14	-5.31	-	-2.69
Sudan	-2.73	-0.85	13.59	-0.99	-1.59	0.75	4.61	-2.87	-4.57	-4.56	-5.39
Denmark	-2.68	-4.04	-0.36	-2.67	-1.38	1.28	-1.65	-2.04	1.19	-	-1.48
Italy	-2.66	-3.56	-0.77	-1.4	-3.2	-1.11	-4.07	-3.7	-0.15	-	-3.82
United Kingdom	-2.66	-4.3	-1.73	-3.04	-3.32	0.24	-3.64	-3.28	4.88	-	-4.55
Oman	-2.61	-2.82	18	-0.36	-1.51	0.17	-1.03	-3.88	-4.87	-5.33	-5.39
Haiti	-2.6	-3.33	8.44	-0.51	-1.59	0.2	-1.92	-3.93	-7.58	-7.77	-7.27
Finland	-2.59	-4.25	0.59	-2.36	-1.97	0.19	-3.61	-5.56	-2.08	-	-3.6
Burundi	-2.57	-3.78	13.73	-1.98	-2.48	-1.15	-2.07	-4.09	-5.57	-6.55	-4.02
Angola	-2.56	-0.64	14.77	-0.16	-1.07	0.37	-0.97	-2.74	-6.05	-5.67	-5.18

Austria	-2.56	-4.65	6.2	-2.07	-2.97	-1.43	-3.1	-3.16	2.21	-	-5.75
Cyprus	-2.56	-3.76	10.02	3.43	-2.08	1.49	0.16	-3.95	-0.32	-	-3.05
Netherlands	-2.56	-4.4	-3.41	-0.68	-2.21	-2.28	-1.4	-1.35	2.11	-	-3.93
Norway	-2.56	-4.4	-1.54	-2.1	-3.48	-0.63	-0.92	-4.04	2.73	-	-1.95
Belgium	-2.55	-4.1	1.19	-0.85	-3.32	0	-2.82	-2.04	3.12	-	-2.76
Macedonia	-2.54	-1.83	10.09	-2.14	-2.59	-0.52	-1.52	-4.7	-9.2	-	-7.29
Eritrea	-2.53	-2.02	13.48	-0.17	-0.94	0.46	0.72	-3.44	-6.26	-7.96	-4.08
Canada	-2.52	-3.74	-3.11	-1.84	-2.8	-2.53	-1.89	-3.35	4.09	-	-2.38
Poland	-2.51	-3.02	2.04	-0.95	-3.31	-1.08	-4.22	-2.27	-3.07	-	-6.42
Developed	-2.47	-3.2	1.28	-0.9	-3.22	-1.41	-2.22	-3.51	-2.49	-22.51	-5.78
Slovakia	-2.46	-3.33	7.54	-2.24	-2.27	-2.94	-2.54	-4.28	-2.94	-	-5.02
Andorra	-2.45	-4.06	3.21	-1.66	-2.85	0.45	-2.67	-3.75	-0.46	-	-4.16
Israel	-2.43	-2.64	0	-2.76	-4.04	-0.77	-1.99	-3.16	1.65	-	-3.86
Lithuania	-2.43	-3.44	12.43	-0.83	-3.11	-1.31	-2.82	-1.37	-5.8	-	-2.69
United Arab Emirates	-2.43	-2.37	13.56	-0.34	-3.3	-0.45	-3.16	-4.1	-5.73	-2.83	-7.11
Madagascar	-2.41	-2.26	11.1	-1.07	-1.73	-0.65	1.95	-3.06	-3.68	-4.97	-3.4
Vietnam	-2.41	-0.4	13.47	-3.3	-3.07	-8.67	-1.72	-0.71	-9.22	-7.41	-6.3
Qatar	-2.4	0.23	9.77	-3.9	-3.83	-1.01	-2.32	-3.88	-3.43	-	-11.29
Japan	-2.39	-5.64	0.23	1.32	-1.37	-0.17	-2.62	-1.85	-0.78	-	-3.04
India	-2.38	-1.32	8.78	0.17	-2.29	-1.27	-0.14	-3.92	-3.95	-1.52	-4.48
Kyrgyzstan	-2.37	-2.88	9.9	-1.42	-3.41	-3.69	-1.63	-3.68	-4.68	-	-0.18
New Zealand	-2.37	-3.68	-3.48	-0.99	-2.99	2.04	-1.8	-5.26	-0.45	-	-4.94
Sweden	-2.36	-4.51	-4.79	-1.24	-2.52	0.28	-2.16	-4.05	3.96	-	-1.76
Senegal	-2.33	-0.72	14.97	0.13	-1.6	0.17	-1.19	-2.52	-5.74	-6.46	-3.83
Niger	-2.3	-1.01	15.93	0.98	-0.96	0.19	-0.59	-2.27	-4.97	-3.64	-2.75
Comoros	-2.27	-2.68	19.92	-0.62	-1.43	-0.19	0.67	-2.96	-3.07	-3.58	-2.45
Ukraine	-2.27	-2.85	11.67	0.06	-2.87	-0.84	-2.48	-2.04	-6.27	-	1.27
Yemen	-2.27	-0.84	9.84	0.74	-1.68	0.44	-0.78	-2.71	-5.44	-2.54	-4.88
Croatia	-2.23	-1.81	12.85	-1.92	-2.43	-2.66	-2.94	-3.57	-3.59	-	-7.13
Indonesia	-2.21	-0.99	.	-0.51	-0.59	-5.46	0.01	-1.93	-6.83	-5.12	-4.94
Malta	-2.19	-2.93	-1.29	-1.15	-2.51	0.22	-3.33	-2.54	-1.84	-	-3.07
Chile	-2.18	-0.33	3.4	-2.5	-1.9	-4.58	-4.29	-5.97	-5.19	-	-5.32
Benin	-2.11	-0.89	16.22	0.26	-2.01	-0.42	-1.02	-2.61	-5.05	-4.71	-3.64
Bulgaria	-2.11	-2.25	12.56	-3.32	-2.11	-0.29	-3.26	-4.95	-3.29	-	-3.96
Uganda	-2.11	-0.83	7.55	-0.98	-1.51	-0.82	-0.58	-3.2	-7.2	-4.52	-3.46
Jordan	-2.07	-2.2	17.66	-2.31	-2.13	-0.27	-0.53	-2.65	-5.43	-	-5.36
Tunisia	-2.06	-1.99	8.93	0.56	-2.38	0.17	-1.01	-3.47	-7.19	-	-7.14
Morocco	-2.05	-1.55	18.78	-0.8	-1.96	0.07	3.01	-3.89	-7.44	-2.13	-6.52
Brunei	-2.04	-3.12	12.05	-1.17	-1.86	-0.56	-3.94	-1.82	-0.94	-	-2.52
Saudi Arabia	-2.04	-1.73	13.24	4.98	-3.11	0.13	1.92	-3.69	-5.35	-7.07	-6.65
Montenegro	-2.03	0.15	5.8	-0.59	-1.39	-0.54	-1.32	-2.81	-7.37	-	-6.32
United States	-2.02	-2.8	-2.21	-1.3	-2.22	-3.29	-3.02	-2.19	3.38	-	-3.24
Algeria	-2	-2.12	15	-0.83	-1.48	0.17	-1.5	-2.79	-6.37	-5.22	-5.59
Equatorial Guinea	-1.98	0.39	17.35	-0.44	-1.76	0.11	-2.03	-2.82	-8.14	-5.8	-5.6
Malaysia	-1.93	-0.85	11.85	-1.01	-2.4	-7.8	-0.2	-2.03	-6.31	-9.99	-5.29
Burkina Faso	-1.91	0.62	8.12	-0.68	-1.33	-0.65	-4.16	-2.86	-6.83	-3.33	-2.84
Honduras	-1.9	-2.11	6.98	-0.59	-2.59	1.02	1.5	-3.99	-8.21	-8.4	-6.59
Federated States of Micronesia	-1.89	-0.63	14.27	-0.78	0.69	-11.82	-0.13	-1.29	-3.85	-	-4.03
Sao Tome and Principe	-1.89	-1.11	18.95	1.29	-1.18	-0.29	-0.28	-2.28	-4.39	-4.52	-3.7
The Gambia	-1.81	-0.48	18.99	0.33	-1.45	-0.49	-0.28	-1.88	-7.3	-3.04	-2.83
Cape Verde	-1.8	-2.25	5.04	-0.97	-2.12	-0.77	2.91	-2.78	-6.43	-7.38	-5.07
Developing	-1.73	-0.72	14.46	-1.38	-2.7	-1.61	-0.73	-2.7	-4.16	-2.5	-3.84
Afghanistan	-1.68	-1.44	6.53	-0.12	-0.83	0.68	-0.53	-1.71	-4.42	-1.39	-4.42

Moldova	-1.68	-2.24	13.78	-0.85	-2.01	-1.12	-2.11	-2.02	-4.94	-	1.46
Nicaragua	-1.68	-1.35	14.46	-0.59	-2.14	1.25	-0.98	-3.38	-8.22	-13.89	-6.42
Global	-1.64	-1.09	14.59	-1.28	-2.59	-1.39	-0.8	-2.54	-3.94	-2.28	-3.62
Tanzania	-1.64	-2.63	12.47	-2.81	-2.52	-1.76	-2.62	-3.84	-5.16	-5.48	-3.37
Russia	-1.62	-1.69	9.08	0.6	-1.58	-1.04	-1.86	-1.33	-7.14	-	-0.78
Azerbaijan	-1.6	-2.11	11.3	0.08	-2.95	-4.44	-3.65	-2.83	-6.04	-16.57	-1.83
Belarus	-1.6	-1.99	17.55	0.79	-2.2	-1.25	-2.32	-2.76	-6.08	-	-1.02
Guinea	-1.6	0.35	18.21	0.92	-0.68	0.22	-0.21	-1.71	-5.93	-2.77	-2.11
Ireland	-1.59	-3.45	-0.19	0.87	-2.95	0.72	-0.76	-2.68	0.72	-	-3.94
Thailand	-1.57	-0.33	0.07	-1.27	-1.02	-7.49	-0.17	-2.7	-8	-14.89	-6.19
Kuwait	-1.56	-1.14	13.28	0.02	-3.03	0.42	-2.3	-2.07	-6.4	-	-4.88
Togo	-1.56	-2.52	18.58	-0.51	-2.66	-1.36	-1.87	-3.06	-4.28	-4.96	-3.77
Ghana	-1.54	0.31	14.31	-2.51	-2.96	-1.49	-2.58	-2.87	-8.53	-2.2	-6.07
Palestine	-1.53	-0.95	16.6	2.11	-2.21	0.28	1.24	-2.79	-7.34	-	-4.51
Mali	-1.5	0.01	14.34	0.62	-0.77	0.01	-0.71	-1.63	-4.45	-2.83	-3.14
Greece	-1.48	-1.9	-1.65	-1.27	-1.76	1.48	-0.85	-1.71	-2.3	-	-3.69
The Bahamas	-1.48	-0.97	-0.33	-1.95	-1.85	1.51	-0.31	-2.64	-5.3	-	-2.58
North Korea	-1.47	-0.98	22.54	-2.11	-1.38	-12.24	-1.05	-2.65	-5.98	-16.82	-3.45
Somalia	-1.47	-1.3	17.76	-0.67	-0.9	-0.71	0.55	-1.71	-0.71	-2.62	-0.26
Mauritania	-1.43	-0.02	16.23	1.31	-0.31	0.4	0.09	-1.34	-6.91	-0.33	-3.6
Kiribati	-1.41	2.41	2.78	-1.28	1.28	-10.7	4.54	-0.34	-5.9	-	-5.41
Mongolia	-1.41	8.77	3.4	-0.76	-1.2	-3.22	6.08	-4.54	-4.52	-	-3.5
Saint Lucia	-1.4	-1	7.39	-2.04	-1.91	1.3	0.73	-2.56	-5.67	-	-2.59
Mozambique	-1.39	-1.46	23.2	1.38	-0.74	-1.11	-1.86	-3.37	-4.56	-4.26	-5.34
Seychelles	-1.39	-0.99	13.37	-1.52	-1.01	-6.75	-1.32	-1.45	-1.78	-	-0.22
Tajikistan	-1.38	-4.01	12.28	-1.21	-1.51	-2.95	-0.14	-1.92	-3.49	-5.45	1.35
Guatemala	-1.37	1.44	13.72	-1.52	-1.14	2.52	1.5	-3.75	-6.84	-11.89	-6.27
Papua New Guinea	-1.32	-1.03	15.91	0.06	-0.06	-10.61	3.12	-1.38	-2.35	-1.27	-5.78
Solomon Islands	-1.29	1.19	16.86	-0.32	1.21	-11.19	0.65	-0.58	-3.46	-3.56	-3.5
Armenia	-1.25	-0.2	40.85	3.61	-4.21	-3.87	-1.66	-1.38	-6.61	-	0.47
Colombia	-1.25	-0.73	9.72	2.1	-1.57	1.95	-2.03	-1.92	-1.16	-2.63	-4.12
El Salvador	-1.25	-1.49	4.54	-3.27	0.79	1.19	0.5	-1.3	-8.07	-16.93	-6.8
Samoa	-1.25	0.16	16.32	0.26	0.16	-11.31	0.09	-0.01	-2.16	-	-2.48
Djibouti	-1.22	-1.92	23.71	-0.69	-1.48	-1.4	0.71	-2.75	-3.73	-5.78	-1.67
Sierra Leone	-1.22	-0.6	19.57	1.07	-0.82	0.38	0.41	-1.09	-5.65	-3.98	-1.47
Libya	-1.21	-0.96	16.12	0.88	-2.14	-0.14	-0.78	-2.73	-5.22	-	-5.04
Georgia	-1.2	-2.22	21.12	0.48	-2.59	-3	-1.62	-4.14	-5.61	-	-1.95
Uruguay	-1.2	-0.75	4.7	0.36	-2.45	-8.69	-0.02	-0.92	-3.03	-	-3.55
Botswana	-1.19	-1.12	8.13	-0.88	-2.14	-1.38	5.72	-2.86	-5.2	-2.74	-3.89
Nigeria	-1.18	-0.01	16.34	0.71	-1.01	-0.37	0.5	-2.05	-7.05	-3.88	-4.41
Congo	-1.17	-2.46	11.47	-1.4	-2.14	-1.08	-2	-2.66	-2.27	-4.69	-3.49
Barbados	-1.16	-0.55	3.61	-1.5	-1.53	1.88	0.29	-2.13	-5.26	-	-1.78
Chad	-1.15	1.64	14.13	0.99	-0.43	-0.15	-0.22	-0.59	-2.73	-2.84	-1.17
Mauritius	-1.15	1.23	13.74	-2.16	-0.97	-6.4	0.54	-2.14	-6.13	-1.78	-5.08
Pakistan	-1.11	2.01	13.71	0.85	-0.4	-0.23	0.08	-1.47	-4.99	-2.5	-4.5
Saint Vincent and the Grenadines	-1.07	-0.26	8.02	-2	-1.1	1.65	0.26	-2.1	-5.99	-	-2.9
Turkmenistan	-1.07	-2.62	8.98	-0.51	-0.82	-3.07	-0.27	-1.26	-1.9	-	-1.49
Antigua and Barbuda	-1.05	-0.27	5.57	-1.34	-1.13	1.59	-0.09	-1.85	-4.53	-	-1.27
Cote d'Ivoire	-1.05	-1.11	15.61	-0.13	-1.91	-1.15	-0.94	-2.44	-5.22	-5.03	-2.46
Democratic Republic of the Congo	-1.05	-0.82	9.46	0.45	-0.59	0.66	-0.56	-0.88	-0.62	-6.44	-2.33
Iraq	-1.04	-1.29	13.63	-0.51	-1.23	0.1	1.14	-1.57	-3.29	-	-2.39
Philippines	-1.04	2.07	11.74	-4.53	-0.18	-3.15	1.32	-2.87	-3.36	-9.41	-3.2
Central African Republic	-0.95	-1.35	10.03	-0.88	-1.72	-0.92	-1.41	-1.92	-4.04	-4.36	-2.31

Grenada	-0.95	-0.04	7.22	-2.11	-0.95	2.02	0.09	-1.9	-5.95	-	-2.24
Kenya	-0.95	-2.75	16.23	-2.23	-3.07	-2.22	-2.82	-3.55	-4.82	-7.85	-4.1
Malawi	-0.95	-3.23	12.71	-2.31	-3.41	-2.61	3.79	-4.8	-7.48	-6.4	-5.22
Albania	-0.91	-1.36	8.1	0.63	-1.76	-1.41	0.84	-3.96	-5.35	-	-5.32
South Sudan	-0.89	-0.6	17.57	-0.25	-0.51	-0.47	1.05	-1.21	-1.93	-4.87	-1.21
Mexico	-0.85	-0.81	1.86	2.21	-2.01	1.84	-0.35	-3.11	-7.97	-15.99	-7.12
Dominican Republic	-0.79	0.85	3.01	-1.68	-1.71	2	0.76	-1.09	-7.74	-3.78	-7.05
Uzbekistan	-0.79	-1.45	8.8	-0.09	-0.92	-3.36	-1	-0.81	-5.89	-	0.4
Dominica	-0.78	0.17	4.16	-1.94	-0.73	1.6	1.06	-1.68	-5.39	-	-2.3
Suriname	-0.7	0.57	8.01	-0.92	-0.72	1.55	-0.37	-1.67	-5	-6.93	-1.43
Costa Rica	-0.69	-0.66	3.67	-0.22	-2.13	1.51	1.43	-2.43	-3.4	-16.25	-4.79
Namibia	-0.68	-1.03	17.73	-0.59	-2.08	-1.44	-0.84	-2.29	-5.21	-3.78	-3.3
Cameroon	-0.67	-1.12	20.49	0.97	-0.96	-0.76	-0.39	-1.38	-4.7	-4.48	-1.65
Vanuatu	-0.66	2.07	14.27	0.12	1.82	-10.81	1.33	0.38	-2.55	-3.19	-2.67
Brazil	-0.63	-1.09	3.22	-1.41	-1.56	2.01	0.85	-2.41	-4.86	-12.27	-4.07
Gabon	-0.62	0.19	13.62	0.97	0.04	0.56	0.63	-0.06	-1.94	-3.71	-1.02
Ecuador	-0.6	0.18	7.51	1.8	-1.15	2.02	1.3	-1.21	-7.65	-11.7	-5.94
Jamaica	-0.6	1.11	2.67	-0.88	-1.39	1.32	1.77	-2.03	-4.98	-	-1.95
Kazakhstan	-0.57	-0.1	11.76	1.47	-1.55	-4.24	-0.36	-2.57	-6.1	-	-0.41
Fiji	-0.54	2.8	14.23	2.09	3.89	-11.7	-1.54	-2	0.66	-	-5.19
Guinea-Bissau	-0.52	-0.98	24.32	0.81	-0.83	-0.27	-0.02	-0.81	-3.34	-4.04	-1.17
Tonga	-0.49	0.62	17.5	0.32	0.72	-9.06	-4.1	-0.16	-1.64	-	-3.44
Argentina	-0.44	0.38	5.18	0.49	-1.81	-6.52	-1.16	0.39	-2.19	-15.79	-4.34
Panama	-0.28	-1.24	5.84	-0.32	-1.44	2.06	2.03	-0.82	-2.35	-5.6	-2.54
Marshall Islands	-0.27	0.93	16.34	-0.01	1.7	-11.84	0.17	0.22	-2.21	-	-1.88
Belize	-0.12	0.93	11.97	-0.19	-0.36	1.12	2.57	-1.55	-4.74	-5.09	-0.68
Paraguay	-0.05	1.91	7.62	0.35	-1.02	1.6	1.96	-1.33	-5.79	-15.52	-2.79
Guyana	-0.03	1.8	10.12	-0.16	0.27	1.81	0.29	-1.15	-4.98	-7.87	-1.19
Trinidad and Tobago	0.11	0.96	4.36	-1.29	-0.63	2.22	3.15	-0.93	-4.42	-	-1.13
Zambia	0.16	1.48	9.57	0.64	-1.83	-1.74	-1.86	-3.06	-4.79	-5.14	-2.75
Venezuela	0.29	-0.63	6.79	0.82	-1.93	1.77	3.03	-2.51	-3.36	-5.39	-3.78
South Africa	0.74	1.92	28.67	2.54	-5.98	-4.85	-0.5	-3.24	-2.88	-9.8	-3.73
Syria	0.85	4.33	20.98	-1.21	-1.81	0.64	-0.85	-6.1	-8.78	-3.99	-11.8
Swaziland	1.88	-0.06	26.14	-0.14	-2.26	-2.41	-3.13	-1.14	-4.94	-3.49	-2.09
Zimbabwe	2.32	-4.7	14.53	-6.84	-6.31	-3.32	-2.99	-1.81	-0.12	-3.3	-0.35
Lesotho	2.38	-0.35	26.75	-0.53	-2.72	-3.28	-1.09	-1.46	-4.97	-	-1.67

**Table 9. Annual Percent Change in Age-standardized Mortality Rates for the Top 10 Global Causes of Death for Ages 0 to 19, Both Sexes, 1990-2013 (countries ranked from the fastest to slowest decline in all-cause mortality)**

Location	All Cause	Lower Respiratory Infections	Preterm Birth Complications	Malaria	Neonatal Encephalopathy	Diarrheal Diseases	Congenital Anomalies	Neonatal Sepsis	Other Neonatal	Protein-Energy Malnutrition	Road Injuries
Maldives	-6.31	-10.12	-4.39	-	-4	-15.74	-5.69	-3.25	-5.69	-9.9	-6.41
China	-6.01	-8.92	-7.18	-9.09	-3.82	-14.31	-3.16	-1.75	-5.79	-11.44	-1.89
Timor-Leste	-5.98	-5.86	-3.16	-14.56	-2.22	-9.92	-1.14	-0.35	-3.81	-5.82	-2
Iran	-5.97	-9.4	-4.19	-4.04	-2.91	-11.14	-4.33	8.83	-5.49	-11.86	-4.69
Oman	-5.97	-9.09	-6.64	-5.03	-0.41	-12.31	-3.97	-2.3	-7.63	-9.85	-5.8
Nepal	-5.86	-5.83	-4.18	-8.54	-4.18	-9.81	-2.23	-1.04	-4.52	-7.02	-2.8
Macedonia	-5.68	-8.71	-6.13	-	-6.85	-14.07	-3.04	2.13	-7.3	-7.32	-3.69
Turkey	-5.63	-11.46	-5.77	-20.71	-6.63	-15.88	-2.03	-5.63	-0.54	-8.41	-3.93
Portugal	-5.58	-7.13	-8.13	-	-8.21	-7.18	-5.44	-4.16	0.08	-6.99	-6.41
Egypt	-5.56	-8.38	-4.22	-6.37	-6	-10.64	-0.08	-1	-4.77	-3.95	2.76
Estonia	-5.49	-6.83	-5.77	-	-6.61	-10.95	-4.94	1.23	-10.73	-10.38	-6.5
Bangladesh	-5.24	-6.36	-6.12	-7.54	-0.36	-15.8	0.18	-0.23	-6.55	-8.63	-1.43
Czech Republic	-5.16	-6.3	-7.9	-	-7	-2.94	-6.53	-0.48	-1.63	-0.72	-4.09
Sri Lanka	-5.14	-3.13	-7.45	-14.22	-6.54	-14.75	-0.42	-2.67	-7.52	-10.54	2.35
Saudi Arabia	-5.13	-8.39	-6.03	-7.64	-7.83	-10.58	-4.13	-3.29	-6.57	-10.05	-3.74
Serbia	-5.1	-7.55	-5.87	-	-7.08	-7.5	-4.86	-4.42	-4.95	-4.54	-4.41
Peru	-5.09	-7.42	-4.06	-11.03	-2.97	-13.11	-0.87	-0.72	-4.44	-9.8	-0.9
South Korea	-5.05	-8.99	-0.99	-21.62	-1.29	-10.38	-6.38	0.69	1.6	-9.38	-6.67
Lebanon	-5.02	-6.48	-4.34	-	-6.09	-9.92	-1.92	-0.19	-2.67	-5.13	-3.06
Tunisia	-4.91	-8.83	-5.13	-	-5.79	-12.59	-3.06	-0.9	-4.54	-8.43	-3.72
El Salvador	-4.9	-5.32	-6.56	-19.42	-7.42	-13.61	-0.04	-3.71	-7.31	-7.03	-2.62
Liberia	-4.84	-5.44	-2.85	-2.99	-2.87	-7.6	-3.41	-1.29	-2.42	-5.52	-4.63
Singapore	-4.77	-5.18	-5.17	-	-7.08	-8.52	-5.65	-2.4	-3.43	-7.14	-5.3
Luxembourg	-4.76	-5.74	-5	-	-5.82	-2.78	-5.72	7.64	-5.77	-3.17	-3.86
Hungary	-4.69	-7.06	-5.64	-	-10.24	-1.54	-4.14	-1.83	1.51	-0.84	-5.68
Poland	-4.68	-6.45	-6.04	-	-7.85	-8.91	-4.42	-3.63	-5.05	-5.5	-3.82
Benin	-4.67	-6.39	-2.98	-2.96	-2.46	-8.75	-2.89	-1.05	-3.16	-7.13	-3.46
Ethiopia	-4.63	-4.17	-3.01	-6.07	-3.68	-6.03	-2.42	-1.73	-3.1	-5.34	-3.05
Bosnia and Herzegovina	-4.59	-7.1	-6.26	-	-6.42	-8.69	-2.72	-2.65	-3.3	-3.65	2.83
Bhutan	-4.57	-5.69	-3.78	-10.09	-2.02	-8.73	-0.09	-0.73	-4.66	-5.84	-3.52
Bahrain	-4.56	-5.83	-5.75	-	-5.06	-8.52	-4.24	0.34	-2.88	-6.41	-4.7
Myanmar	-4.49	-5.24	-3.41	-7.46	-2.52	-9.32	-0.6	-1.17	-3.74	-5.98	-1.27
Romania	-4.49	-5.61	-4.87	-	-7.09	-7.76	-3.32	-2.96	-4.77	-6.11	-3.57
Niger	-4.47	-5.15	-2.38	0.31	-2.24	-6.89	-3	-0.48	-2.42	-4.68	-3
Montenegro	-4.44	-6.01	-5.29	-	-5.6	-11.43	-4.05	-0.46	-4.23	-5.1	-1.49
United Arab Emirates	-4.39	-7.22	-6.25	-3.39	-7.5	-10.41	-3.41	-2.38	-5.1	-6.48	-3.45
Federated States of Micronesia	-4.31	-6.47	-4.99	-	-3.86	-8.23	-0.85	-2.33	-5.73	-7.43	-2.03
Iceland	-4.31	-8.25	-4.44	-	-8.01	-3.36	-4.48	-0.15	3.9	-0.54	-5.5
Cambodia	-4.28	-4.57	-1.85	-7.2	-1.06	-8.99	0.11	1.1	-4.92	-4.45	-0.37
Latvia	-4.28	-5.32	-4.89	-	-4.27	-8.09	-4.35	-0.93	-6.5	-6.59	-6.15
Laos	-4.26	-3.72	-2.07	-7.24	-1.11	-8.57	-0.24	0.69	-3.12	-4.11	-0.18
Bolivia	-4.24	-5.81	-2.3	-9.06	-3.23	-8.96	-0.64	-0.11	-2.04	-6.79	-5.8
Rwanda	-4.24	-5.16	-2.76	-4.61	-2.24	-6.82	-2.28	-0.79	-3.7	-5.96	-4.58
Indonesia	-4.19	-6.17	-3.3	-5.89	0.86	-7.1	-0.69	-1.88	-5.06	-5.79	-3.53
Eritrea	-4.15	-4.54	-1.47	-0.6	-0.92	-6.42	-1.37	0.33	-3.23	-4.66	-3.18
Comoros	-4.12	-5.57	-2.93	-5.13	-2.96	-5.78	-2.76	-1.13	-3.49	-6.54	-4.39
Nicaragua	-4.12	-4.64	-3.22	-16.9	-3.75	-11.36	0.14	-1.6	-4.27	-3.45	-2.81
Lithuania	-4.11	-4.9	-5.76	-	-6.25	-9.22	-4.72	0.54	-5.77	-10.75	-4.22
Armenia	-4.1	-6.39	-4.74	-	-4.55	-11	-0.83	-2.51	-2.99	-7.08	-1.92

Morocco	-4.06	-7.26	-0.75	-2.96	-2.08	-13.86	-2.02	-2.11	-6.36	-1.01	-2.98
Norway	-4.04	-6.51	-4.3	-	-6.31	0.33	-4.16	-1.65	-3.11	-2.45	-4.94
Malawi	-4.02	-2.74	-3.34	-8.7	-2.84	-6.51	-1.93	-1.14	-2.74	-4.05	-4.07
Guatemala	-4.01	-4.01	-3.46	-11.67	-1.26	-7.31	0.6	-0.98	-3.99	-4.27	1.05
Madagascar	-4	-4.48	-2.91	-3.23	-3.44	-6.06	-2.32	-1.17	-2.23	-5.29	-3.8
Israel	-3.99	-5.93	-5.84	-	-6.54	-3.11	-3.98	-2.49	-1.45	-3.8	-3.37
Mozambique	-3.95	-6.52	-3.05	-1.77	-2.31	-7.8	-2.62	-0.9	-3.23	-8.71	-3.49
Brazil	-3.94	-6.86	-5	-13.14	-4	-11.3	-0.65	-1.44	-0.13	-8.24	-2.38
Libya	-3.92	-7.38	-4.45	-	-5.77	-10.19	-2.57	-1.19	-3.79	-5.94	-2.57
Senegal	-3.92	-4.3	-2.57	-4.59	-2.22	-7.33	-1.81	-1.12	-2.8	-4.98	-2.23
Cyprus	-3.91	-7.48	-4.91	-	-5.64	-2.18	-0.47	-1.99	-1.97	-6.54	-4.65
Germany	-3.89	-4.33	-4.35	-	-3.81	-0.08	-3.89	-2.34	-1.71	-4.14	-5.64
Spain	-3.89	-5.59	-5.34	-	-4.82	-4.53	-4.15	-1.34	0.84	-4.47	-5.19
Andorra	-3.88	-6.23	-5.14	-	-5.72	-4.43	-3.63	-2.07	-2.46	-5.25	-4.71
Slovenia	-3.87	-5.59	-4.59	-	-6.33	-6.38	-4.05	-0.08	1.36	-5.67	-4.92
Vietnam	-3.86	2.59	-4.95	-8.43	-2.11	-11.34	-0.82	-1.87	-6.7	-5.59	-0.76
Yemen	-3.83	-5.65	-2.01	-1.81	-3.03	-6.36	-1.72	1.22	-1.9	-3.15	-2.19
Cuba	-3.8	-4.21	-5.52	-	-5.64	-7.28	-3.31	-2.11	0.62	-4.09	-5.59
Kyrgyzstan	-3.78	-6.45	-0.96	-	-2.14	-7.36	-0.53	-0.78	-1.81	-4.56	-3.59
Sweden	-3.72	-6.41	-5.18	-	-5.27	2.39	-4.29	-1.53	-0.52	-2.55	-4.88
Italy	-3.7	-6.79	-4.91	-	-5.64	-3.41	-3.76	-1.49	-0.17	-0.54	-3.92
Sudan	-3.7	-4.91	-2.15	-4.47	-2.83	-6.48	-1.43	0.9	-1.26	-3.97	-2.12
India	-3.67	-5.65	-3.63	-5.1	-1.5	-6.14	-0.56	-0.93	-4.05	-2.78	-2.14
North Korea	-3.66	-6.07	-3.21	-19.14	-2.95	-8.93	-2.04	-0.76	-3.21	-7.17	-3.06
Chile	-3.65	-7.95	-5.33	-	-6.38	-8.82	-2.15	-2.69	-0.47	-5.47	-1
Sao Tome and Principe	-3.65	-4.97	-2.59	-3.29	-2.12	-7.93	-1.69	-0.71	-2.12	-5.24	-2.39
Thailand	-3.64	-5.57	-5.84	-14.37	-2.05	-9.27	-1.97	-0.25	-5.18	-4.75	-0.8
Algeria	-3.62	-6.15	-3.06	-5.48	-3.4	-9.22	-1.65	-1.12	-3.34	-6.75	-3.65
Denmark	-3.62	-4.08	-2.58	-	-4.78	-0.66	-4.85	4.15	-3.93	-0.57	-4.59
Croatia	-3.57	-6.32	-5.38	-	-4.5	-7.17	-3.02	5.85	-4.67	-4.49	-2.72
Haiti	-3.55	-4.31	-1.92	-8.9	-1.82	-7	0.26	-0.1	-2.34	-2.97	-2.82
France	-3.53	-4.46	-4.51	-	-4.1	-3.38	-3.39	-2.71	1.47	-3.06	-4.36
Belarus	-3.52	-7.7	-5.33	-	-5.34	-9.87	-3.22	-1.6	-3.53	-6.33	-2.54
Mexico	-3.52	-5.65	-3.37	-18	-5.01	-11.1	-0.21	-0.32	-2.95	-6.2	-1.63
Cape Verde	-3.51	-5	-3.35	-9.05	-2.45	-8.21	-0.82	-1.27	-2.6	-5.77	-2.84
Honduras	-3.51	-4.34	-2.76	-8.01	-3.2	-8.45	-0.56	-0.51	-3.16	-4.83	-2.41
Malaysia	-3.5	-4.13	-5.44	-9.73	-4.81	-7.66	-1.49	-0.94	-7.63	-7.11	-1.07
Belgium	-3.48	-3.46	-5.24	-	-4.02	-0.59	-3.44	-2.07	-0.4	-3.17	-4.4
The Gambia	-3.44	-5	-0.53	-3.3	-0.24	-4.42	-1.63	0.46	-0.56	-5.01	-2.07
Guinea	-3.42	-4.02	-1.69	-2.29	-1.62	-7.49	-2.01	-0.25	-2.03	-3.76	-1.55
Tajikistan	-3.42	-4.71	-1.58	-6.3	-2.41	-6.44	0.77	0.16	-0.39	-0.03	-4.81
Palestine	-3.41	-6	-1.97	-	1.31	-10.57	-3.1	4.19	-0.75	-4.47	-2.12
Austria	-3.38	-5.27	-3.66	-	-5.28	1.77	-3.18	-1.94	-0.85	-2.81	-4.91
Developed	-3.35	-5.7	-3.87	-22.58	-5.26	-6.2	-3.22	-1.66	-1.49	-4.85	-3.65
Moldova	-3.35	-4.41	-4.15	-	-6.84	-7.34	-1.97	-3.26	0.12	-8.9	-3.31
Mongolia	-3.35	-5.76	-2.16	-	-1.87	-12.69	1.24	-0.22	-1.64	-9.17	7.13
Azerbaijan	-3.3	-5.13	-2.01	-17.86	-1.24	-7.89	-0.91	0.2	-0.58	-5.52	-2.59
Greece	-3.3	-2.81	-4.3	-	-4.73	-4.83	-3.84	-6.83	0.19	-6.42	-2.63
Angola	-3.29	-3.33	-1.42	-1.76	0	-5.35	-0.39	1.06	-3.54	-3.34	-1.17
Australia	-3.27	-4.02	-4.67	-	-3.25	-0.38	-3.38	-2.65	0.9	-3.99	-4.53
Finland	-3.24	-6.85	-4.44	-	-4.21	-3.16	-3.54	2.27	-2.7	-4.33	-4.59
Netherlands	-3.23	-3.23	-4.34	-	-4.17	0.68	-3.55	-1.25	1.05	-3.03	-4.78
Russia	-3.23	-4.45	-5.56	-	-7.66	-7.56	-3	-1.97	-0.36	-3.14	-2.29

Uganda	-3.21	-3.38	-1.92	-1.99	-1.37	-7.91	-0.95	-0.06	-1.94	-3.58	-1.38
Zambia	-3.18	-4.09	-2.93	-3.31	-1.82	-6.23	-1.78	-0.72	-1.93	-3.77	-0.83
Albania	-3.17	-5.89	-3.24	-	-4.53	-7.94	1.03	-0.09	-0.15	-4.1	-2.29
Burkina Faso	-3.17	-3.29	-2.01	-1.08	-2.66	-5.69	-1.71	-1.15	-3.37	-3.1	-1.18
Burundi	-3.11	-3.76	-1.41	-3.07	-1.25	-4.7	-1.62	-0.42	-2.48	-3.39	-3.97
Switzerland	-3.11	-4.7	-2.18	-	-3.24	-1.97	-3.18	-0.31	-0.21	0.25	-5.45
Qatar	-3.1	-3.5	-3.8	-	-4.49	-4.31	-2.85	-9.34	-3.1	-4.74	-0.09
Tanzania	-3	-3.27	-1.67	-4.95	-1.2	-6.12	0.04	-0.52	-2.09	-2.98	-2.4
Slovakia	-2.95	-5.39	-3.67	-	-2.43	-3.91	-2.05	-1.66	-5.96	-4.87	-3.14
Syria	-2.92	-9.22	-7.19	-4.89	-8.21	-15.82	-3.99	-4.18	-6.83	-0.16	3.56
Japan	-2.9	-2.62	-4.57	-	-4.8	-1.62	-2.91	-1.75	-1.68	-0.65	-5.54
New Zealand	-2.89	-5.54	-3.12	-	-4.06	-0.63	-2.81	-0.64	1.79	-4.12	-4
Developing	-2.86	-3.91	-3.34	-0.51	-1.37	-5.04	-1.13	0.15	-3.36	-2.13	-1.46
Dominican Republic	-2.86	-2.31	-2.6	-3.57	-3.16	-10.01	-0.23	-0.03	-2.3	-7.81	-0.03
United Kingdom	-2.86	-3.77	-2.31	-	-4.93	2.48	-2.5	-1.76	-1.43	-4.55	-4.53
Uruguay	-2.85	-2.73	-4.41	-	-6.27	-6.31	-2.1	-1.69	-2.11	-7.03	-1.24
Ireland	-2.84	-3.87	-3.6	-	-4.08	-0.07	-2.76	1.39	0.32	-4.35	-4
Belize	-2.83	-4.95	-3.96	-5.62	-3.15	-6.87	-0.95	-1.26	-1.41	-5.19	0.02
Afghanistan	-2.82	-2.48	-0.75	-1.6	-1.27	-4.81	-1.01	2.33	-2.2	-0.94	-2.04
The Bahamas	-2.82	-4.34	-3.64	-	-3.81	-5.98	-1.07	-1.55	-1.36	-4.67	-1.37
Global	-2.8	-3.86	-3.31	-0.41	-1.38	-4.96	-1.23	0.18	-3.27	-2.05	-1.64
Ukraine	-2.8	-5.98	-3.06	-	-3.64	-7.25	-2.32	0.26	-1.45	-5.65	-3.1
South Sudan	-2.78	-3.06	-1.98	-4.8	-0.92	-4.16	-2.27	-0.6	-2.81	-3.9	-2.09
Kuwait	-2.76	-5.35	-3.04	-	-6.49	-8.69	-1.7	-2.27	-7.99	-7.28	-2.27
Grenada	-2.75	-3.99	-4.19	-	-3.31	-7.13	-1.13	-1.12	-2.54	-4.82	-0.5
Philippines	-2.72	-5.33	-2.13	-9.97	1.29	-4.7	1.12	2.55	-4.94	-4.75	1.33
Turkmenistan	-2.72	-3.32	-1.03	-	-1.99	-4.72	-1.17	0.68	0.28	-3.82	-3.36
Sierra Leone	-2.71	-3.13	-1.56	-2.54	-1.52	-7.05	-1.38	-0.25	-1.52	-2.7	-1.86
Namibia	-2.69	-3.79	-1.99	-0.9	-1.31	-5.91	-0.52	0.06	-2.44	-4.7	-1.75
Costa Rica	-2.62	-4.91	-4.59	-17.26	-4.14	-6.28	-1.75	-2.6	-1.8	-6.85	-1.38
Bulgaria	-2.57	-4.55	-1.97	-	-1.31	-3.09	-2.43	0.71	-5.45	1.9	-2.93
Georgia	-2.57	-7.1	-0.78	-	-3.65	-7.35	-0.34	2.31	5.35	2.09	-2.53
Argentina	-2.55	-3.17	-3.7	-17.07	-4.62	-6.79	-1.23	-1.66	-2.48	-7.29	-0.18
Venezuela	-2.55	-3.76	-4.13	-6.37	-4.21	-7.61	-0.66	-1.47	-3.61	-4.44	-1.46
Mali	-2.53	-3.64	-1.56	0.62	-1.19	-5.07	-1.98	-0.06	-2.23	-3.22	-1.3
Ecuador	-2.52	-2.26	-1.59	-11.68	-1.71	-8.66	1.67	-0.31	-2.58	-5.02	-0.11
Djibouti	-2.5	-3.78	-1.52	-0.8	-1.46	-4.97	-2.08	-0.64	-2	-4.22	-3.08
Jordan	-2.5	-3.82	-2.94	-	-3.11	-8.18	-0.63	-0.43	-3.5	-5.23	-2.1
Iraq	-2.47	-3.94	-1.99	-	-2.49	-6.03	-1.46	-0.87	-2.11	-4.09	-2.73
Solomon Islands	-2.46	-3.14	-1.55	-4.7	-0.92	-4.67	0.75	0.33	-3.71	-3.81	0.79
Samoa	-2.44	-3.41	-3.75	-	-2.83	-5.01	-0.54	-1.7	-3.83	-5	-0.45
Colombia	-2.41	-3.98	-2.91	-1.63	-3.87	-7.46	0.26	0.32	-0.48	-3.04	-1.53
Ghana	-2.38	-2.74	-1.95	-2.14	-0.78	-8.21	-0.24	0.63	-1.2	-0.27	-0.29
Botswana	-2.36	-3.31	-2.08	-1.28	-0.86	-4.8	-0.17	0.11	-2.12	-4.35	-1.15
Somalia	-2.29	-2.67	-1.59	-1.56	-1.18	-2.36	-2.28	-0.88	-1.25	-3.02	-2.32
Saint Lucia	-2.28	-3.22	-3.22	-	-2.01	-6.06	-0.33	-1.04	-0.08	-4.28	-1.12
United States	-2.27	-3.42	-2.61	-	-2.71	-1.43	-2.03	-0.85	-1.54	-2.44	-2.96
Canada	-2.24	-3.19	-1.94	-	-1.8	1.69	-2.68	0.01	1.58	-3	-3.89
Kiribati	-2.24	-2.01	-2.18	-	-2.67	-7.32	1.1	1.57	-1.44	-2.9	1.72
Nigeria	-2.22	-2.64	-1.54	-0.78	-1.5	-6.57	-0.7	0.21	-2.3	-2.81	0.47
Paraguay	-2.19	-4.53	-1.9	-16.68	-2.18	-7.6	1.04	-0.93	-0.75	-2	1.24
Taiwan	-2.16	-2.62	-2.84	-	-1.83	-3.97	-0.42	3.16	0.37	-4.33	-3.35
Saint Vincent and the Grenadines	-2.12	-3.02	-3.1	-	-2.26	-6.99	-0.79	2.54	6.62	-4.43	-0.61

Kenya	-2.11	-2.34	-1.47	-5.59	-1.19	-2.74	-0.58	-0.11	-1.03	-1.98	-2.42
Papua New Guinea	-2.08	-2.15	-0.55	-2.5	-0.11	-4.62	0.06	0.95	-2.57	-2.88	-1.29
Togo	-2.08	-3.1	-1.1	-0.83	-1.19	-3.67	-1.3	0.19	-1.61	-3.27	-2.87
Kazakhstan	-2.07	-5.46	-0.9	-	-2.02	-9.03	0.41	1.54	0.65	-3.24	-0.09
Cote d'Ivoire	-2.06	-2.33	-0.82	-2.13	-1.01	-4.45	-0.86	0.28	-1.38	-1.79	-1.55
South Africa	-2.06	-2.77	-1.65	-7.48	-0.83	-4.68	-2.41	-0.37	-2.9	-5.93	1.12
Barbados	-2.01	-2.98	-2.86	-	-2.54	-5.43	-0.4	-0.59	-0.68	-4.13	-0.7
Equatorial Guinea	-1.96	-1.69	-1.54	-2.01	0.58	-6.75	1.12	0.89	-2.45	-3.38	1.42
Jamaica	-1.95	-2.96	-2.38	-	-2.19	-7.59	0.26	-0.26	-1.35	-5.94	0.47
Mauritania	-1.85	-1.57	-0.79	0.76	-0.13	-5.74	0.35	1.28	-2.41	-1.5	-0.15
Mauritius	-1.84	-2.64	-3.38	-0.86	-3.08	-7.16	0.9	-1.13	2.03	-3.74	1.03
Democratic Republic of the Congo	-1.8	-1.69	-0.75	-5.09	-0.84	-0.39	-0.57	0.26	-2.2	-0.53	-1.43
Uzbekistan	-1.78	-2.17	-1.1	-	-0.86	-9.51	0.49	0.43	-0.63	-7.12	-1.77
Congo	-1.74	-1.61	-1.38	-4.92	-0.78	-1.86	0.28	0	-1.75	-1.54	-1.88
Pakistan	-1.73	-1.71	-1.52	-5.84	0.4	-3.84	0.14	2.14	-3.01	-2.02	1.4
Guinea-Bissau	-1.67	-2.8	-0.86	-0.2	-0.81	-4.26	-0.89	0.45	-1.55	-2.07	-1.48
Seychelles	-1.67	-1.67	-2.69	-	-1.88	-1.96	-0.97	-0.63	-1.61	1.33	-1.03
Malta	-1.59	-1.63	-3.05	-	-2.37	-1.15	-0.47	1.42	8.43	-4.33	-2.8
Chad	-1.56	-0.93	-0.82	-0.1	-0.21	-2.28	-0.38	0.63	-0.8	-0.92	1.3
Marshall Islands	-1.52	-2.56	-0.44	-	-0.44	-3.62	0.95	0.07	-2.73	-2.91	0.25
Panama	-1.46	-1.28	-2.85	-5.83	-2.05	-3.23	0.05	-0.62	-2.02	-1.95	-1.4
Gabon	-1.44	-1.23	-1.26	-3.96	-0.73	-3.61	0.53	0.08	-1.42	-1.26	-0.29
Dominica	-1.42	-2.09	-2.43	-	-0.7	-5.53	0.12	0.04	-0.6	-3.23	0.04
Brunei	-1.35	-1.56	-1.46	-	-1.73	-1.03	-0.49	-0.34	-0.47	-2.98	-3.1
Cameroon	-1.32	-1.31	-0.54	-1.6	-0.62	-4.09	0.1	0.87	-0.66	-0.99	-1.27
Guyana	-1.23	-2.32	-1.96	-8.86	-0.3	-5.39	1.7	0.73	0.56	-3.7	1.37
Central African Republic	-1.2	-0.89	-0.44	-2.07	-0.26	-2.81	-0.3	0.44	-0.77	-0.21	-0.54
Suriname	-1.2	-1.8	-1.34	-6.26	-0.81	-5.99	0.79	0.35	-0.38	-2.72	0.26
Antigua and Barbuda	-1.06	-1.37	-1.76	-	-0.93	-3.89	0.42	-0.24	0.26	-2.38	-0.06
Trinidad and Tobago	-0.78	-2.06	-1.68	-	-1.98	-4.02	0.97	0.12	0.62	-2.07	0.93
Tonga	-0.71	-0.93	-0.53	-	1.33	-1.86	0.94	0.51	-2.21	-0.78	0.64
Vanuatu	-0.34	0.05	0.75	-2.15	1.33	-1.4	2.39	1.83	-1.78	0.05	2.47
Fiji	-0.2	-1.77	-0.55	-	-0.53	1.2	3.61	0.78	-1.76	-0.66	3.31
Swaziland	0.29	0.38	0.17	-2.54	0.9	-1.85	1.19	1.73	-0.66	-0.15	0.59
Lesotho	0.35	0.39	-0.08	-	0.67	-1.9	0.78	1.16	-0.54	-0.06	0.47
Zimbabwe	0.44	-1.21	0.1	-0.5	2.53	3.56	-0.16	1.17	-5.65	-0.31	-2.29



























Table with columns for Country, Year 2015, Year 2016, Year 2017, Year 2018, Year 2019, Year 2020, and Year 2021. Rows include various countries such as Argentina, Australia, Austria, Bahrain, Bangladesh, Barbados, Belarus, Belgium, Belize, Benin, Bermuda, Bolivia, Bosnia and Herzegovina, Botswana, Brazil, Brunei Darussalam, Bulgaria, Burkina Faso, Burundi, Cambodia, Cameroon, Canada, Chile, China, Colombia, Costa Rica, Croatia, Cyprus, Czechia, Denmark, Dominican Republic, Ecuador, Egypt, El Salvador, Estonia, Ethiopia, Finland, France, Germany, Ghana, Greece, Guatemala, Guinea, Haiti, Honduras, Hungary, Iceland, India, Indonesia, Israel, Italy, Jamaica, Japan, Jordan, Kazakhstan, Kenya, Kuwait, Kyrgyzstan, Laos, Latvia, Lebanon, Liberia, Lithuania, Luxembourg, Madagascar, Malawi, Malaysia, Maldives, Mali, Malta, Mauritania, Mauritius, Mexico, Moldova, Monaco, Mongolia, Montenegro, Morocco, Mozambique, Myanmar, Namibia, Nepal, Netherlands, New Zealand, Nicaragua, Niger, Nigeria, North Macedonia, Norway, Oman, Pakistan, Panama, Paraguay, Peru, Philippines, Poland, Portugal, Qatar, Romania, Russia, Rwanda, Saudi Arabia, Saint Kitts and Nevis, Saint Lucia, Saint Vincent and the Grenadines, Samoa, Sao Tome and Principe, Saudi Arabia, South Africa, South Korea, South Sudan, Spain, Sri Lanka, Sudan, Suriname, Swaziland, Sweden, Switzerland, Taiwan, Tajikistan, Tanzania, Thailand, The Bahamas, The Gambia, Timor-Leste, Togo, Tonga, Trinidad and Tobago, Turkey, Turkmenistan, Uganda, Ukraine, United Arab Emirates, United Kingdom, United States, Uruguay, Uzbekistan, Vanuatu, Venezuela, Vietnam, Yemen, Zambia, Zimbabwe.