

Supplementary Materials: MDN-0170, a New Napyradiomycin from *Streptomyces* sp. Strain CA-271078

Rodney Lacret, Ignacio Pérez-Victoria, Daniel Oves-Costales, Mercedes de la Cruz, Elizabeth Domingo, Jesús Martín, Caridad Díaz, Francisca Vicente, Olga Genilloud and Fernando Reyes

List of Supplementary Materials:

- Figure S1.** Electrospray-time of flight (ESI-TOF) (A) and UV (B) spectra for compound **1**.
- Figure S2.** ^1H NMR spectrum (CD_3OD , 500 MHz) of compound **1**.
- Figure S3.** ^{13}C NMR spectrum (CD_3OD , 125 MHz) of compound **1**.
- Figure S4.** COSY spectrum of compound **1**.
- Figure S5.** Heteronuclear single quantum coherence (HSQC) spectrum of compound **1**.
- Figure S6.** HMBC spectrum of compound **1**.
- Figure S7.** NOESY spectrum of compound **1**.
- Figure S8.** Energy-minimized molecular models of the two possible epimers at C-3 of compound **1**
- Text S9.** 16S rRNA gene sequence from strain CA-271078

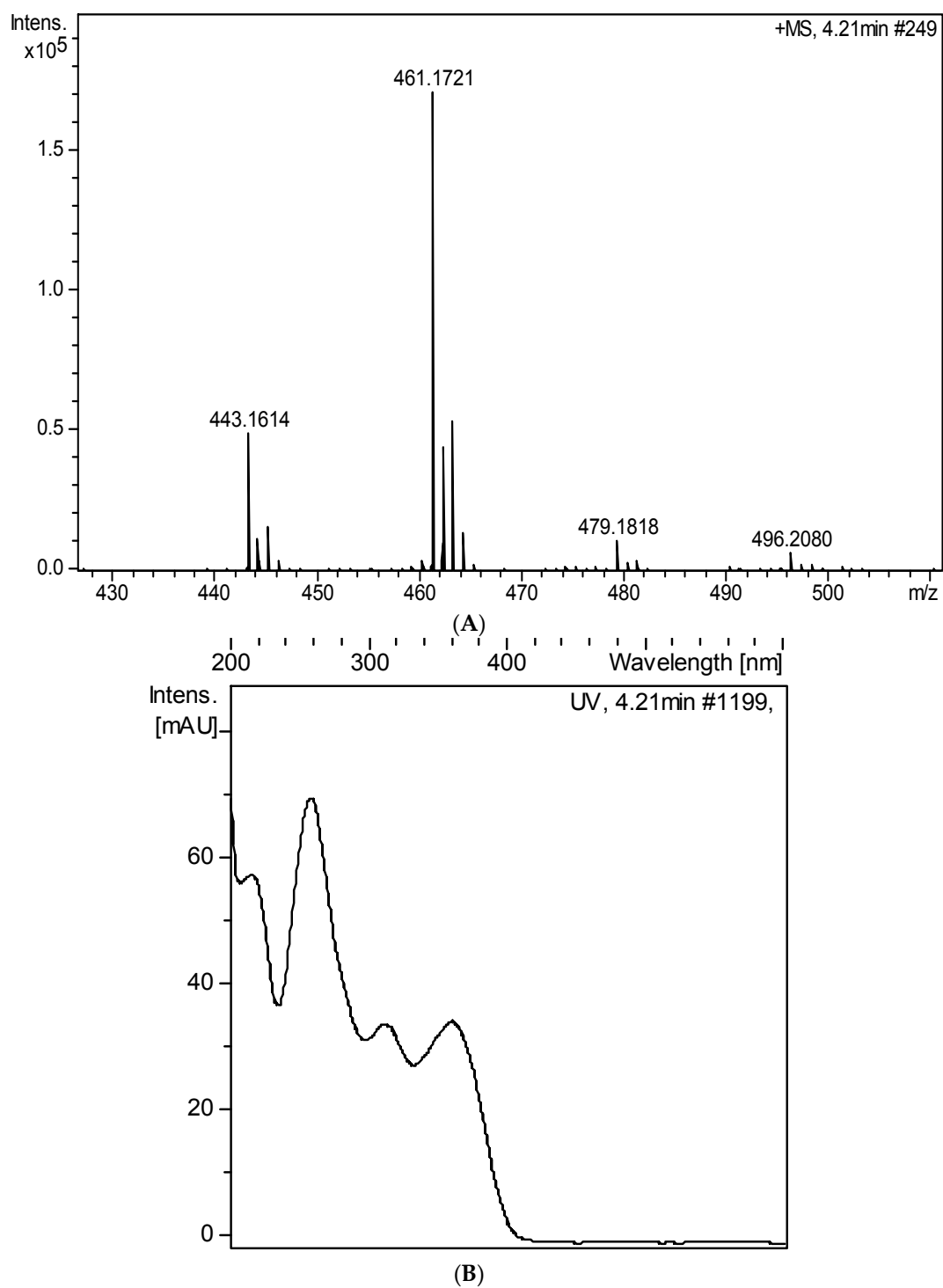


Figure S1. Electrospray-time of flight (ESI-TOF) (A) and UV (B) spectra of compound 1.

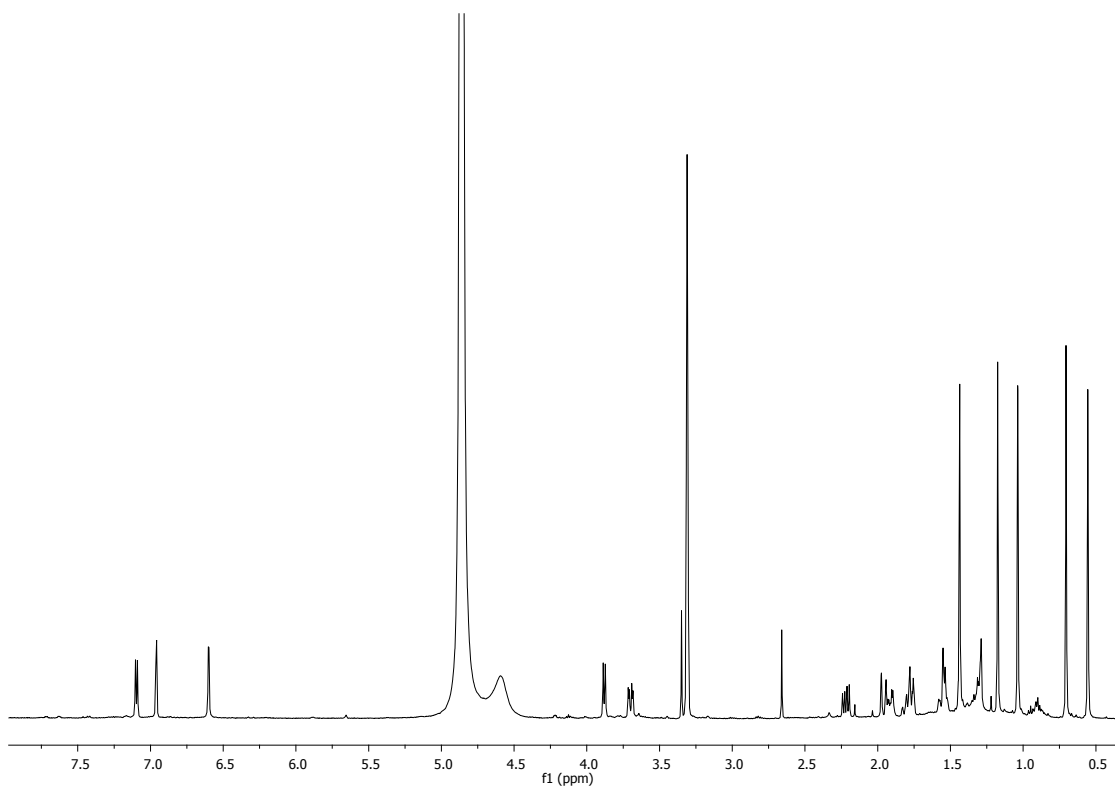


Figure S2. ¹H NMR (CD₃OD, 500 MHz) of compound 1.

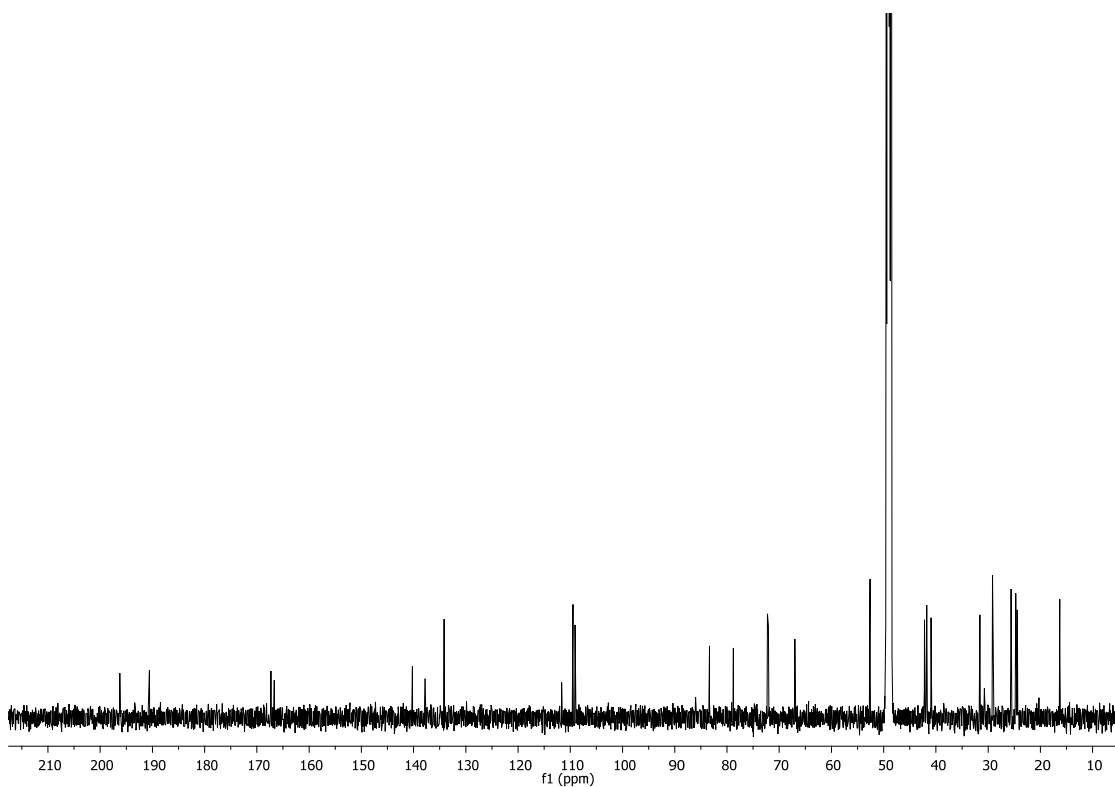


Figure S3. ¹³C NMR (CD₃OD, 125 MHz) of compound 1.

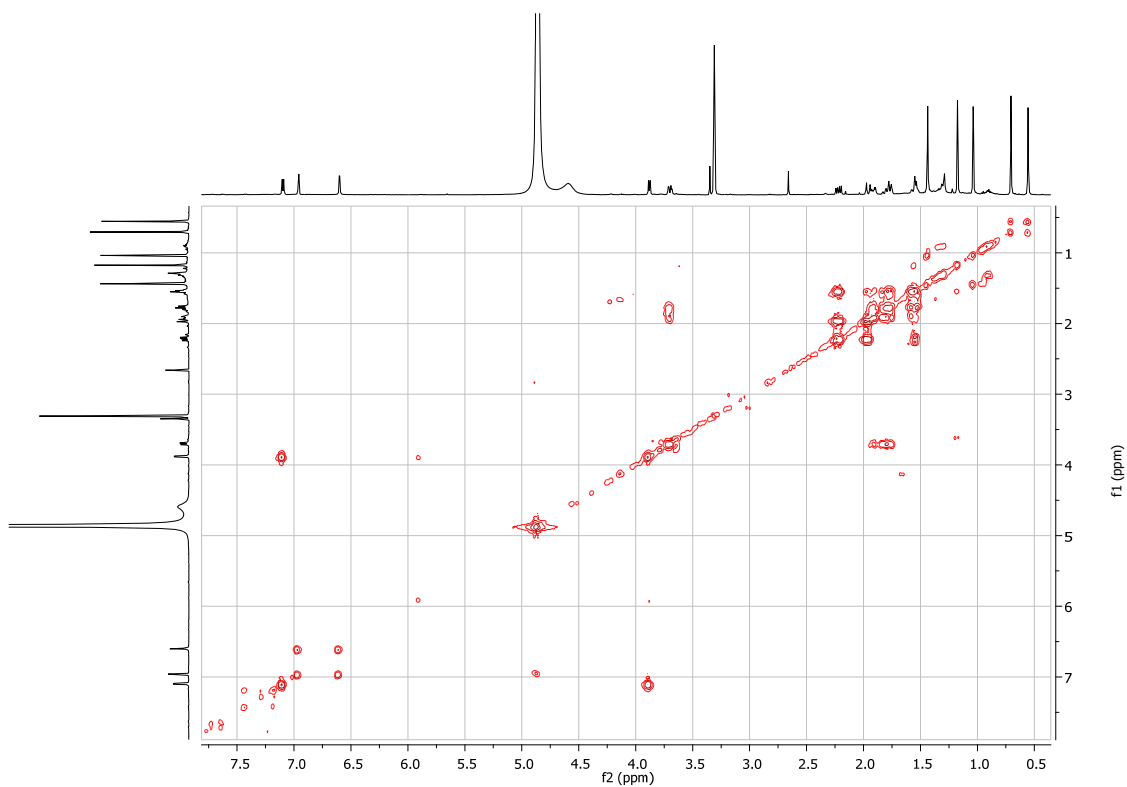


Figure S4. COSY of compound 1.

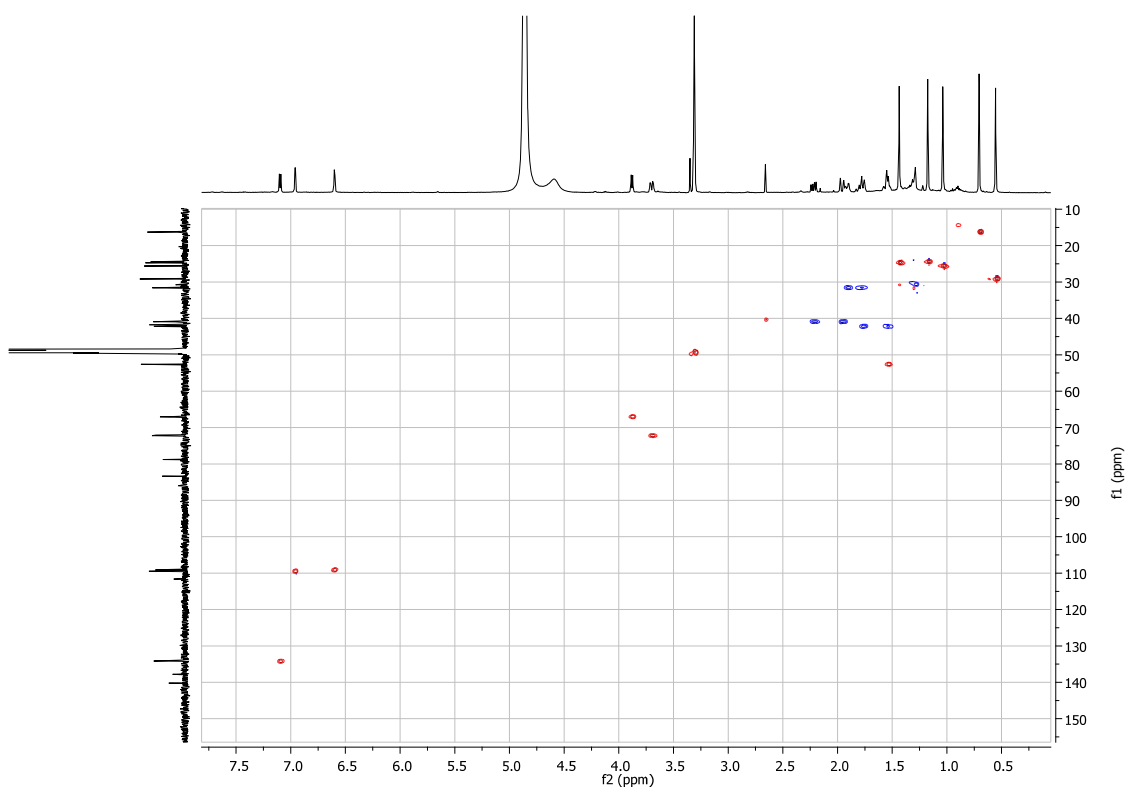


Figure S5. Heteronuclear single quantum coherence (HSQC) spectrum of compound 1.

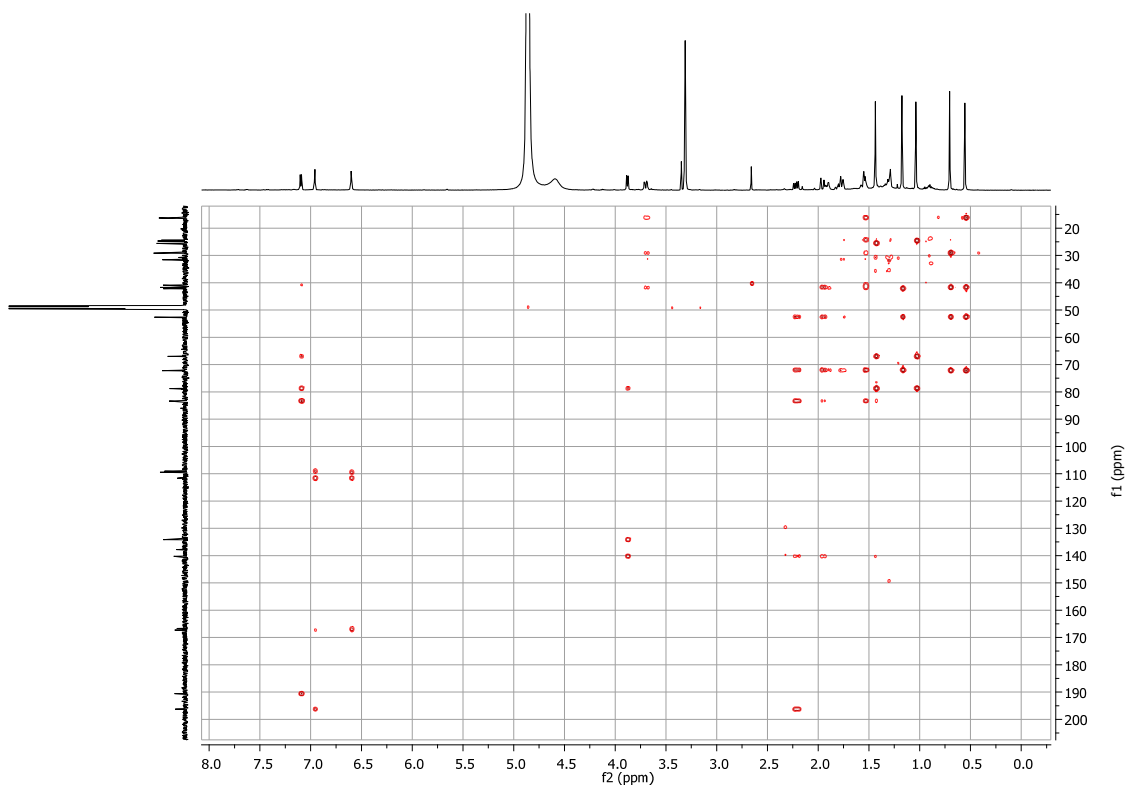


Figure S6. HMBC of compound 1.

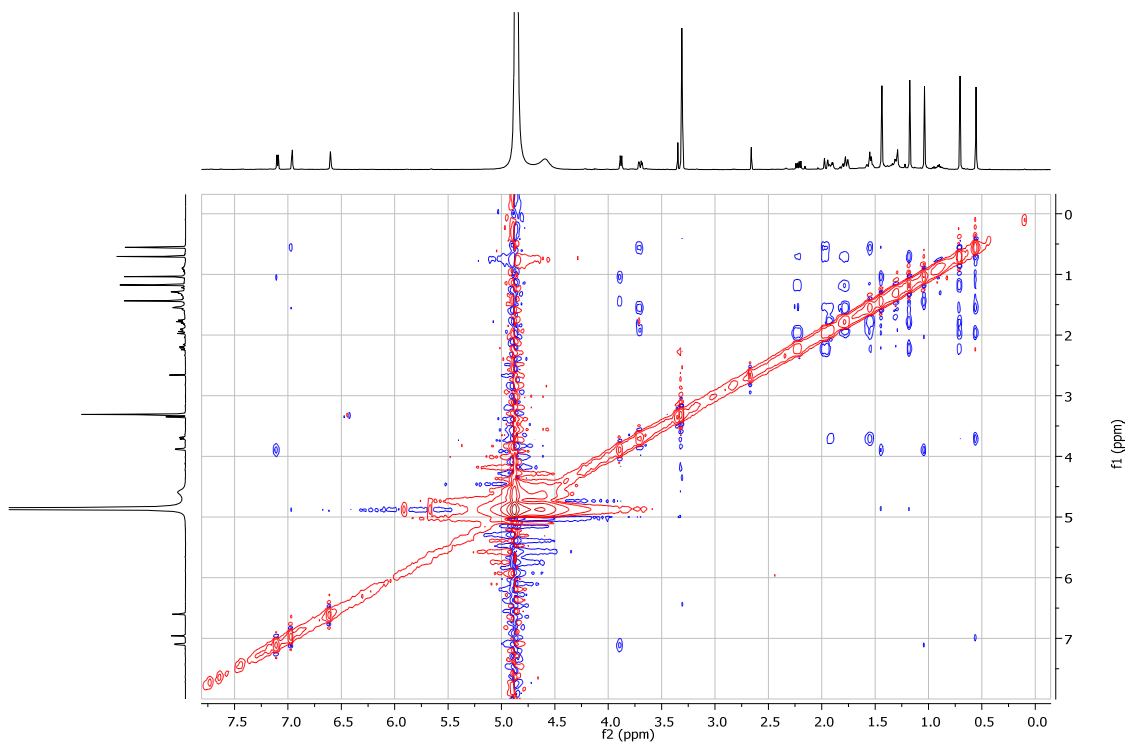


Figure S7. NOESY of compound 1.

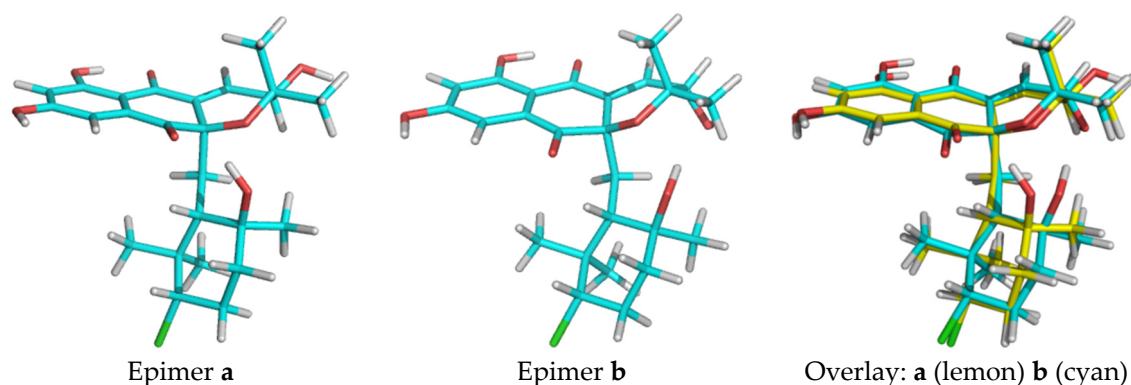


Figure S8. Energy-minimized molecular models of the two possible epimers at C-3 of compound 1.

>CA-271078 16S rRNA gene sequence

```

ATGATCCGGTTTCGGCCGGGATTAGTGGCGAACGGGTGAGTAACACGTGGGCAA
TCTGCCCTGCACTCTGGGACAAGCCCTGGAAACGGGGTCTAATACCGGATAGTAC
CTTCGGGCGCATGCCTGTTGGTGGAAAGCTCCGGCGGTGCAGGATGGGCCCCGGG
CCTATCAGCTTGTGGTGGGGTGATGGCCTACCAAGGCGACGACGGGTAGCCGGC
CTGAGAGGGCGACCCGGCCACACTGGGACTGAGACACGGCCCAGACTCCTACGGG
AGGCAGCAGTGGGGAATATTGCACAATGGGCGCAAGCCTGATGCAGCGACGCCG
CGTGAGGGATGACGGCCTTCGGGTTGTAAACCTCTTTCAGCAGGGAAGAAGCGAG
AGTGACGGTACCTGCAGAAGAAGCGCCGGCTAACTACGTGCCAGCAGCCGCGGT
AATACGTAGGGCGCAAGCGTTGTCCGGAATTATTGGGCGTAAAGAGCTCGTAGGC
GGCTTGTGCGTCGGATGTGAAAGCCCCGGGGCTTAACCCCGGGTCTGCATTCGATA
CGGGCAGGCTGGAGTTCGGTAGGGGAGATCGGAATTCCTGGTGTAGCGGTGGAAT
GCGCAGATATCAGGAGGAACACCGGTGGCGAAGGCGGATCTCTGGGCCGATACT
GACGCTGAGGAGCGAAAGCGTGGGGAGCAAACAGGATTAGATAACCCTGGTAGTC
CACGCCGTAAACGGTGGGCACTAGGTGTGGGCGGCATTCCACGTCGTCGTCGCCG
TAGCTAACGCATTAAGTGCCCCGCCTGGGGAGTACGGCCGCAAGGCTAAAACCTCA
AAGGAATTGACGGGGGCCCGCACAAGCGGCGGAGCATGTGGCTTAATTCGACGC
AACCGGAAGAACCTTACCAAGGCTTGACATACACCGGAAACACCTGGAGACAGG
TGCCCCCTTGTGGTTCGGTGTACAGGTGGTGCATGGCTGTCGTCAGCTCGTGTGCTG
AGATGTTGGGTTAAGTCCCAGCAACGAGCGCAACCCTTGTCTGTGTTGCCAGCACG
CCTTTCGGGGTGGTGGGACTCACGGGAGACTGCCGGGGTCAACTCGGAGGAAGG
TGGGGACGACGTCAAGTCATCATGCCCCTTATGTCTTGGGCTGCACACGTGCTACA
ATGGCCGGTACAATGAGCTGCGATACCGCGAGGTGGAGCGAATCTCAAAAAGCC
GGTCTCAGTTCGGATTGGGGTCTGCAACTCGACCCCATGAAGTCGGAGTCGCTAGT
AATCGCAGATCAGCATTGCTGCGGTGAATACGTTCCCGGGCCTTGTACACACCGCC
CGTCACGTCACGAAAGTCGGTAACACCCGAAGCCGGTGGCC

```

Text S9. 16S rRNA gene sequence from strain CA-271078.