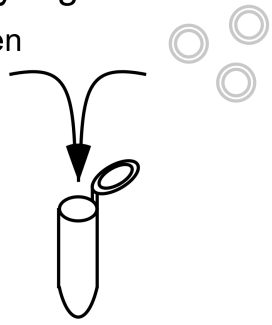



Supplementary Figure 1

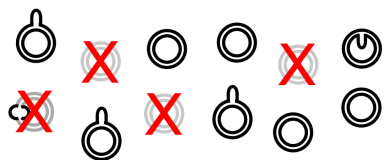
Large T-antigen
+
cell extract



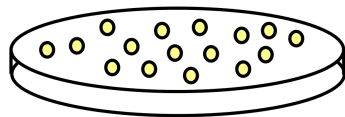
replication
+
purification



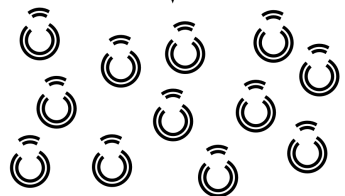
DpnI digest



transform



digest to release
repeat fragments



separate on
4% polyacrylamide gel

