

## Targeting High Dynamin-2 (*DNM2*) Expression by Restoring Ikaros Function in Acute Lymphoblastic Leukemia

Zheng Ge<sup>1</sup>, Yan Gu<sup>2</sup>, Qi Han<sup>2</sup>, Gang Zhao<sup>1</sup>, Min Li<sup>2</sup>, Jianyong Li<sup>2</sup>, Baoan Chen<sup>1</sup>, Tianyu Sun<sup>4</sup>, Sinisa Dovatz<sup>3</sup>, Robert Peter Gale<sup>5</sup>, and Chunhua Song<sup>3</sup>

<sup>1</sup>Department of Hematology, Zhongda Hospital, Medical School of Southeast University, Nanjing 210009, China; <sup>2</sup>Department of Hematology, The First Affiliated Hospital of Nanjing Medical University, Jiangsu Province Hospital, Nanjing 210029, China;

<sup>3</sup>Department of Pediatrics, Pennsylvania State University Medical College, Hershey, PA 17033, USA;

<sup>4</sup>Lewis Katz School of Medicine, Temple University, Philadelphia, PA 19140, USA;

<sup>5</sup>Haematology Research Center, Division of Experimental Medicine, Department of Medicine, Imperial College London, London, SW7 2AZ, UK.

**Keywords:** *DNM2*; Ikaros; *IKZF1*, adult; acute lymphoblastic leukemia

**Running title:** *DNM2* and Ikaros in adult ALL

Correspondence

Zheng Ge, M.D., Ph.D.

Zhongda Hospital, Medical School of Southeast University

Department of Hematology

Nanjing 210009, China

Telephone: 86-25-83262468;

FAX: 86-25-83262471

E-mail: [Janege879@hotmail.com](mailto:Janege879@hotmail.com)

Chunhua Song, M.D., Ph.D.

Pennsylvania State University College of Medicine

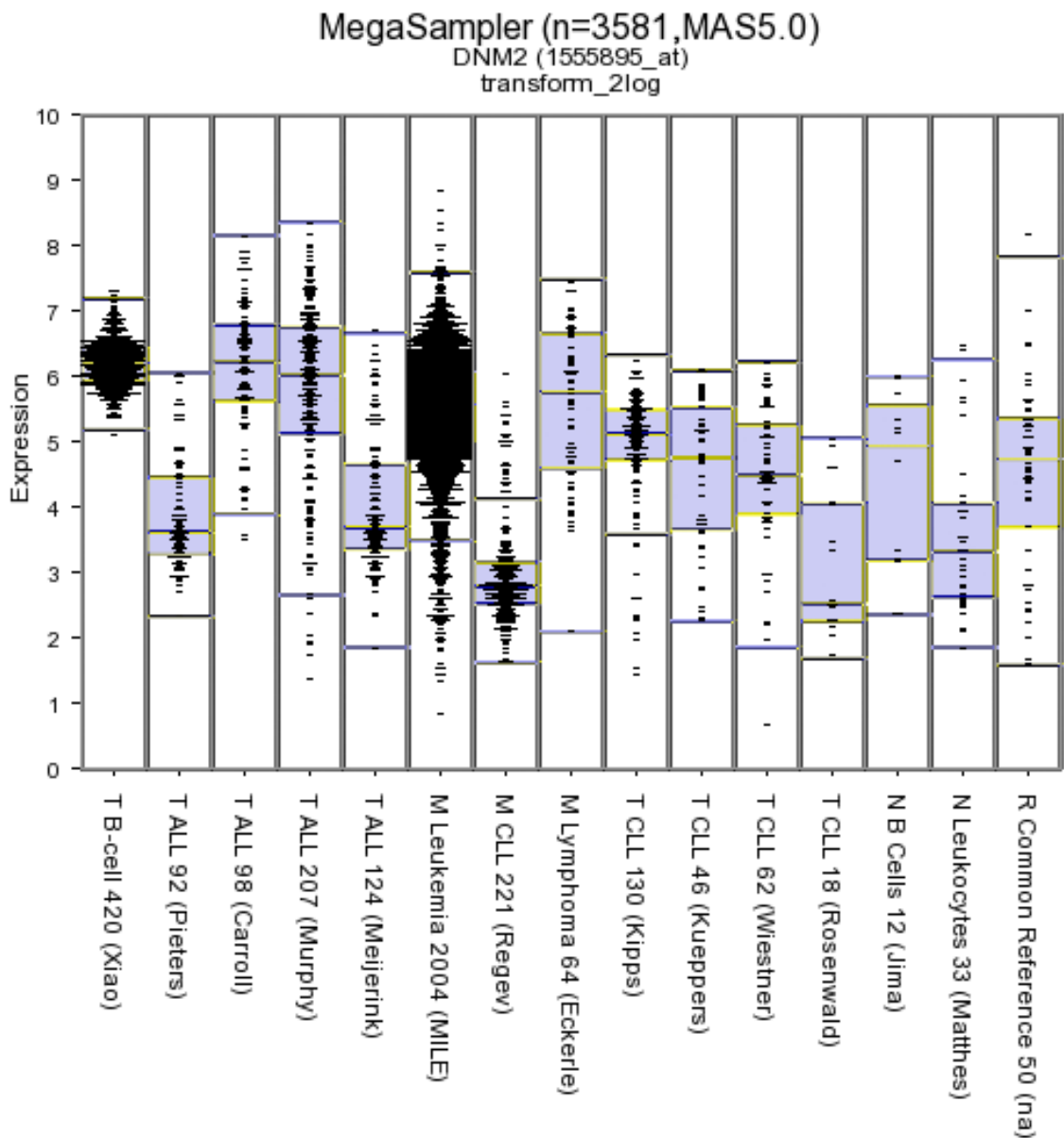
Department of Pediatrics

500 University Drive, Hershey, PA 17033, USA

Telephone: 717-531-1841;

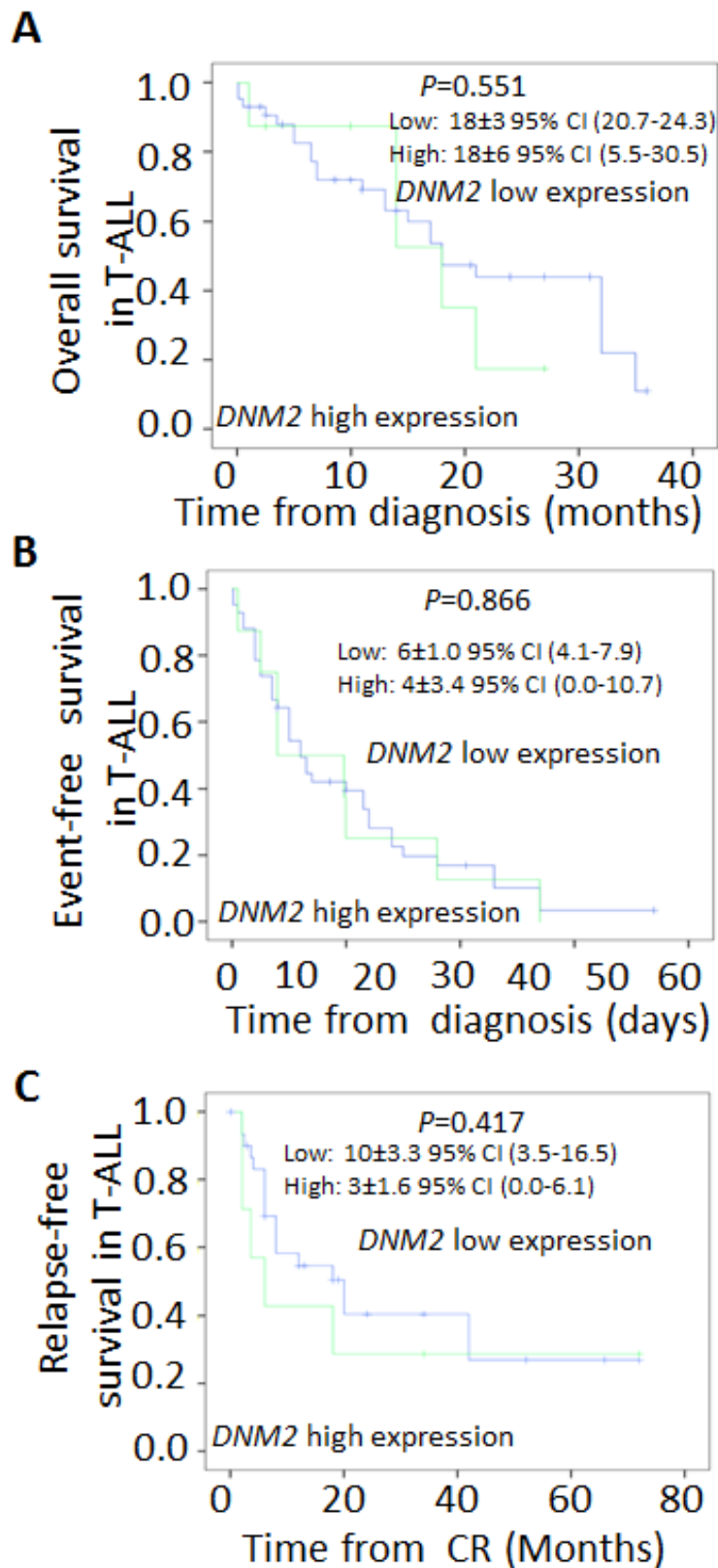
FAX: 717-531-4789

E-mail: [csong@hmc.psu.edu](mailto:csong@hmc.psu.edu)

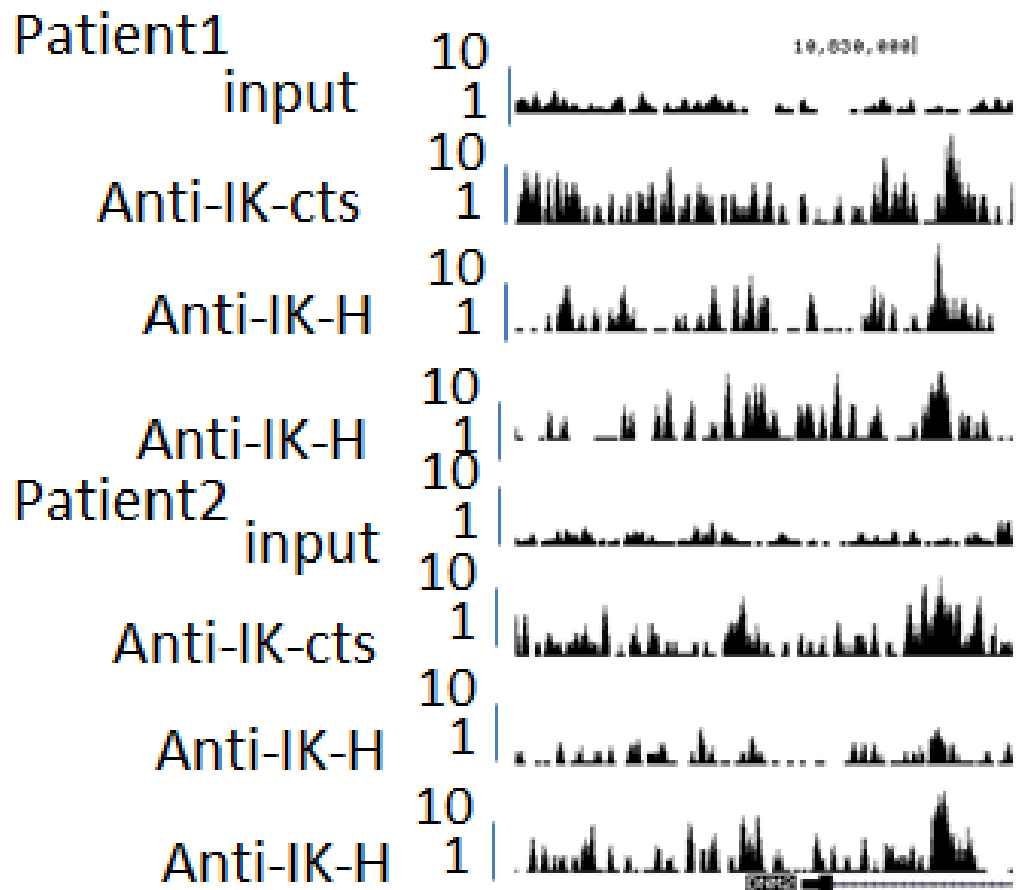


**Supplemental Fig 1. DNM2 high expression in ALL cohort study**

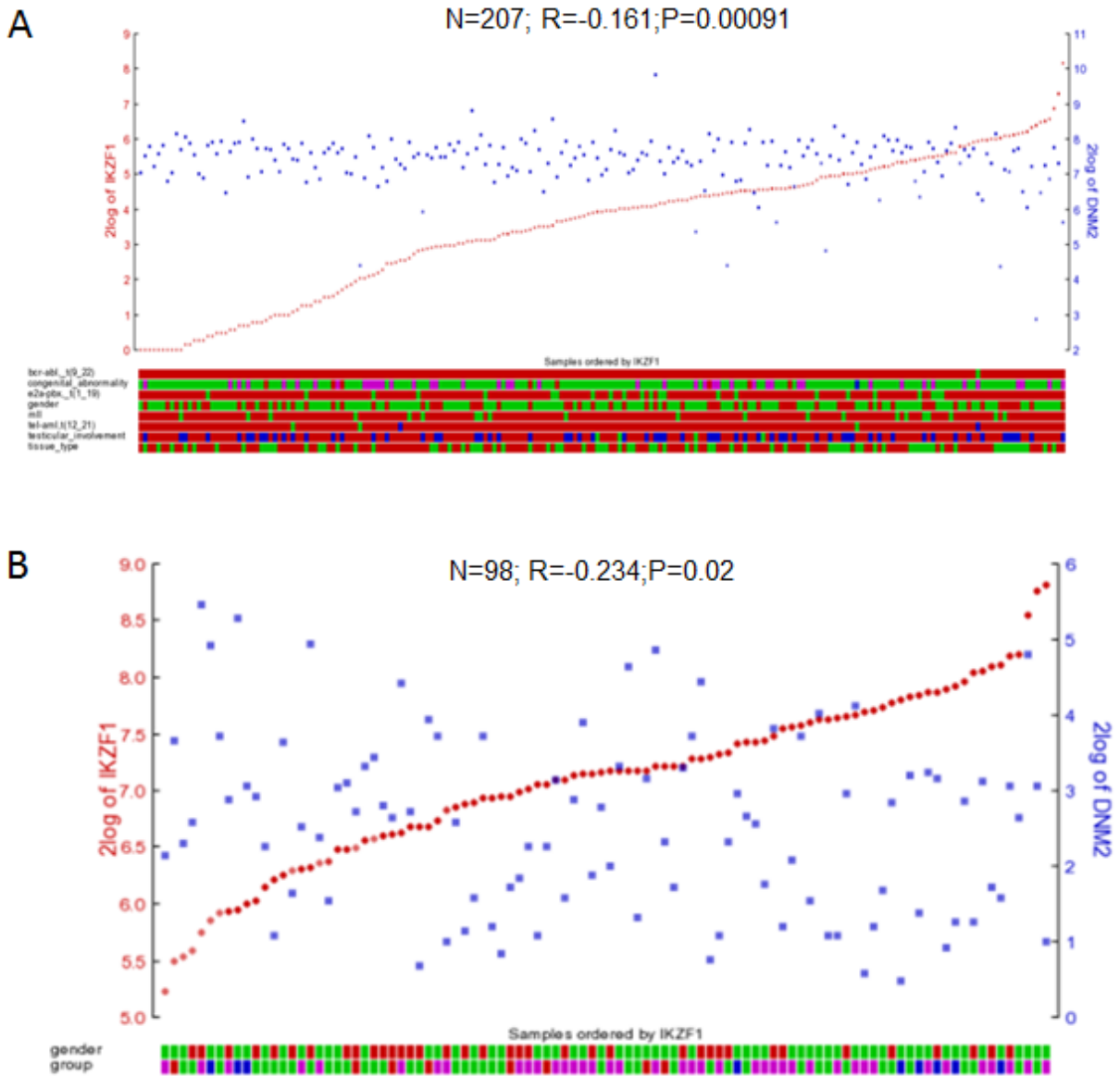
The microarray data for DNM2 (1555895\_at) expression generated with MegaSampler (n=3581, MAS5.0) from human oncogenomics sever crossing all microarray database, which includes B-ALL, T-ALL, Mixed ALL (M ALL), T-CLL, and normal control (N B cells, N leukocytes and common reference) cohort studies.



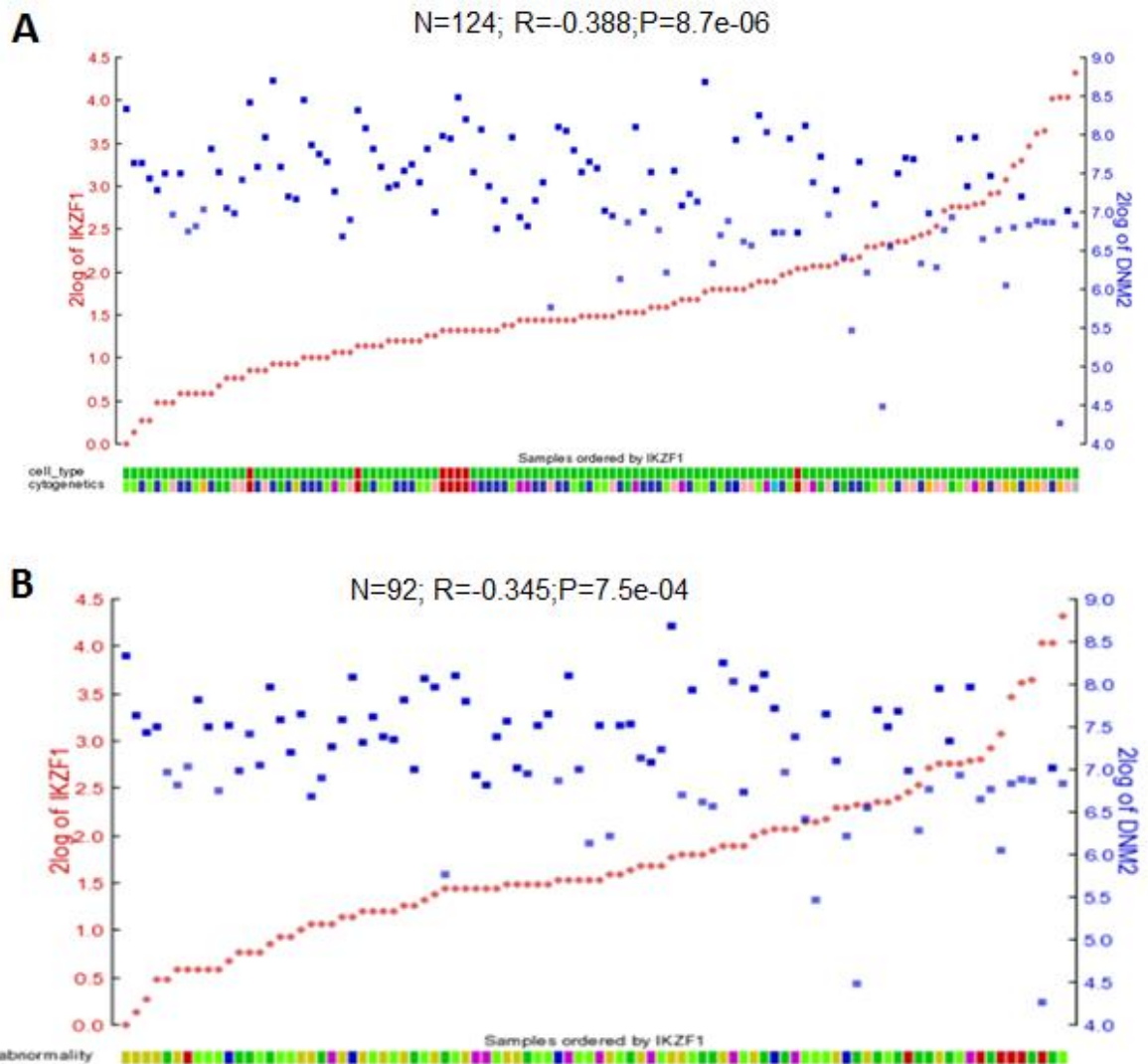
**Supplemental Fig 2 Clinical Features of DNM2 high expression in T-ALL**



**Supplemental Fig 3 Ikaros binds to the promoter of DNMT2 in primary B-ALL cells** from different patients identified by ChIP-seq (21). Anti-IK-cts: anti-Ikaros c-terminal antibody; anti-IK-H: anti-Ikaros N-terminal antibody .



**Supplemental Fig 4** Negative correlation of Ikaros expression with DNM2 in 207 (A) and 98 (B) B-ALL patients cohort. Data generated from human oncogenomics server with GEO database (GSE11877 and GPL15088)



**Supplemental Fig 5** Negative correlation of Ikaros expression with DNM2 in 124 (A) and 92 (B) T-ALL patients cohort. Data generated from human oncogenomics server with GEO database (GPL570 and GSM267399)