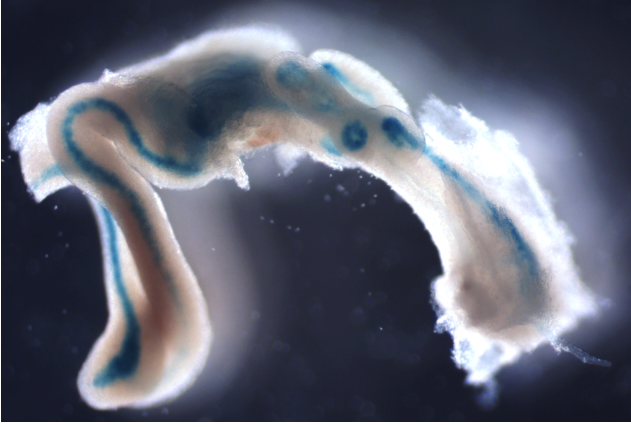
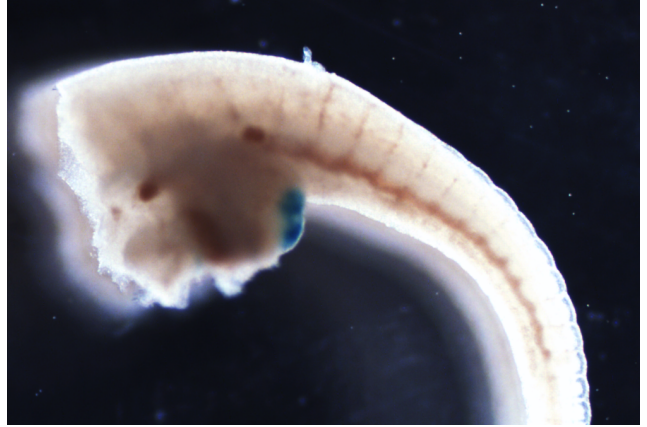



**A****B****C****D**

**Supplementary Figure 1. Mouse SBE6.1 Transgenic reporter.**

A) LacZ staining in the gut of a transient SBE6.1-lacZ mouse embryo at E11.5. B) LacZ staining in the cloaca (right) of a transient SBE6.1-lacZ mouse embryo at E11.5. C) LacZ staining in the brain of a transient SBE6.1-lacZ mouse embryo at E11.5. D) LacZ staining in the floor-plate of the spinal cord in a transient SBE6.1 transgenic embryo.