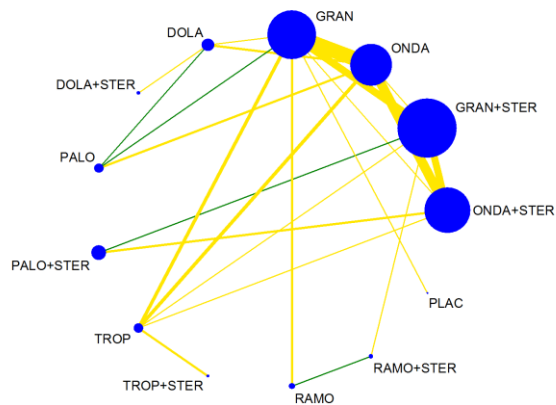
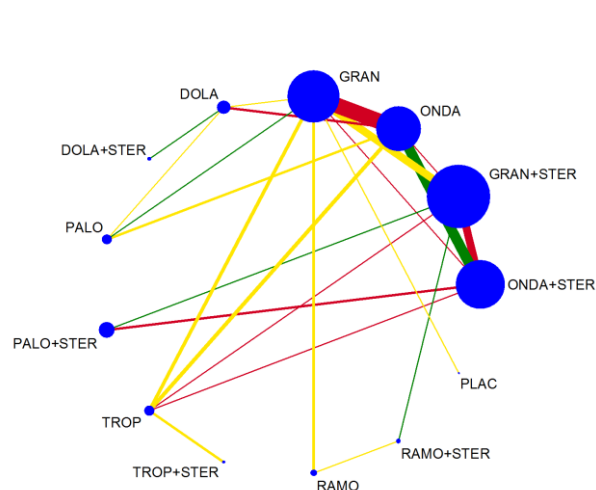


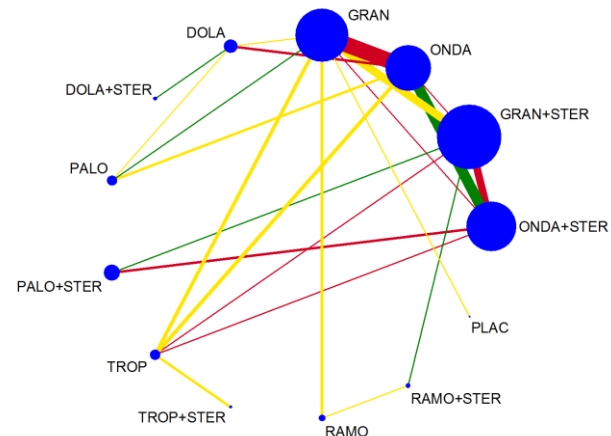
## Appendix A. Network plots for patients without nausea



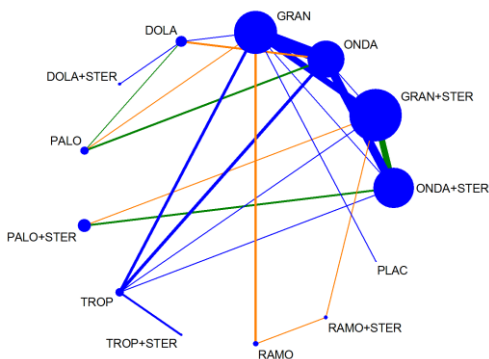
**Low ROB for randomization**



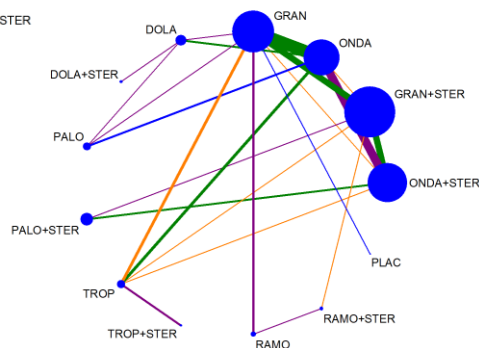
**Low ROB for allocation concealment**



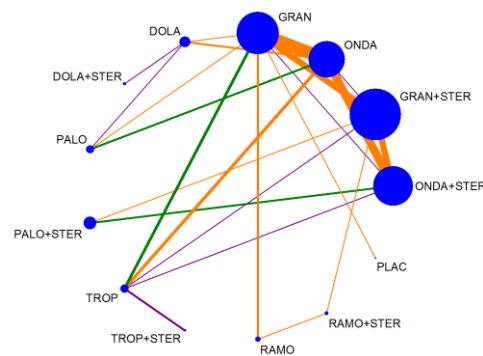
**Low ROB for blinding**



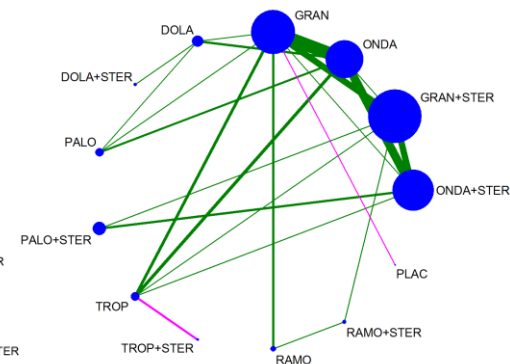
**Continent (on average)\***



**Setting (on average)†**



**Age (on average)‡**



**Diagnosis category (on average)§**

**Abbreviations:** ROB - risk of bias

\* Blue - Europe; Orange - Asia; Purple - Multi-continent; Green - North America; Red - Not reported

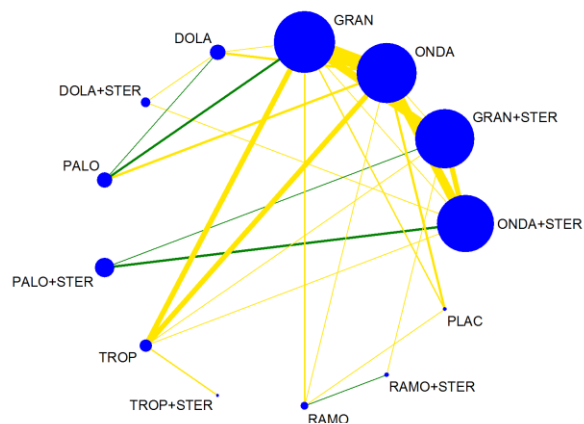
† Blue - Hospital; Orange - Medical Centre; Purple - Multi-Centre; Green - Not reported

‡ Blue - Adults & Elderly (18-99); Orange - Adults (18-65); Purple - All groups; Green - Children (<=18)

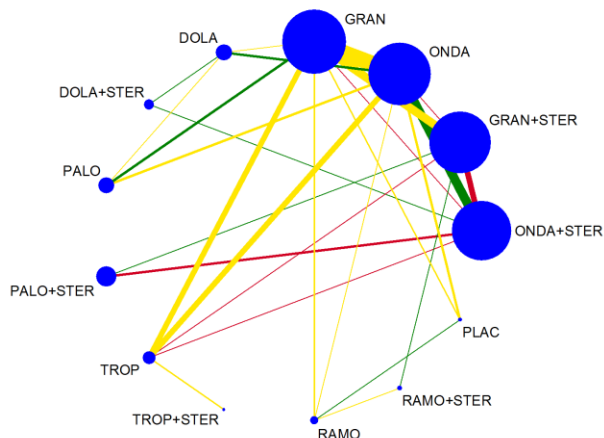
§ Brown - Acute Lymphocytic Leukemia; Blue - Acute Lymphocytic Leukemia; Purple - Breast; Red - Lung; Green - Multiple; Magenta - Not reported; Orange - Ovarian

**Treatment Abbreviations:** DOLA - dolasetron; DOLA+STER - dolasetron+steroid; GRAN - granisetron; GRAN+STER - granisetron+steroid; ONDA - ondansetron; ONDA+STER - ondansetron+steroid; PLAC - placebo; PALO - palonosetron; PALO+STER - palonosetron+steroid; RAMO - ramosetron; RAMO+STER - ramosetron+steroid; TROP - tropisetron; TROP+STER - tropisetron+steroid

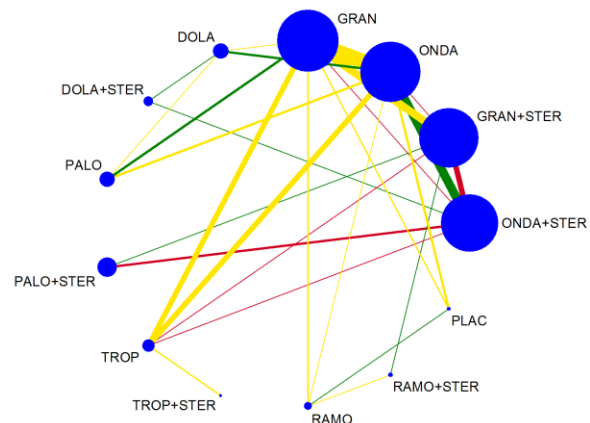
## Appendix B. Network plots for patients without vomiting



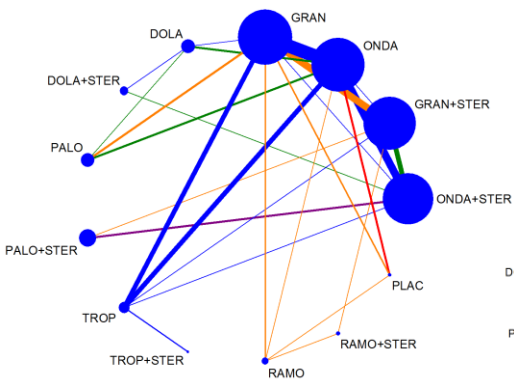
**Low ROB for randomization**



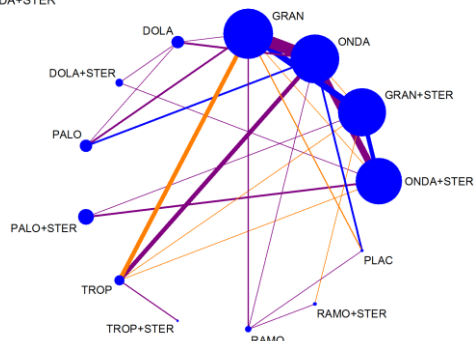
**Low ROB for allocation concealment**



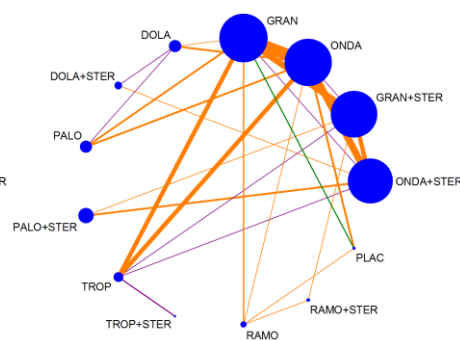
**Low ROB for blinding**



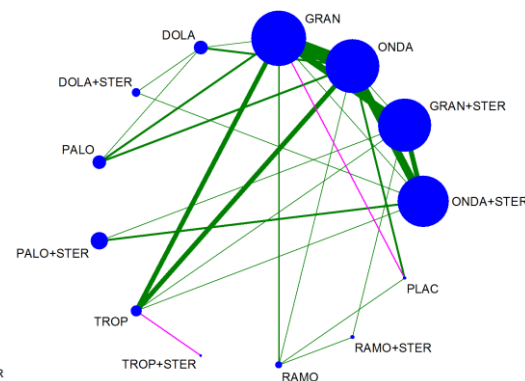
**Continent (on average)\***



**Setting (on average)†**



**Age (on average)‡**



**Diagnosis category (on average)§**

**Abbreviations:** ROB - risk of bias

\* Blue - Europe; Orange - Asia; Purple - Multi-continent; Green - North America; Red - South America; Magenta - Not reported

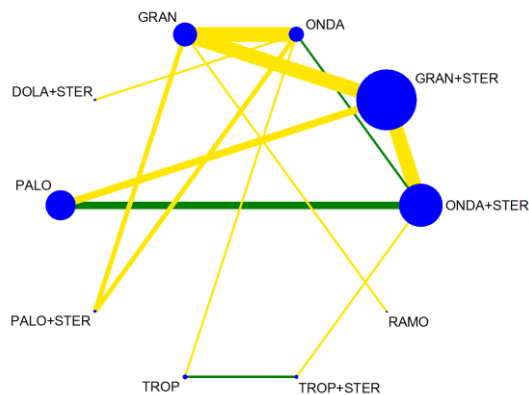
† Blue - Hospital; Orange - Medical Centre; Purple - Multi-Centre; Green - Not reported; Red - Single-Centre

‡ Blue - Adults & Elderly (18-99); Orange - Adults (18-65); Purple - All groups; Green - Children (<=18); Red - Adults & Children (0 to <65); Magenta - All groups

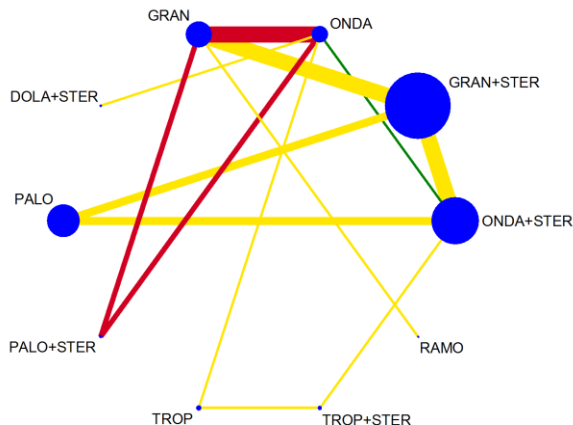
§ Brown - Acute Lymphocytic Leukemia; Blue - Acute Myelogenous Leukemia; Purple - Breast; Red - Lung; Green - Multiple; Magenta - Not Reported ; Orange - Ovarian

**Treatment Abbreviations:** DOLA - dolasetron; DOLA+STER - dolasetron+steroid; GRAN - granisetron; GRAN+STER - granisetron+steroid; ONDA - ondansetron; ONDA+STER - ondansetron+steroid; PLAC - placebo; PALO - palonosetron; PALO+STER - palonosetron+steroid; RAMO - ramosetron; RAMO+STER - ramosetron+steroid; TROP - tropisetron; TROP+STER - tropisetron+steroid

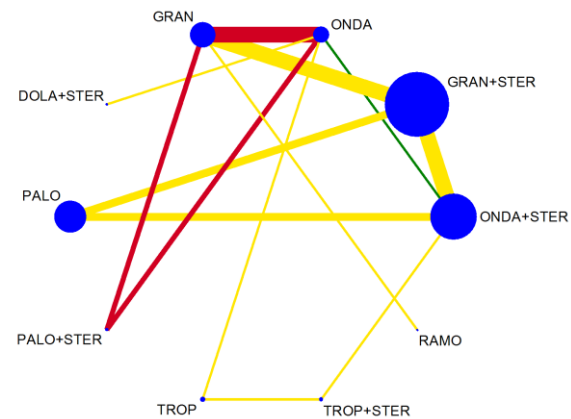
## Appendix C. Network plots for patients without CINV



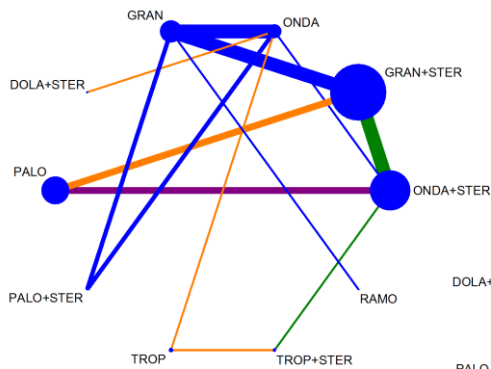
Low ROB for randomization



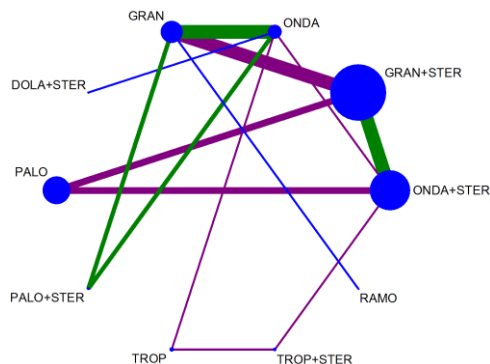
Low ROB for allocation concealment



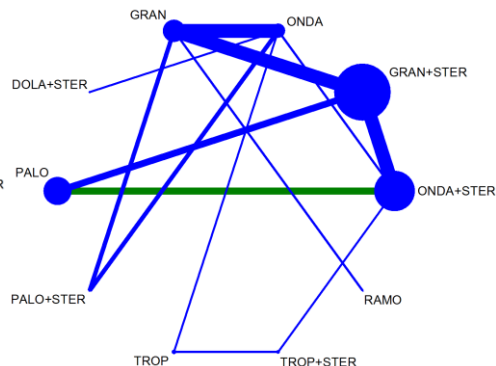
Low ROB for blinding



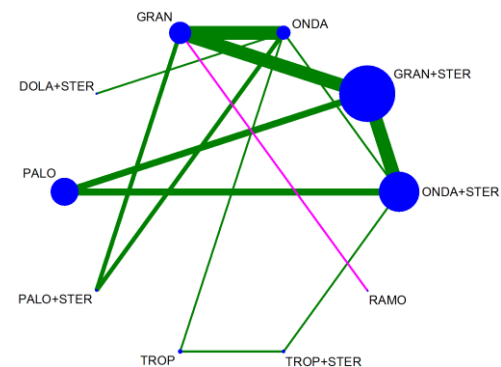
Continent (on average)\*



Setting (on average)†



Age (on average)‡

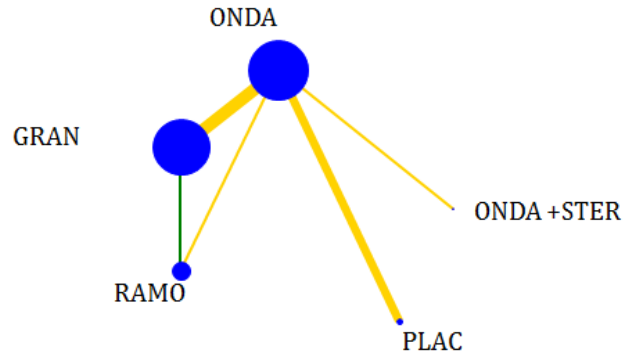


Diagnosis category (on average)§

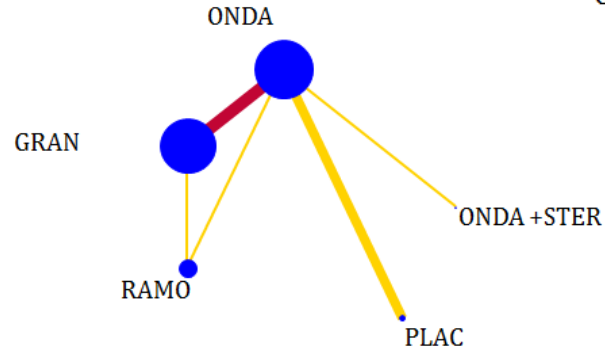
**Abbreviations:** CINV – chemotherapy-induced nausea and vomiting; ROB - risk of bias  
 \* Blue - Europe; Orange - Asia; Purple - Multi-continent; Green - North America; Red - Not reported  
 † Blue - Hospital; Orange - Medical Centre; Purple - Multi-Centre; Green - Not Reported  
 ‡ Blue - Adults & Elderly (18-99); Orange - Adults (18-65); Green - Children (<18)  
 § Green - Multiple; Blue - Colorectal Cancer; Magenta - Not reported

**Treatment Abbreviations:** DOLA+STER - dolasetron+steroid; GRAN - granisetron; GRAN+STER - granisetron+steroid; ONDA - ondansetron; ONDA+STER - ondansetron+steroid; PALO - palonosetron; PALO+STER - palonosetron+steroid; RAMO - ramosetron; TROP - tropisetron; TROP+STER - tropisetron+steroid

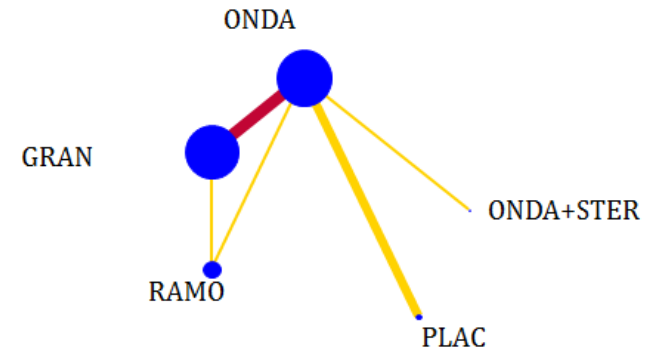
## Appendix D. Network plots for patients experiencing severe vomiting



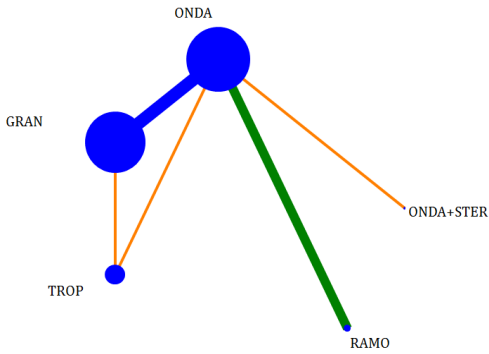
**Low ROB for randomization**



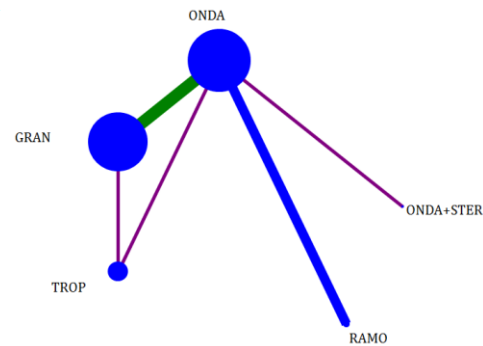
**Low ROB for allocation concealment**



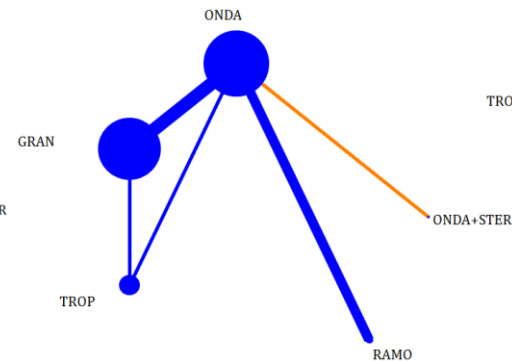
**Low ROB for blinding**



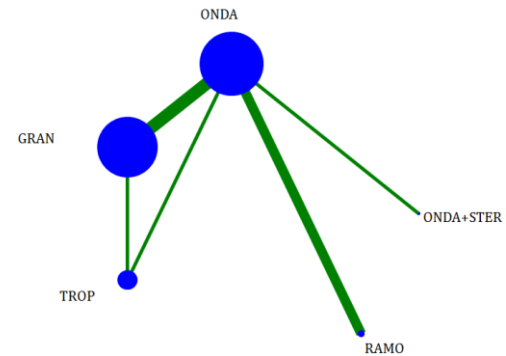
**Continent (on average)\***



**Setting (on average)†**



**Age (on average)‡**



**Diagnosis category (on average)§**

**Abbreviations:** ROB - risk of bias

\* Blue - Europe; Orange - Asia; Purple - Multi-continent; Green - North America;

† Blue - Hospital; Orange - Medical Centre; Purple - Multi-Centre; Green - Not Reported; Red - Single-Centre

‡ Blue - Adults & Elderly (18-99); Orange - Adults (18-65)

§ Green - Multiple; Magenta - Not reported

**Treatment Abbreviations:** GRAN - granisetron; ONDA - ondansetron;

ONDA+STER - ondansetron+steroid; RAMO - ramosetron; TROP - tropisetron