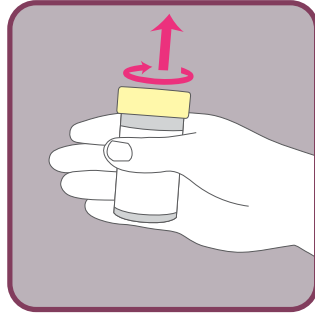


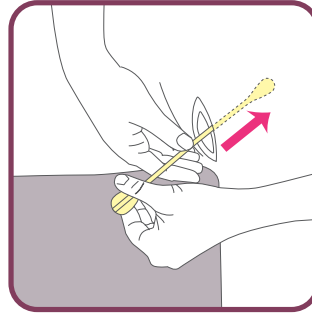
# Self-Sampler Instructions



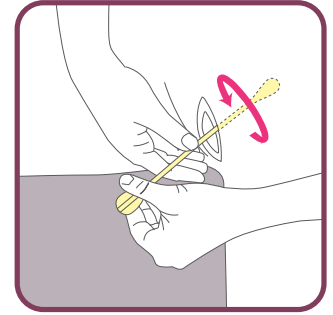
1 Inside the envelope you will find a swab and a jar.



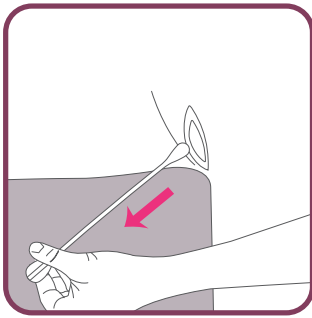
2 Open the jar.




3 Put the swab into your vagina with the cotton end pointed toward you.




4 Push the swab until you feel it can't go any further. Turn the swab 5 times.



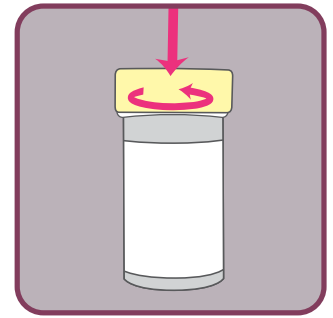
5 Remove the swab from your vagina.




6 Put the cotton end of the swab into the jar and stir it 5 times in the liquid.



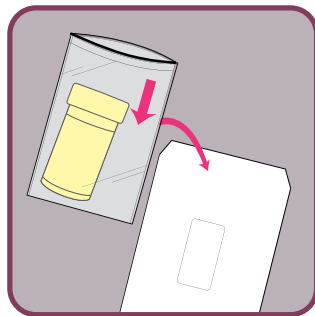
7 Take the swab out of the jar and throw the swab in the trash.



8 Put the lid on the jar. Make sure the lid is tightly closed.



9 Put the jar back in the plastic bag.



10 Put the bag in the pre-paid envelope.



11 Seal the pre-paid envelope and mail it back to us.

*We will call you with your results!*