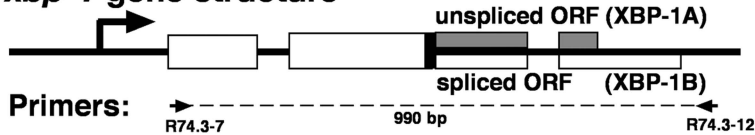


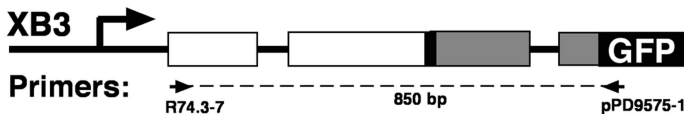
Shim et al. Supplemental Figure 2

RT-PCR from N2 and transgenic worms

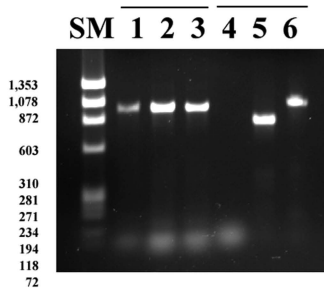
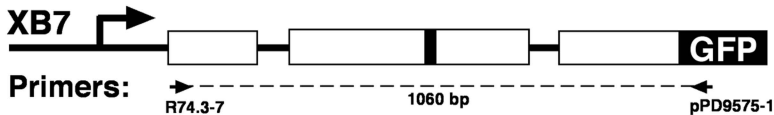
xbp-1 gene structure



XB3



XB7



SM: ϕ X174 HaellI marker(NEB)

1,2,3: R74.3-7 and R74.3-12

4,5,6: R74.3-7 and pPD9575-1(GFP)

1. Wild Type (no transgene) RNA
2. XB3 RNA
3. XB7 RNA
4. Wild Type (no transgene) RNA
5. XB3 RNA
6. XB7 RNA