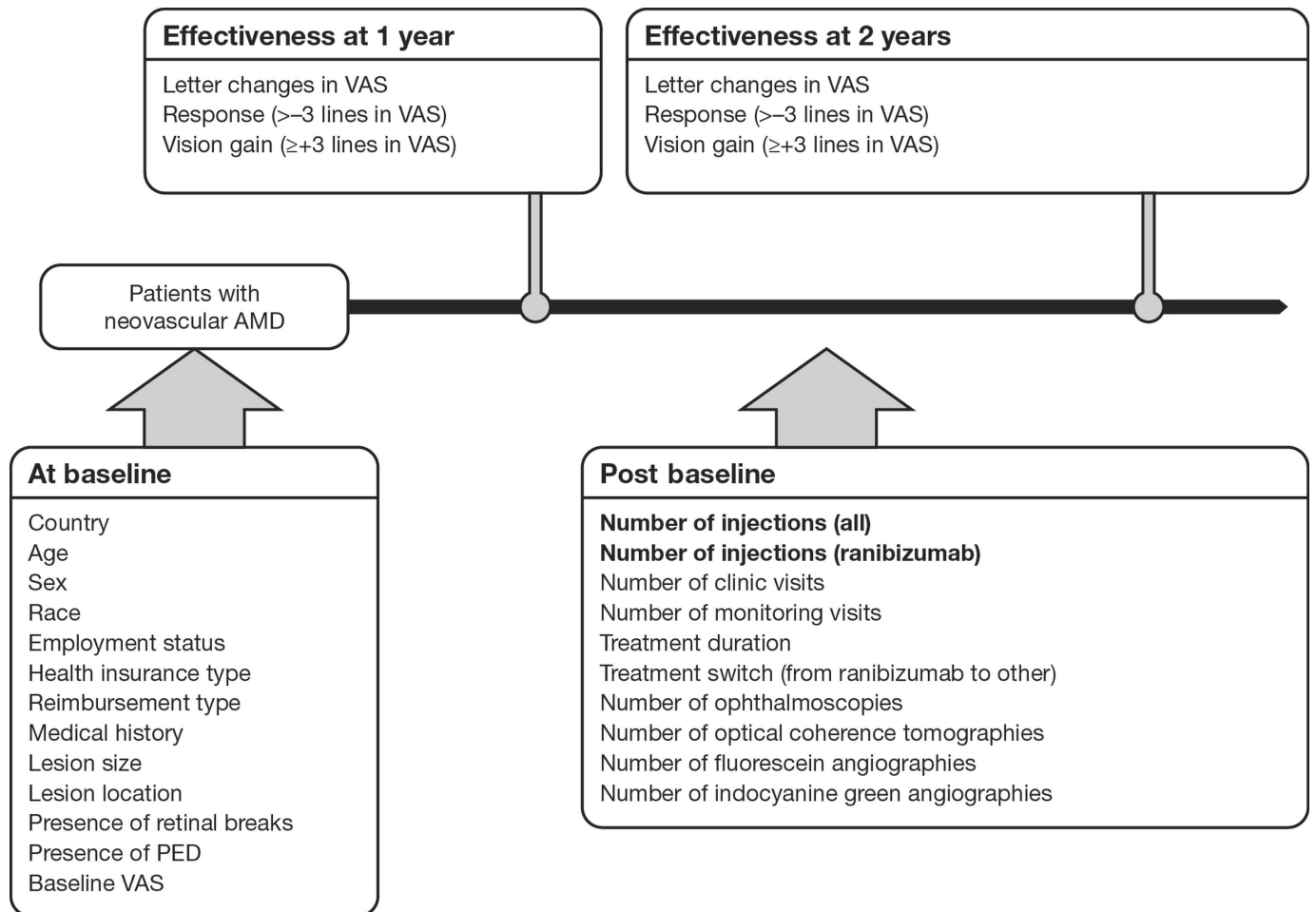


SUPPLEMENT

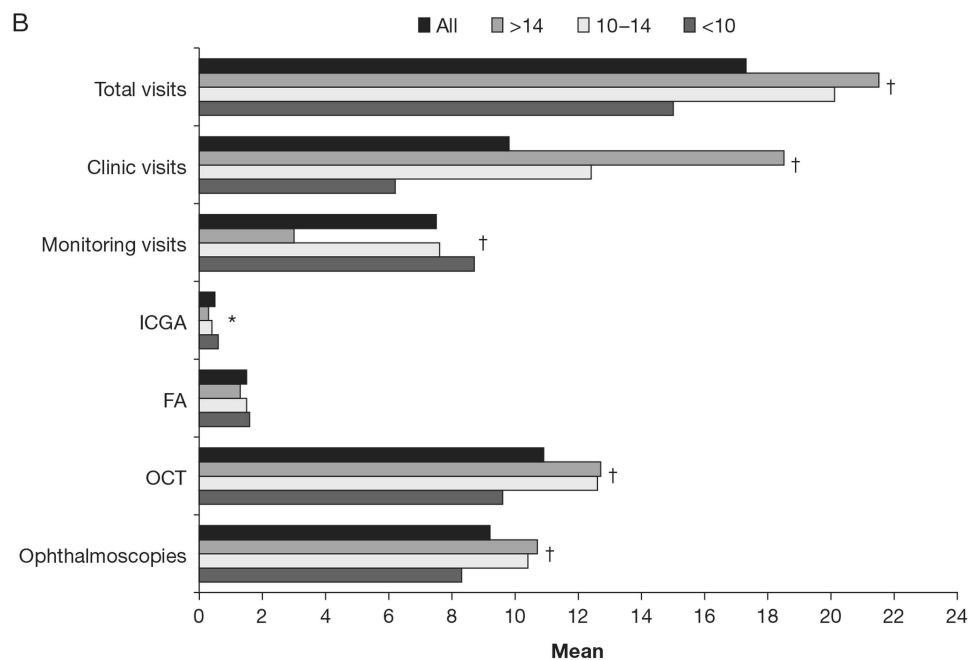
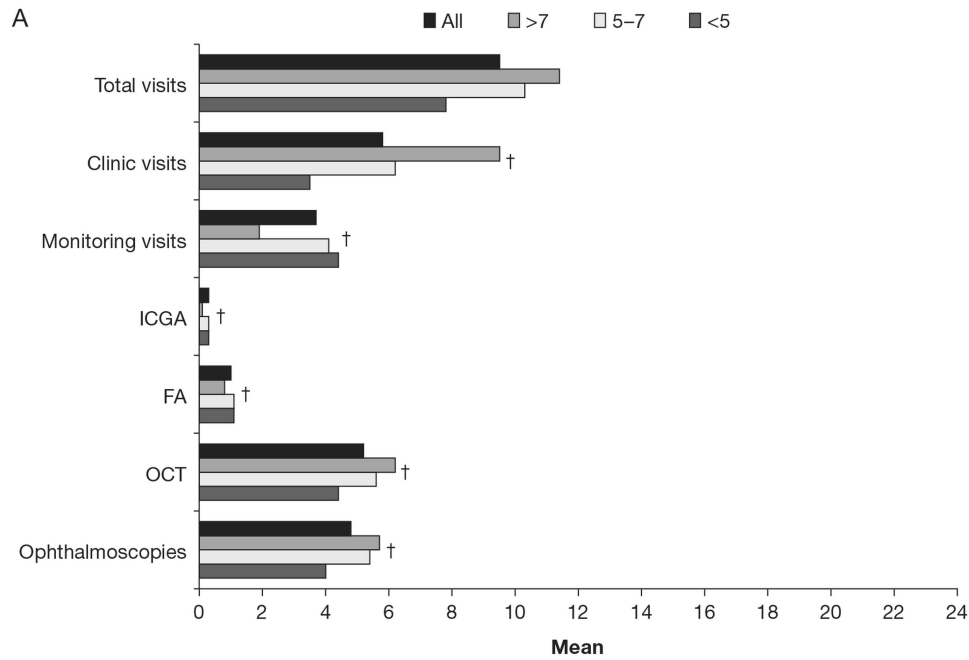
Supplement Figure 1 Association between candidate variables at baseline and postbaseline and effectiveness of ranibizumab in patients with neovascular AMD.

PED, pigment epithelial detachment; VAS, visual acuity score; AMD, age-related macular degeneration.



Supplement Figure 2 Resource utilisation for (A) year 1 and (B) year 2 completers according to number of ranibizumab injections received during year 1 (<5, 5–7, >7 injections) and over the 2-year period (<10, 10–14, >14 injections).

FA, fluorescein angiography; ICGA, indocyanine green angiography; OCT, optical coherence tomography. * $p < 0.05$; † $p < 0.001$ between groups (p -value was derived from analysis of variance for continuous variables and chi-squared test for categorical variables).



Supplement Table 1 AURA-derived data descriptions.

Variable	Type	Label	Values
SUBJIDN	Num	Patient identifier for the study, N	
SAF	Num	Safety analysis set	Data set definition
EFF	Num	Efficacy analysis set	Data set definition
EFF1Y	Num	First year completer (efficacy analysis set)	Data set definition
EFF2Y	Num	Second year completer (efficacy analysis set)	Data set definition
BET	Num	Both eyes treated (efficacy analysis set)	Data set definition
COUNTRY	Char/cat	Country	France / Germany / Canada / UK / Ireland / Italy / Netherlands / Venezuela
SEXN	Num/cat	Sex, N	1: Male / 2: Female
AGE_START	Num/cont	Age at start of therapy	
AGE_START_cat	Num/cat	Age at start of therapy (categories)	.: Missing / 1: <65 years / 2: ≥65 to <75 years / 3: ≥75 years
RACEALLN	Num/cat	Race, N	1: White / 2: Black / 3: Asian / 4: Other / 996: Not reported
EMPLOY	Num/cat	Employment status	1: Employed / 2: Self-employed / 3: Seeking work / 4: Retired / 5: Student / 6: Keeping house / 996: Not reported / 998: Other
insurance_public	Num/cat	Public insurance	.: Missing / 0: No / 1: Yes
insurance_private	Num/cat	Private insurance	.: Missing / 0: No / 1: Yes
insurance_no	Num/cat	No insurance	.: Missing / 0: No / 1: Yes
insurance_other	Num/cat	Other insurance	.: Missing / 0: No / 1: Yes
reimbursement_individual	Num/cat	Reimbursement granted individually for this patient and treatment occasion	.: Missing / 0: No / 1: Yes
reimbursement_national_standards	Num/cat	Reimbursement according to national standards	.: Missing / 0: No / 1: Yes
reimbursement_separate_contract	Num/cat	Separate contract	.: Missing / 0: No / 1: Yes
reimbursement_independently	Num/cat	Reimbursement granted for patient independently of how often treatment was provided	.: Missing / 0: No / 1: Yes
reimbursement_patient	Num/cat	Patient covers costs	.: Missing / 0: No / 1: Yes
reimbursement_unknown	Num/cat	Reimbursement unknown	.: Missing / 0: No / 1: Yes
reimbursement_other	Num/cat	Other reimbursement	.: Missing / 0: No / 1: Yes
STUDYEYE	Char/cat	Study eye	Right / Left
MHLAT	Char	Eye	Left / Right / Left and right
MHLATN	Num/cat	Location laterality, N	1: Right / 2: Left / 4: Left and right / 997: Not applicable

STUDYEYE	Char	Study eye	Right / Left
prior	Num/cat	Prior disease	.: Missing / 0: No / 1: Yes
conc	Num/cat	Concomitant disease	.: Missing / 0: No / 1: Yes
ocular	Num/cat	Ocular disease	.: Missing / 0: No / 1: Yes
studyeeyeNY	Num/cat	Ocular disease related to the study eye	.: Missing / 0: No / 1: Yes
window	Num/cat	Visit windowing	0: baseline 0.1: First year 0.2: Second year 1: Window 1 (30 days) 2: Window 2 (60 days) 3: Window 3 (90 days) 4: Window 4 (120 days) 5: Window 5 (150 days) 6: Window 6 (180 days) 7: Window 7 (210 days) 8: Window 8 (240 days) 9: Window 9 (270 days) 10: Window 10 (300 days) 11: Window 11 (330 days) 12: Window 12 (360 days) 13: Window 13 (390 days) 14: Window 14 (420 days) 15: Window 15 (450 days) 16: Window 16 (480 days) 17: Window 17 (510 days) 18: Window 18 (540 days) 19: Window 19 (570 days) 20: Window 20 (600 days) 21: Window 21 (630 days) 22: Window 22 (660 days) 23: Window 23 (690 days) 24: Window 24 (720 days) 25: Window 25 (750 days) 26: Window 26 (780 days) 27: Window 27 (810 days) 28: Window 28 (840 days) 29: Window 29 (870 days) 30: Window 30 (900 days) 31: Window 31 (930 days) 32: Window 32 (960 days) 33: Window 33 (990 days) 34: Window 34 (1020 days) 999: last visit
QSLAT	Char	Location laterality	
STUDYEYE	Char		Right / Left
Fraction	Char	Snellen acuity equivalent - smallest line	

FractionCoded	Num/cat	Snellen acuity equivalent - smallest line	1: 20 / 800 2: 20 / 640 3: 20 / 500 4: 20 / 400 5: 20 / 320 6: 20 / 250 7: 20 / 200 8: 20 / 160 9: 20 / 125 10: 20 / 100 11: 20 / 80 12: 20 / 63 13: 20 / 50 14: 20 / 40 15: 20 / 32 16: 20 / 25 17: 20 / 20 18: 20 / 16 19: 20 / 12.5 20: 20 / 10
FractionN	Num/cont	Decimal fraction - smallest line	
LogMAR	Num/cont	LogMAR	
LogMARCat	Num/cat	LogMAR in categories	1: <0 2: ≥0 to <0.1 3: ≥0.1 to <0.2 4: ≥0.2 to <0.3 5: ≥0.3 to <0.4 6: ≥0.4 to <0.5 7: ≥0.5 to <0.6 8: ≥0.6 to <0.7 9: ≥0.7 to <0.8 10: ≥0.8 to <0.9 11: ≥0.9 to <1.0 12: ≥1.0 to <1.1 13: ≥1.1 to <1.2 14: ≥1.2 to <1.3 15: ≥1.3 to <1.4 16: ≥1.4 to <1.5 17: ≥1.5 to <1.6 18: ≥1.6
VAS	Num/cont	Visual acuity final score	
VAS_cat	Num/cat	Visual acuity score in categories	.: Missing / 1: <35 letters /2: ≥35 to <50 letters / 3: ≥50 letters
BVA	Num/cat	Best visual acuity	1: Count fingers / 2: Hand motion / 3: Light perception / 4: No light perception
BVAE	Num/cat	Best visual acuity extended	0: Valid ETDRS assessment / 1: Count fingers / 2: Hand motion / 3: Light perception / 4: No light perception
VAS_diff	Num/cont	Difference to baseline of visual acuity final score	

VAS_diff_cat	Num/cat	Difference to baseline of visual acuity final score in categories	1: ≤ -6 lines / 2: > -6 lines to ≤ -3 lines / 3: > -3 lines to < +3 lines / 4: ≥ +3 lines to < +6 lines / 5: ≥ +6 lines
responder	Num/cat	Responder Y/N	0: Non-responder / 1: Responder
nr_visit	Num/cont	Number of visits	
nr_visit_360	Num/cont	Number of visits in the 1st year	
nr_visit_2nd_yr	Num/cont	Number of visits in the 2nd year	
nr_visit_720	Num/cont	Number of visits in full 2 years	
nr_visit_cat	Num/cat	Number of visits	.: Missing / 0: No visits / 1: 1 visit / 2: 2 visits / 3: 3 visits / ...
nr_visit_360_cat	Num/cat	Number of visits in the 1st year	.: Missing / 0: No visits / 1: 1 visit / 2: 2 visits / 3: 3 visits / ...
nr_visit_2nd_yr_cat	Num/cat	Number of visits in the 2nd year	.: Missing / 0: No visits / 1: 1 visit / 2: 2 visits / 3: 3 visits / ...
nr_visit_720_cat	Num/cat	Number of visits in full 2 years	.: Missing / 0: No visits / 1: 1 visit / 2: 2 visits / 3: 3 visits / ...
NR_MVISIT	Num/cont	Number of monitoring visits	
NR_MVISIT_360	Num/cont	Number of monitoring visits in the 1st year	
NR_MVISIT_2ND_YR	Num/cont	Number of monitoring visits in the 2nd year	
NR_MVISIT_720	Num/cont	Number of monitoring visits in full 2 years	
NR_MVISIT_CAT	Num/cat	Number of monitoring visits	.: Missing / 0: No visits / 1: 1 visit / 2: 2 visits / 3: 3 visits / ...
NR_MVISIT_360_CAT	Num/cat	Number of monitoring visits in the 1st year	.: Missing / 0: No visits / 1: 1 visit / 2: 2 visits / 3: 3 visits / ...
NR_MVISIT_2ND_YR_CAT	Num/cat	Number of monitoring visits in the 2nd year	.: Missing / 0: No visits / 1: 1 visit / 2: 2 visits / 3: 3 visits / ...
NR_MVISIT_720_CAT	Num/cat	Number of monitoring visits in full 2 years	.: Missing / 0: No visits / 1: 1 visit / 2: 2 visits / 3: 3 visits / ...
NR_CVISIT	Num/cont	Number of clinical visits	
NR_CVISIT_360	Num/cont	Number of clinical visits in the 1st year	
NR_CVISIT_2ND_YR	Num/cont	Number of clinical visits in the 2nd year	
NR_CVISIT_720	Num/cont	Number of clinical visits in full 2 years	
NR_CVISIT_CAT	Num/cat	Number of clinical visits	.: Missing / 0: No visits / 1: 1 visit / 2: 2 visits / 3: 3 visits / ...
NR_CVISIT_360_CAT	Num/cat	Number of clinical visits in the 1st year	.: Missing / 0: No visits / 1: 1 visit / 2: 2 visits / 3: 3 visits / ...
NR_CVISIT_2ND_YR_CAT	Num/cat	Number of clinical visits in the 2nd year	.: Missing / 0: No visits / 1: 1 visit / 2: 2 visits / 3: 3 visits / ...

NR_CVISIT_720_CAT	Num/cat	Number of clinical visits in full 2 years	.: Missing / 0: No visits / 1: 1 visit / 2: 2 visits / 3: 3 visits / ...
treatment_strat	Num/cat	Type of anti-VEGF treatment	1: Ranibizumab / 2: Bevacizumab / 3: Pegaptanib / 4: Total
nr_inject	Num/cont	Number of injections	
nr_inject_360	Num/cont	Number of injections in the 1st year	
nr_inject_2nd_yr	Num/cont	Number of injections in the 2nd year	
nr_inject_720	Num/cont	Number of injections in full 2 years	
nr_inject_cat	Num/cat	Number of injections	.: Missing / 0: No injections / 1: 1 injection / 2: 2 injections / 3: 3 injections /
nr_inject_360_cat	Num/cat	Number of injections in the 1st year	.: Missing / 0: No injections / 1: 1 injection / 2: 2 injections / 3: 3 injections /
nr_inject_2nd_yr_cat	Num/cat	Number of injections in the 2nd year	.: Missing / 0: No injections / 1: 1 injection / 2: 2 injections / 3: 3 injections /
nr_inject_720_cat	Num/cat	Number of injections in full 2 years	.: Missing / 0: No injections / 1: 1 injection / 2: 2 injections / 3: 3 injections /
tme_dia2inj	Num/cont	Time from diagnosis to start of treatment	
tme_switch	Num/cont	Time from start of treatment to first treatment switch	
tme_blind	Num/cont	Time from start of treatment to first occurrence of legal blindness	
tme_blind_no_imp	Num/cont	Time from start of treatment to first legal blindness without later improvement	
trt_dur	Num/cont	Treatment duration	
tme_study	Num/cont	Time in study	
CNV_cat_strat	Num/cat	Baseline lesion type	.: Missing / 1: No CNV / 2: Classic CNV / 3: Classic and occult / 4: Occult / 5: Disciform scar
CNVLOC	Num/cat	FA - location of CNV	1: Subfoveal / 2: Juxtafoveal / 3: Extrafoveal / 992: Unknown
nr_trtchg_cat_strat	Num/cat	Patients that only took ranibizumab versus patients who changed	.: Missing / 0: Only ranibizumab / 1: Patients who switched
retinal_break_cat_strat	Num/cat	Baseline presence of retinal breaks	.: Missing / 0: No / 1: Yes
PED_strat	Num/cat	Baseline presence of PED	.: Missing / 0: No / 1: Yes
nr_OPHT	Num/cont	Number of ophthalmoscopies	

nr_OPHT_360	Num/cont	Number of ophthalmoscopies in the 1st year	
nr_OPHT_2nd_yr	Num/cont	Number of ophthalmoscopies in the 2nd year	
nr_OPHT_720	Num/cont	Number of ophthalmoscopies in full 2 years	
nr_OPHT_cat	Num/cat	Number of ophthalmoscopies	.: Missing / 0: No ophthalmoscopies / 1: 1 ophthalmoscopy / 2: 2 ophthalmoscopies / 3: 3 ophthalmoscopies /....
nr_OPHT_360_cat	Num/cat	Number of ophthalmoscopies in the 1st year	.: Missing / 0: No ophthalmoscopies / 1: 1 ophthalmoscopy / 2: 2 ophthalmoscopies / 3: 3 ophthalmoscopies /....
nr_OPHT_2nd_yr_cat	Num/cat	Number of ophthalmoscopies in the 2nd year	.: Missing / 0: No ophthalmoscopies / 1: 1 ophthalmoscopy / 2: 2 ophthalmoscopies / 3: 3 ophthalmoscopies
nr_OPHT_720_cat	Num/cat	Number of ophthalmoscopies in full 2 years	.: Missing / 0: No ophthalmoscopies / 1: 1 ophthalmoscopy / 2: 2 ophthalmoscopies / 3: 3 ophthalmoscopies /....
nr_OCT	Num/cont	Number of OCTs	
nr_OCT_360	Num/cont	Number of OCTs in the 1st year	
nr_OCT_2nd_yr	Num/cont	Number of OCTs in the 2nd year	
nr_OCT_720	Num/cont	Number of OCTs in full 2 years	
nr_OCT_cat	Num/cat	Number of OCTs	.: Missing / 0: No OCTs / 1: 1 OCT / 2: 2 OCTs / 3: 3 OCTs /....
nr_OCT_360_cat	Num/cat	Number of OCTs in the 1st year	.: Missing / 0: No OCTs / 1: 1 OCT / 2: 2 OCTs / 3: 3 OCTs /....
nr_OCT_2nd_yr_cat	Num/cat	Number of OCTs in the 2nd year	.: Missing / 0: No OCTs / 1: 1 OCT / 2: 2 OCTs / 3: 3 OCTs /....
nr_OCT_720_cat	Num/cat	Number of OCTs in full 2 years	.: Missing / 0: No OCTs / 1: 1 OCT / 2: 2 OCTs / 3: 3 OCTs /....
nr_FA	Num/cont	Number of FAs	
nr_FA_360	Num/cont	Number of FAs in the 1st year	
nr_FA_2nd_yr	Num/cont	Number of FAs in the 2nd year	
nr_FA_720	Num/cont	Number of FAs in full 2 years	
nr_FA_cat	Num/cat	Number of FAs	.: Missing / 0: No FA / 1: 1 FA / 2: 2 FAs / 3: 3 FAs /....

nr_FA_360_cat	Num/cat	Number of FAs in the 1st year	.: Missing / 0: No FA / 1: 1 FA / 2: 2 FAs / 3: 3 FAs /....
nr_FA_2nd_yr_cat	Num/cat	Number of FAs in the 2nd year	.: Missing / 0: No FA / 1: 1 FA / 2: 2 FAs / 3: 3 FAs /....
nr_FA_720_cat	Num/cat	Number of FAs in full 2 years	.: Missing / 0: No FA / 1: 1 FA / 2: 2 FAs / 3: 3 FAs /....
nr_ICG	Num/cont	Number of ICGs	
nr_ICG_360	Num/cont	Number of ICGs in the 1st year	
nr_ICG_2nd_yr	Num/cont	Number of ICGs in the 2nd year	
nr_ICG_720	Num/cont	Number of ICGs in full 2 years	
nr_ICG_cat	Num/cat	Number of ICGs	.: Missing / 0: No ICG / 1: 1 ICG / 2: 2 ICG / 3: 3 ICG
nr_ICG_360_cat	Num/cat	Number of ICGs in the 1st year	.: Missing / 0: No ICG / 1: 1 ICG / 2: 2 ICG / 3: 3 ICG
nr_ICG_2nd_yr_cat	Num/cat	Number of ICGs in the 2nd year	.: Missing / 0: No ICG / 1: 1 ICG / 2: 2 ICG / 3: 3 ICG /....
nr_ICG_720_cat	Num/cat	Number of ICGs in full 2 years	.: Missing / 0: No ICG / 1: 1 ICG / 2: 2 ICG / 3: 3 ICG /....

Cat, categorical; char, character; CNV, choroidal neovascularization; cont, continuous; ETDRS, Early Treatment Diabetic Retinopathy Study; FA, fluorescein angiography; IGA, indocyanine green angiography; logMar, logarithm of the minimum angle of resolution; NUM, number; OCT, optical coherence tomography; PED, pigment epithelium detachment; VEGF, vascular endothelial growth factor.