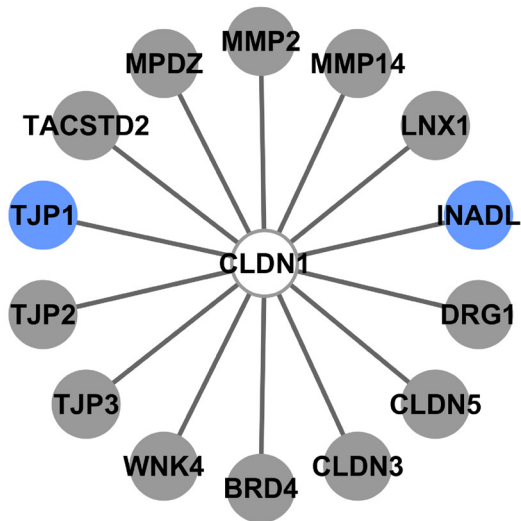
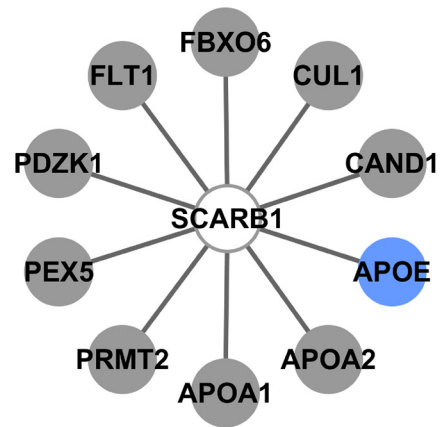


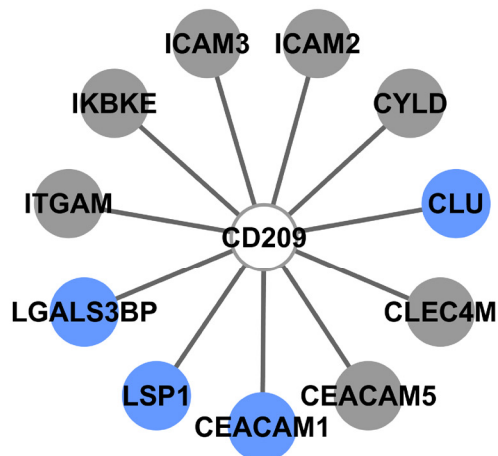
A. CLDN1



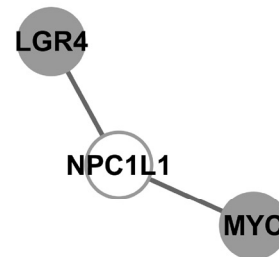
B. SCARB1



C. CD209



D. NPC1L1



**S4 Fig. Four known entry factors (white nodes) of HCV infection not identified in this work. (A) CLDN1; (B) SCARB1; (C) CD209; (D) NPC1L1. Blue nodes are VIP<sub>Sindirect</sub>; gray nodes are not VIPs. The connections between the nodes represent physical interactions extracted from HIPPIE (Schaefer et al. (2012) *PLoS ONE*, 7(2), e31826).**