Zhu_Supplemental Fig S6.

A

Mouse *Lbr* gene locus:

ATG sgRNA #1 exon2 F R exon3 sgRNA #2

Splice donor

Wt

CTCTACACTGTAAAATACAAAGATGGCACCGAACTGGAACTGAAGGAGAGTGATATCAAGGTGAGTATGTCTGCCTTCGT

CTCTCCCTCTCGACGCCGTGGCAGCCGCAGCCGCAGCCGCTCAAGATCACGTTCCCGATCCCCGGGCAGAGCACCGAAAGGC

B

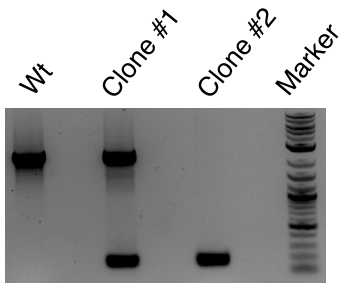

C

Clone #1

CTCTACACTGTAAAATACAAAGATG ----------TCTGCCTTCGT

CTCTACACTGTAAAATACAAAGATG----------GCACCGAAAGGC

Clone #2

CTCTACACTGTAAAATG----------CCCGATCCCCGGGCAGAGCACCGAAAGGC

CTCTACACTGTAAAATG----------CCCGATCCCCGGGCAGAGCACCGAAAGGC

Clone #1

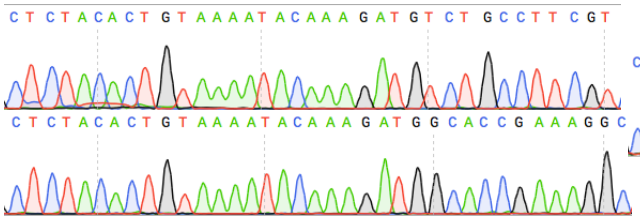

Clone #2

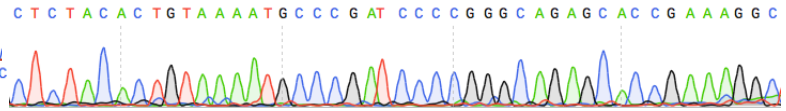

D

Wt Neu

Lbr $^{-/-}$ Neu

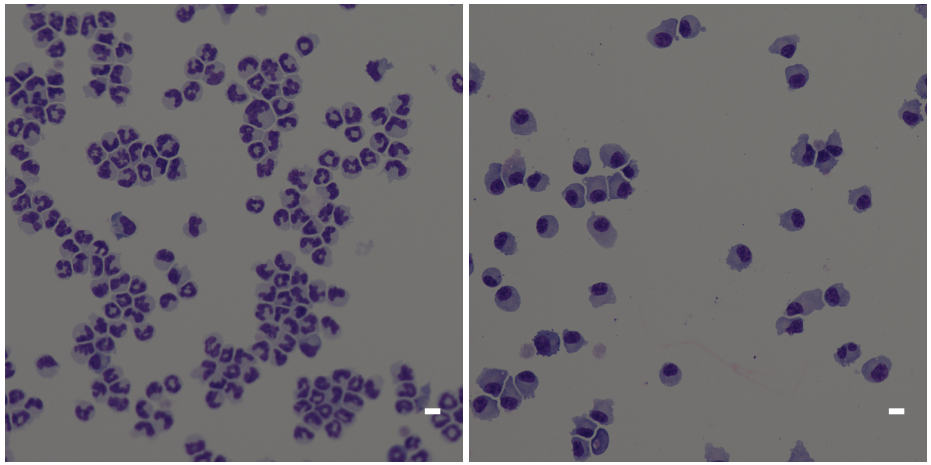

Giemsa stain

E

Wt Neu

Lbr $^{-/-}$ Neu

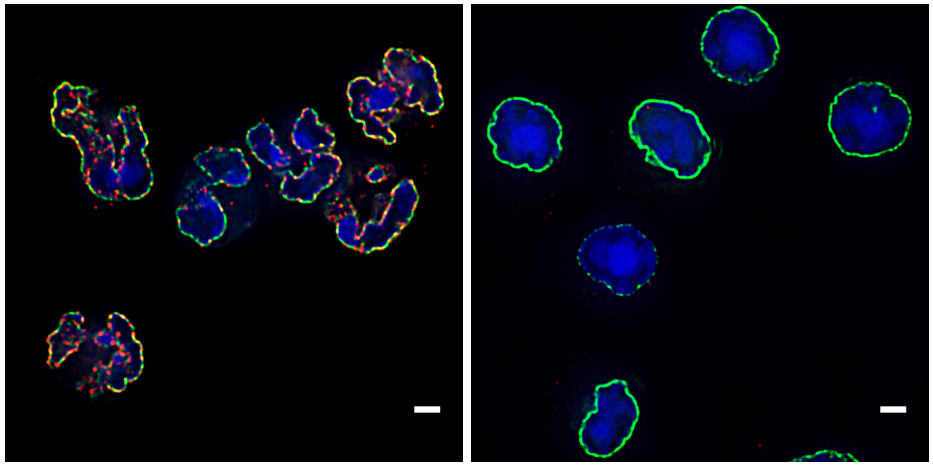

Lamin B1 LBR DAPI

Section View