

Enrolment baseline

Study ID (Initials of the hospital and MRN)

Study ID (Hospital Initials and MRN)

Date of enrollment

(YYYY-MM-DD)

Upload the patient's consent form

CONTACT INFORMATION & DEMOGRAPHIC DATA

First Name

Father's Name

Address (Region, Wereda, Kebele)

Phone number

Date of birth

Child's age at enrollment (years)

(age at enrollment in years)

What is the family size?

What is the average monthly income for the family?

Does the family have external support?

- Yes
 No

If the family has external support, what source is it?

- Government
 NGO
 Charity
 Other

What is the occupation of the caregivers?

- Farmers
 Jobless
 Government Employees
 Merchants
 Daily Laborers
 Other

What is the educational status of the mother?

- Didn't attend School
 Attended some school, didn't complete primary
 Read/Write, no formal school
 Completed Primary Education
 Completed Secondary Education
 Completed Tertiary Education

What is the educational status of the Father?

- Didn't attend School
 Attended some school, didn't complete primary
 Read/Write, no formal school
 Completed Primary Education
 Completed Secondary Education
 Completed Tertiary Education

Are you worried about stigma and discrimination at your locality because of HIV?

- Yes
 No

Are there other siblings who have HIV?

- Yes
 No

Are there other siblings who died of HIV?

- Yes
 No

Date of HIV diagnosis of the child

Was DNA PCR done?

- Yes
 No

What was the DNA PCR result?

- Positive
 Negative
 Unknown

What was the mode of feeding during early childhood?

- Exclusive breast feeding for 6 months then complementary
 Exclusive Formula Feeding
 Mixed
 I don't remember/don't know

Ethnicity

- Amhara Oromo Sidama Wolaita Tigray Gurage Silte Gamo
 Other

If other for the above question, describe.

What is the sex of the child?

- Female
 Male

CLINICAL CONDITION

Height

_____ (height/length in cm (xxx,x cm))

Weight

_____ (xx,x kilograms)

Mid upper arm circumference

BMI

Head Circumference (up to 5 years)

_____ (xx,x cm)

Pitting Edema

- Yes
 No

Hair change (reddish/greyish, sparse, plaquable)

- Yes
 No

Visible severe wasting

- Yes
 No

Kwashiorkor Dermatitis

- Yes
 No

Did the child take ART prophylaxis immediately after birth?

- Yes
 No
 Unknown

What was given?

For how long did s/he take the prophylaxis?

CHILD ART INFO

When was ART initiated (date)?

What was the age of the child at ART initiation?

What is the ART regimen?

- AZT, 3TC, EFV
 AZT, 3TC, NVP
 D4T, 3TC, EFV
 D4T, 3TC, NVP
 TDF, 3TC, EFV/NVP
 AZT/D4T, 3TC, PI
 ABC, 3TC, NVP/EFV/PI

WHO stage at ART start (from record/card)

- WHO Stage 1
 WHO Stage 2
 WHO Stage 3
 WHO Stage 4

What was the CD4 Percent at Initiation ?

What was the absolute CD4 count at initiation?

Was Viral Load done at Initiation or before?

- Yes
 No

If Viral Load was done, what was the value?

How long after diagnosis was ART initiated?

Duration on ART (in months)

Was there any substitution of ART drugs?

- Yes
 No

What was the substitution that was done?

What was the reason for substitution?

- Toxicity and drug side effects
 Tuberculosis Co-infection
 National Guideline Change
 Other

If other for the above question, describe.

CAREGIVER INFO

Who is the caregiver for the child/ who is the child living with?

- Mother and Father
- Mother
- Father
- Relative or Sibling
- Foster care
- Grandmother
- Other

Describe if 'other' for the above question:

Are biological parents alive?

- Yes both alive
- Yes- only mother alive
- Yes- only father alive
- No, both died

Is the caregiver HIV positive?

- Yes
- No

Are caregivers on HIV care follow up?

- Yes
- No
- Unknown

Is caregiver on ART?

- Yes
- No

What is the ART regimen that the caregiver is taking?

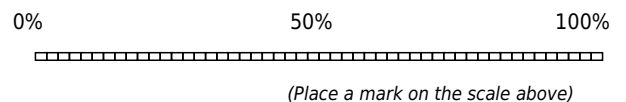
Was the mother taking prophylaxis during pregnancy?

- Yes
- No
- Unknown

If yes, what was she taking (please check with the mothers records)?

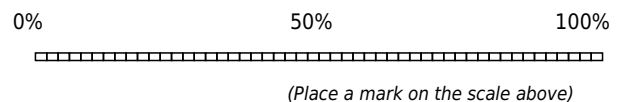
What is the level of adherence of the caregiver to care and treatment?

0% means they have taken none
50% means they have taken half
100% means they have taken every single dose



Ask the patient: over the past month, how often has your child taken their HIV medication?

0% means they have taken none
50% means they have taken half
100% means they have taken every single dose



How many doses of their HIV medication has your child missed over the past week?

Is the child currently prescribed PCP prophylaxis (bactrim/dapson)?

- Yes
- No


Over the past month, how often have you taken your PCP prophylaxis?

0% means they have taken none

50% means they have taken half

100% means they have taken every single dose

0% 50% 100%



(Place a mark on the scale above)

How many doses of their PCP prophylaxis has your child missed over the last week?

If caregiver is on ART, was he/she diagnosed to have treatment failure at some point? (please check records if needed)

- Yes
 No
 Unknown

TUBERCULOSIS INFORMATION

Was the child diagnosed for TB previously?

- Yes
 No

What was the mode diagnosis of TB?

- Symptoms only
 Symptoms and CXR
 CXR only
 Sputum positive
 gene-expert
 other

Has the child taken INH prophylaxis?

- Yes
 No

Was there TB treatment before initiation of ART?

- Yes
 No

What type of TB was diagnosed?

- Pulmonary
 Disseminated TB
 Lymphnode TB
 CNS TB
 Pleural TB
 Other

HOSPITALIZATION

Was the child hospitalized in the past?

- Yes
 No

If s/he was hospitalized, what was the reason for hospitalization? (be specific)

If s/he was hospitalized, How many times?

DRUG SIDE-EFFECTS (only document yes, if the symptoms appear after initiation of ART and clinicians ascribe it to the drugs)

- Skin Rash Yes
 No
- Nausea or vomiting Yes
 No
- feeling generally unwell or extremely tired Yes
 No
- muscle or joint ache Yes
 No
- swelling of the eye, lips, mouth or face Yes
 No
- yellowing of the skin or eyes Yes
 No
- Dark urine Yes
 No
- Lipodystrophy Yes
 No
- Lipid abnormalities and the heart Yes
 No
- Anemia Yes
 No
- Appetite loss Yes
 No
- stomach pain Yes
 No
- bloating Yes
 No
- Insulin resistance and diabetes Yes
 No
- Insomnia Yes
 No
- Dizziness, confusion, and sleeping problems Yes
 No
- Kidney damage (nephrotoxicity) Yes
 No
- Lactic acidosis Yes
 No
- Liver damage (hepatotoxicity) Yes
 No
- Pancreas damage (pancreatitis) Yes
 No

- Peripheral neuropathy (nerve damage) Yes
 No
- Diarrhoea Yes
 No
- Headache Yes
 No
- osteoporis, osteopenia Yes
 No
- Thrombocytopenia Yes
 No

OPPORTUNISTIC INFECTIONS (for this section, use the chart record for the past 6 months as a reference - indicate if the patient has had any of the effects or symptoms at any time in the past 6 months)

- Asymptomatic Yes
 No
- Unexplained persistent hepatosplenomegaly Yes
 No
- Persistent generalised lymphadenopathy Yes
 No
- Recurrent or chronic upper respiratory tract infections (otitis media, otorrhoea, sinusitis, tonsillitis) Yes
 No
- Herpes zoster Yes
 No
- Linear gingival erythema Yes
 No
- Recurrent oral ulceration Yes
 No
- Papular pruritic eruption Yes
 No
- Fungal nail infections Yes
 No
- Extensive wart virus infection Yes
 No
- Extensive molluscum contagiosum Yes
 No
- Unexplained persistent parotid enlargement Yes
 No
- Unexplained moderate malnutrition not adequately responding to standard therapy Yes
 No
- Unexplained persistent diarrhea (14 days or more) Yes
 No

- Unexplained persistent fever (above 37.5C, intermittent or constant, for longer than one 1 month) Yes
 No
- Persistent oral candidiasis (after first 6 weeks of life) Yes
 No
- Oral hairy leukoplakia Yes
 No
- Lymph node tuberculosis True
 False
- Pulmonary tuberculosis True
 False
- Severe recurrent bacterial pneumonia True
 False
- Acute necrotizing ulcerative gingivitis or periodontitis True
 False
- Unexplained anemia True
 False
- Symptomatic lymphoid interstitial pneumonitis (defined as a syndrome of fever, cough, and dyspnea, with bibasilar pulmonary infiltrates consisting of dense interstitial accumulations of lymphocytes and plasma cells) True
 False
- Chronic HIV-associated lung disease, including bronchiectasis True
 False
- Unexplained severe wasting, stunting or severe malnutrition not responding to standard therapy True
 False
- Pneumocystis (jirovecii) pneumonia True
 False
- Recurrent severe bacterial infections (such as empyema, pyomyositis, bone or joint infection, meningitis, but excluding pneumonia) True
 False
- Chronic herpes simplex infection (orolabial or cutaneous of more than 1 month's duration or visceral at any site) True
 False
- Oesophageal candidiasis (or candidiasis of trachea, bronchi or lungs) True
 False
- Extrapulmonary tuberculosis True
 False
- Kaposi sarcoma True
 False
- Cytomegalovirus infection (retinitis or infection of other organs with onset at age more than 1 month) True
 False

- Central nervous system toxoplasmosis (after the neonatal period) True
 False
- HIV encephalopathy True
 False
- Extrapulmonary cryptococcosis, including meningitis True
 False
- Disseminated nontuberculous mycobacterial infection True
 False
- Progressive multifocal leukoencephalopathy True
 False
- Chronic cryptosporidiosis (with diarrhoea) True
 False
- Chronic isosporiasis True
 False
- Disseminated endemic mycosis (extrapulmonary histoplasmosis, coccidioidomycosis, penicilliosis) True
 False
- Lymphoma (cerebral or B-cell non-Hodgkin) True
 False
- HIV-associated nephropathy or cardiomyopathy True
 False

BASELINE LABS

- Viral Load_Baseline _____
- Absolute CD4 count at Baseline _____
(The CD4 at Baseline)
- CD4 percent at baseline _____
- CD8 count _____
- CD4/CD8 Ratio _____
- White Cell Count _____
- Total Lymphocyte Count _____
- Hemoglobin _____
- Platelet Count _____
- Hepatitis B virus surface antigen Positive
 Negative
- HCV antibody? Positive
 Negative
- Stool Examination _____

Urine Analysis

- Normal
- Hematuria (RBC positive)
- Trace proteinuria
- Proteinuria +1 and above
- Pyuria seen

Creatinine

BUN

SGOT

SGPT

WHO Stage

- WHO stage 1
- WHO stage 2
- WHO stage 3
- WHO stage 4

DISCLOSURE

Has the child's HIV status been disclosed to them?

- Yes
- No

Has the caregiver disclosed their HIV status to anyone?

- Yes
- No

Whom did the caregiver disclose to?

- partner
- relatives
- their child