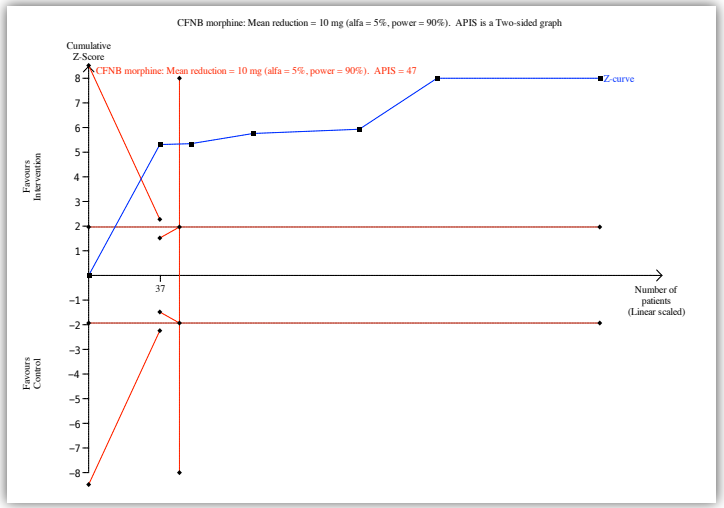
CFNB morphine: Mean reduction = 10 mg (alfa = 5%, power = 90%). APIS is a Two-sided graph
Cumulative Z-Score
CFNB morphine: Mean reduction = 10 mg (alfa = 5%, power = 90%). APIS = 47
Z-curve
Favours Intervention
Favours Control
37
Number of patients (Linear scaled)

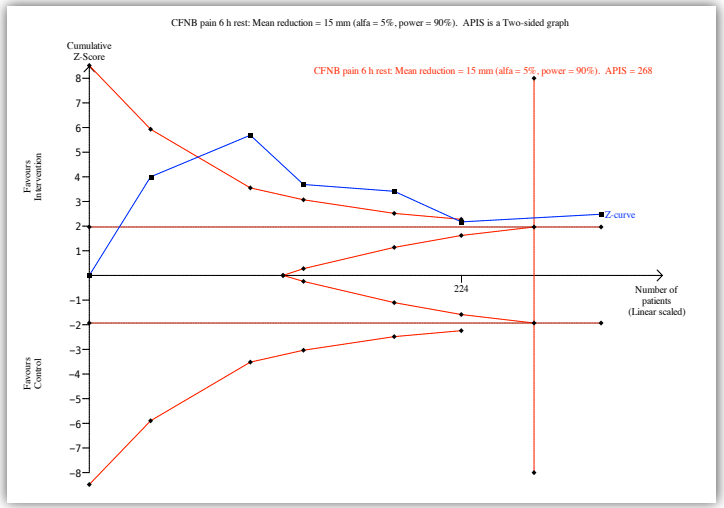
CFNB pain 6 h rest: Mean reduction = 15 mm (alfa = 5%, power = 90%). APIS is a Two-sided graph
Cumulative Z-Score
CFNB pain 6 h rest: Mean reduction = 15 mm (alfa = 5%, power = 90%). APIS = 268
Z-curve
Favours Intervention
Favours Control
224
Number of patients (Linear scaled)

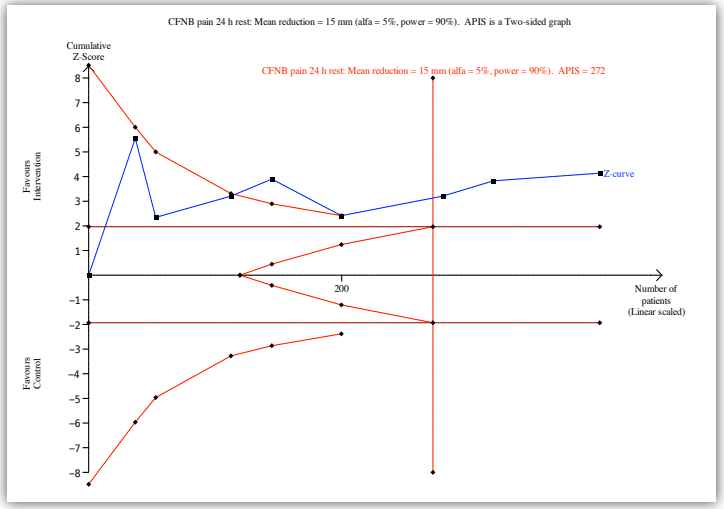
CFNB pain 24 h rest: Mean reduction = 15 mm (alfa = 5%, power = 90%). APIS is a Two-sided graph
Cumulative Z-Score
CFNB pain 24 h rest: Mean reduction = 15 mm (alfa = 5%, power = 90%). APIS = 272
Z-curve
Favours Intervention
Favours Control
200
Number of patients (Linear scaled)

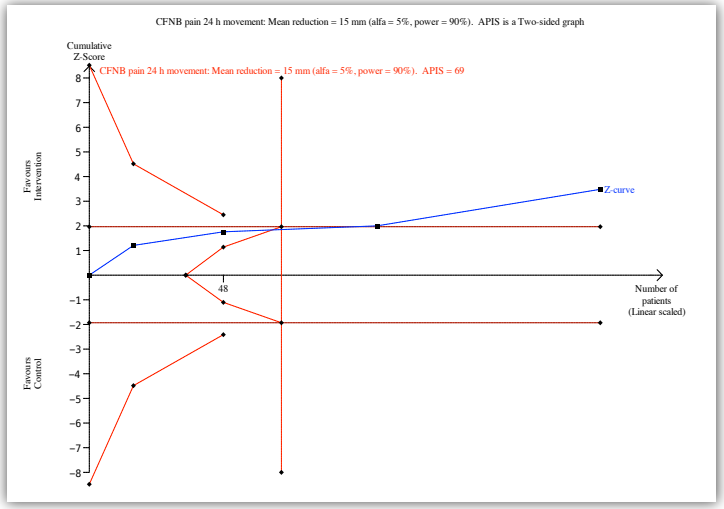
CFNB pain 24 h movement: Mean reduction = 15 mm (alfa = 5%, power = 90%). APIS is a Two-sided graph
Cumulative Z-Score
CFNB pain 24 h movement: Mean reduction = 15 mm (alfa = 5%, power = 90%). APIS = 69
Z-curve
Favours Intervention
Favours Control
48
Number of patients (Linear scaled)