



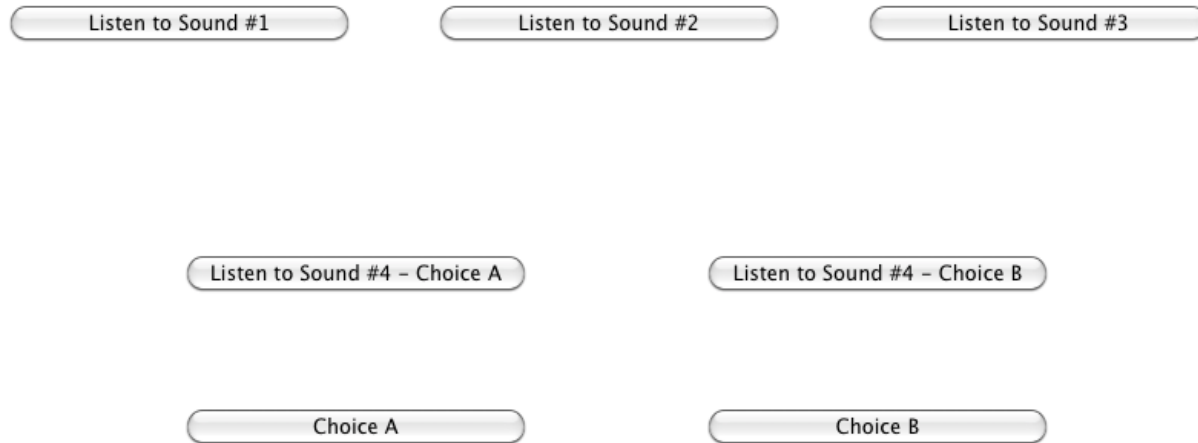
universität
wien

Experiment Information

Experiment information

- This is an experiment about auditory perception. It will be composed of 24 trials.
- On each trial, you will be presented with four sounds composed of sequences of tones. Listen very carefully to these sequences of tones.

Trial example



Several buttons will be displayed on the screen. You can left-click these buttons in order to listen to the sounds.

Trial example

The interface consists of several buttons arranged in three rows. The top row has three buttons: 'Listen to Sound #1' (highlighted with a green border and a speaker icon below it), 'Listen to Sound #2', and 'Listen to Sound #3'. The middle row has two buttons: 'Listen to Sound #4 - Choice A' and 'Listen to Sound #4 - Choice B'. The bottom row has two buttons: 'Choice A' and 'Choice B'. All buttons are light gray with rounded corners and a subtle gradient.

This is Sound #1!

Trial example




This is Sound #2!

Trial example

Listen to Sound #1 Listen to Sound #2 Listen to Sound #3

Listen to Sound #4 - Choice A Listen to Sound #4 - Choice B

Choice A Choice B

A speaker icon is located to the right of the 'Listen to Sound #3' button, indicating that audio content is associated with this button.

This is Sound #3!

Trial example

Listen to Sound #1

Listen to Sound #2

Listen to Sound #3

Listen to Sound #4 - Choice A

Listen to Sound #4 - Choice B

Choice A

Choice B

After listening to the first three sounds,
try to imagine how 'Sound #4' would be like.
Try to play it in your mind.
If needed, listen to the previous sounds again.

Trial example

Listen to Sound #1

Listen to Sound #2

Listen to Sound #3

Listen to Sound #4 - Choice A

Listen to Sound #4 - Choice B

Choice A

Choice B


Now listen to 'Sound #4 – Choice A' and
'Sound #4 – Choice B'.

Trial example

Listen to Sound #1 Listen to Sound #2 Listen to Sound #3

Listen to Sound #4 - Choice A Listen to Sound #4 - Choice B

Choice A Choice B



The image shows a trial interface with several buttons. At the top, there are three buttons labeled 'Listen to Sound #1', 'Listen to Sound #2', and 'Listen to Sound #3'. Below these, there are two buttons for 'Listen to Sound #4 - Choice A' and 'Listen to Sound #4 - Choice B'. The 'Listen to Sound #4 - Choice A' button is highlighted with a green border. Below these buttons are two more buttons labeled 'Choice A' and 'Choice B'. A speaker icon is located below the 'Listen to Sound #4 - Choice A' button.


Sound #4 – Choice A!

Trial example

Listen to Sound #1 Listen to Sound #2 Listen to Sound #3

Listen to Sound #4 - Choice A Listen to Sound #4 - Choice B

Choice A Choice B

A speaker icon is located below the 'Listen to Sound #4 - Choice B' button, indicating that there is audio content associated with this choice.

Sound #4 – Choice B!

Trial example

Listen to Sound #1

Listen to Sound #2

Listen to Sound #3

Listen to Sound #4 - Choice A

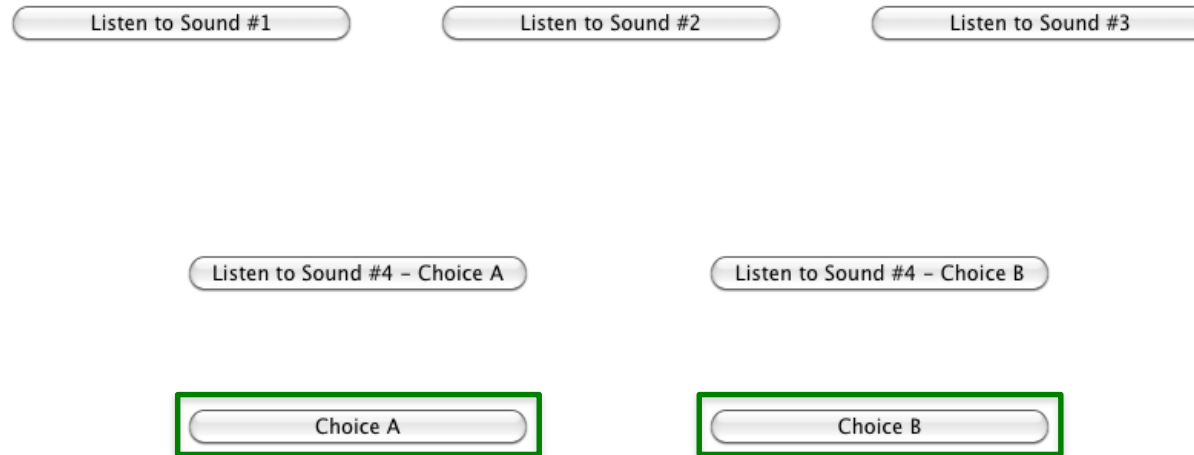
Listen to Sound #4 - Choice B

Choice A

Choice B

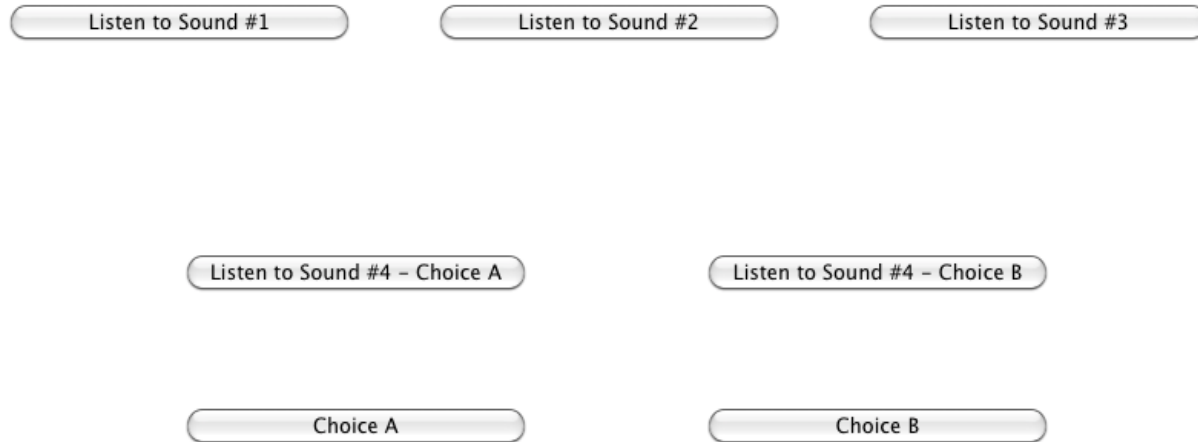
Which of the two sounds correctly continues Sound #1,
2 and 3? Which is the correct Sound #4?
Choice A or Choice B?

Trial example



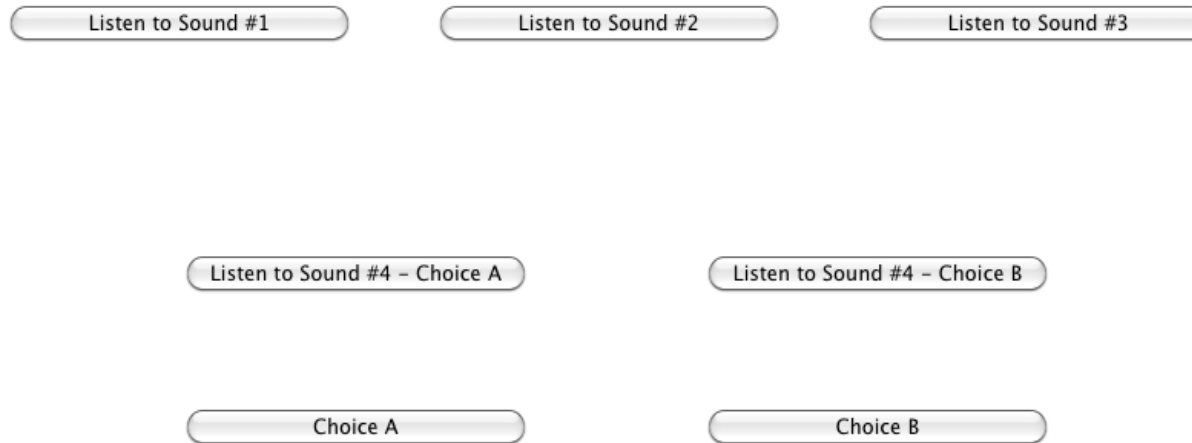
Present your choice by left-clicking the corresponding button. Listen to both choices very carefully before making your decision, and try not to answer until you feel confident about your choice.

Trial example



Choice A and Choice B are always different.
If it is not clear how they are different, or which one is the correct answer, please repeat the listening.
We encourage you to listen to all sounds as many times as you need.

Trial example



At the beginning of each trial, sounds #1, #2, #3 will be played automatically. After the automatic play of these sounds, you can then click the buttons to repeat the listening of each sound.

Experiment information

- Before the experiment, you will be given a training session, composed of 24 trials.
- In this training you will be presented with a sound #1, which is composed of a sequence of tones. You will be asked to determine which of two alternatives (A or B) correctly continues sound #1.

Any questions?
Ready to go?

