

Risk Assessment in Acute Non-Variceal Upper GI Bleeding: The AIMS65 Score in Comparison to the Glasgow-Blatchford Score in a Scottish Population.

Online Supplementary Data

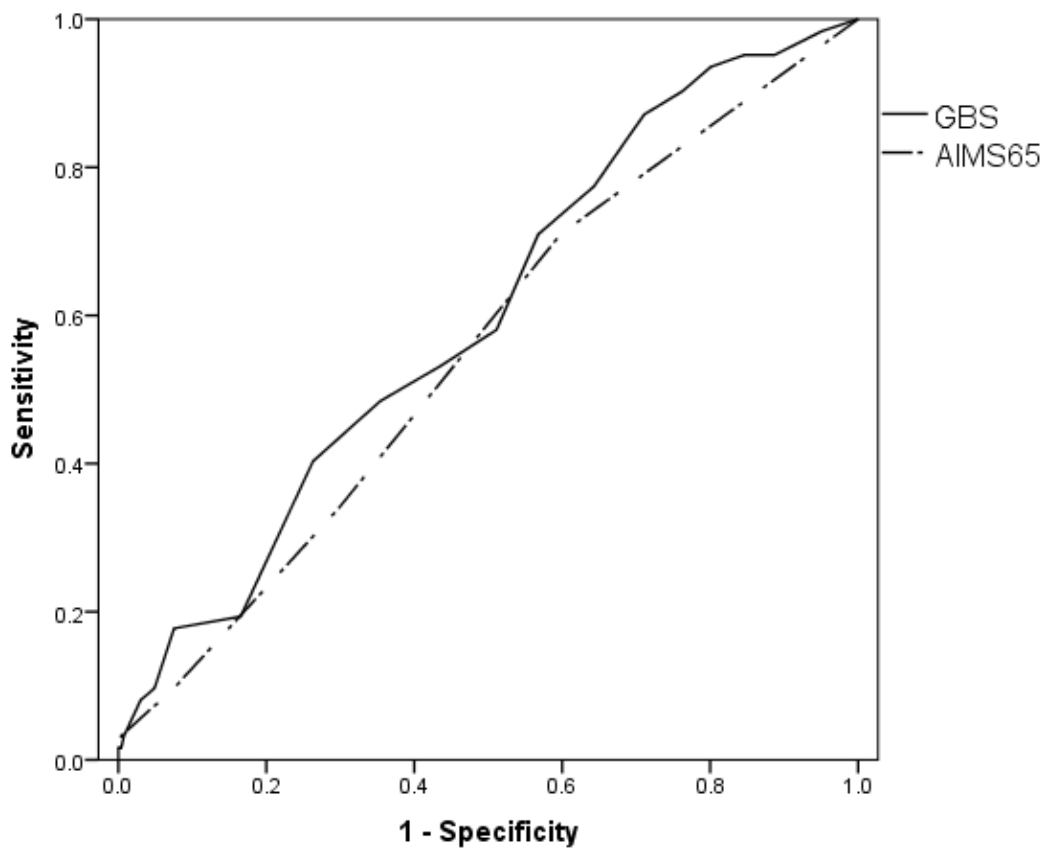
Explanatory table of diagnoses used for identifying patients

International Classification of Disease 10 code	Diagnosis
K22.6	Gastro-oesophageal laceration haemorrhage syndrome
K25.0	Gastric ulcer, acute with haemorrhage
K25.2	Gastric ulcer, acute with both haemorrhage and perforation
K25.4	Gastric ulcer, chronic or unspecified with haemorrhage
K25.6	Gastric ulcer, chronic or unspecified with both haemorrhage and perforation
K26.0	Duodenal ulcer, acute with haemorrhage
K26.2	Duodenal ulcer, acute with both haemorrhage and perforation

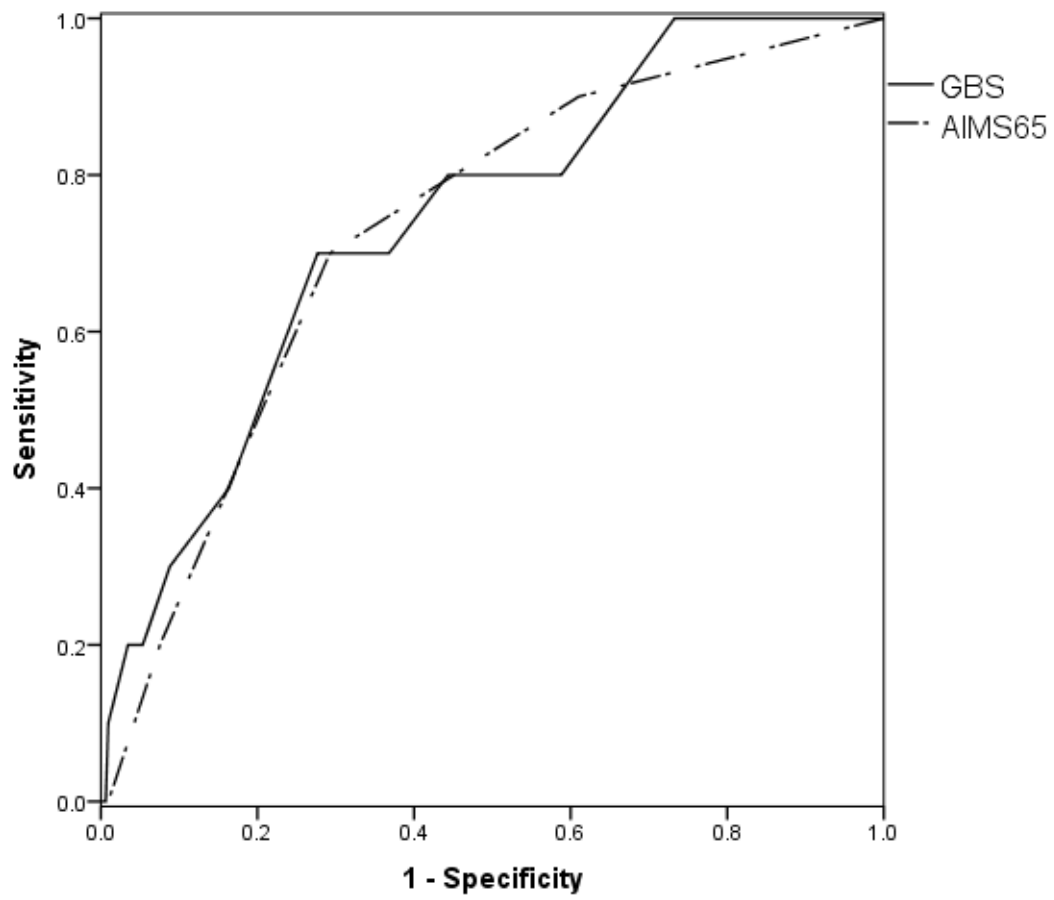
K26.4	Duodenal ulcer, chronic or unspecified with haemorrhage
K26.6	Duodenal ulcer, chronic or unspecified with haemorrhage and perforation
K27.0	Peptic ulcer, acute with haemorrhage
K27.2	Peptic ulcer, acute with both haemorrhage and perforation
K27.4	Peptic ulcer, chronic or unspecified with haemorrhage
K27.6	Peptic ulcer, chronic or unspecified with haemorrhage and perforation
K28.0	Gastrojejunal ulcer, acute with haemorrhage
K28.2	Gastrojejunal ulcer, acute with both haemorrhage and perforation
K28.4	Gastrojejunal ulcer, chronic or unspecified with haemorrhage
K28.6	Gastrojejunal ulcer, chronic or unspecified with haemorrhage and perforation
K29.0	Acute haemorrhagic gastritis

K92.0	Hematemesis
K92.1	Melaena
K92.2	Gastrointestinal haemorrhage, unspecified

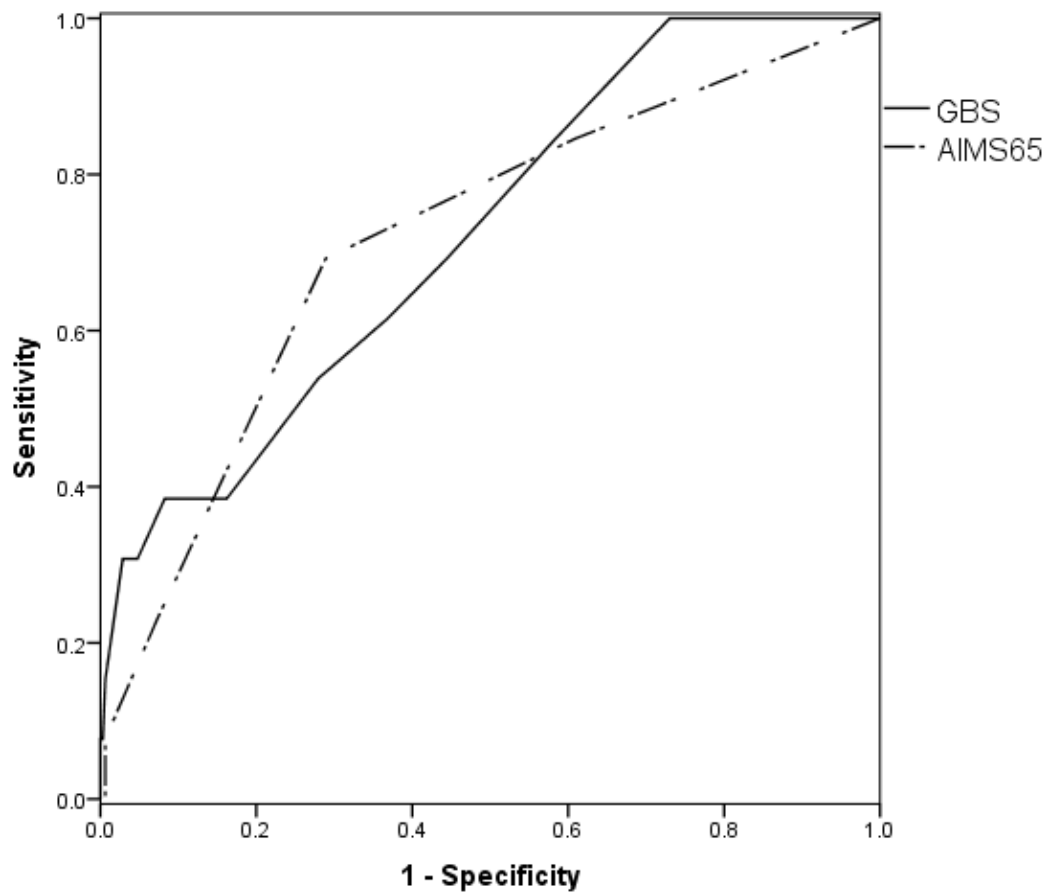
Receiver-operating characteristic curves (ROC) for the AIMS65 score and Glasgow-Blatchford score (GBS) as predictors of requirement for endoscopic intervention.



ROC for the AIMS65 score and GBS as predictor of endoscopy refractory bleeding



ROC for the AIMS65 score and GBS as predictors of requirement for ICU.



ROC for the AIMS65 score and GBS as predictors of rebleeding

