Figure S1

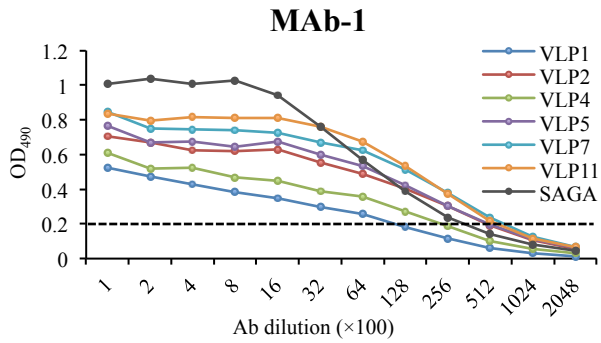
MAb-1
VLP1
VLP2
VLP4
VLP5
VLP7
VLP11
SAGA
OD490
1.2
1
0.8
0.6
0.4
0.2
0
1
2
4
8
16
32
64
128
256
512
1024
2048
Ab dilution (×100)

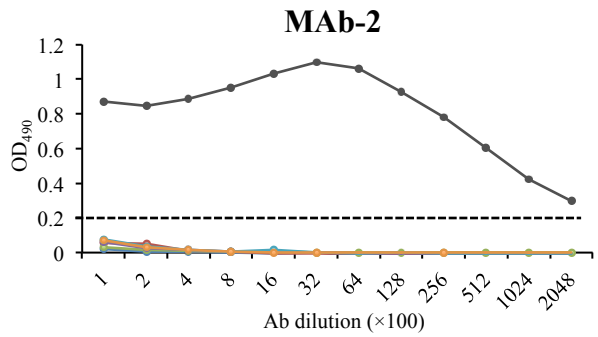
MAb-2
OD490
1.2
1
0.8
0.6
0.4
0.2
0
1
2
4
8
16
32
64
128
256
512
1024
2048
Ab dilution (×100)

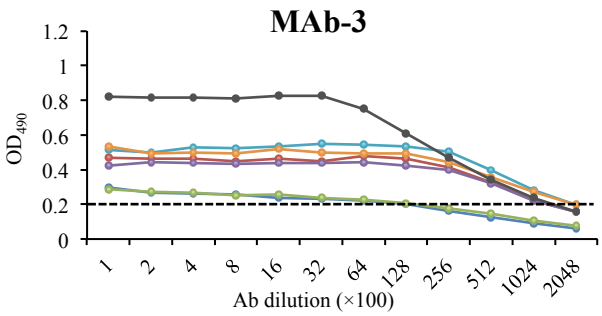
MAb-3
OD490
1.2
1
0.8
0.6
0.4
0.2
0
1
2
4
8
16
32
64
128
256
512
1024
2048
Ab dilution (×100)

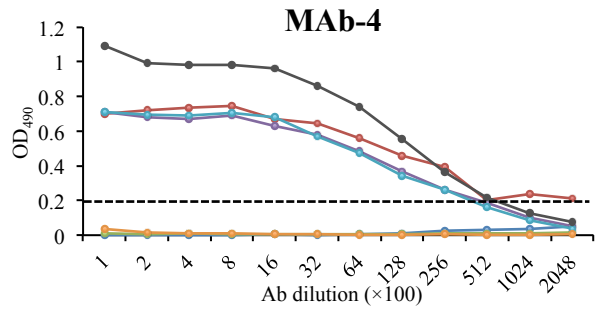
MAb-4
OD490
1.2
1
0.8
0.6
0.4
0.2
0
1
2
4
8
16
32
64
128
256
512
1024
2048
Ab dilution (×100)

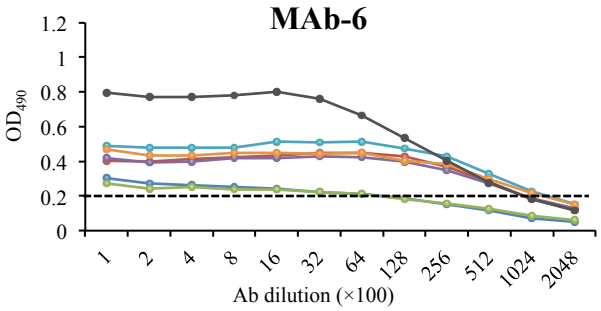
MAb-6
OD490
1.2
1
0.8
0.6
0.4
0.2
0
1
2
4
8
16
32
64
128
256
512
1024
2048
Ab dilution (×100)

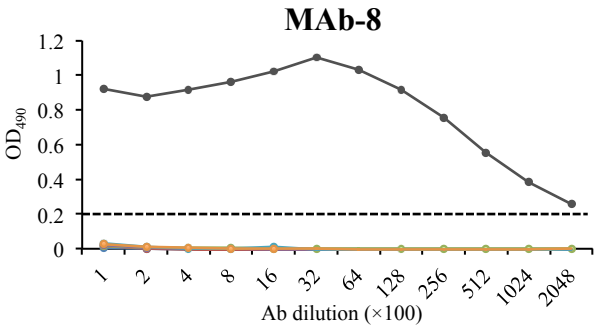
MAb-8
OD490
1.2
1
0.8
0.6
0.4
0.2
0
1
2
4
8
16
32
64
128
256
512
1024
2048
Ab dilution (×100)

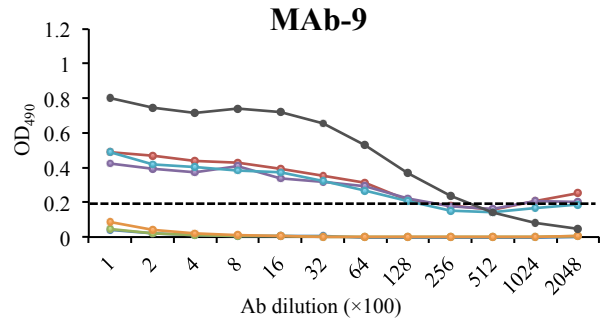
MAb-9
OD490
1.2
1
0.8
0.6
0.4
0.2
0
1
2
4
8
16
32
64
128
256
512
1024
2048
Ab dilution (×100)

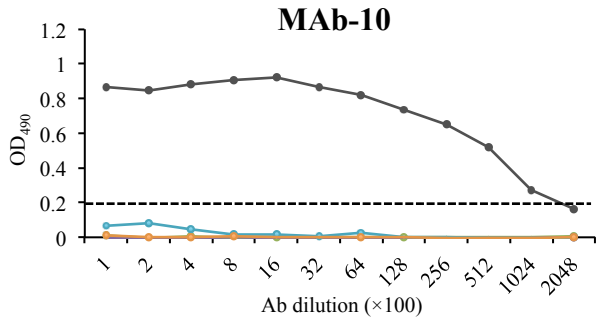
MAb-10
OD490
1.2
1
0.8
0.6
0.4
0.2
0
1
2
4
8
16
32
64
128
256
512
1024
2048
Ab dilution (×100)