

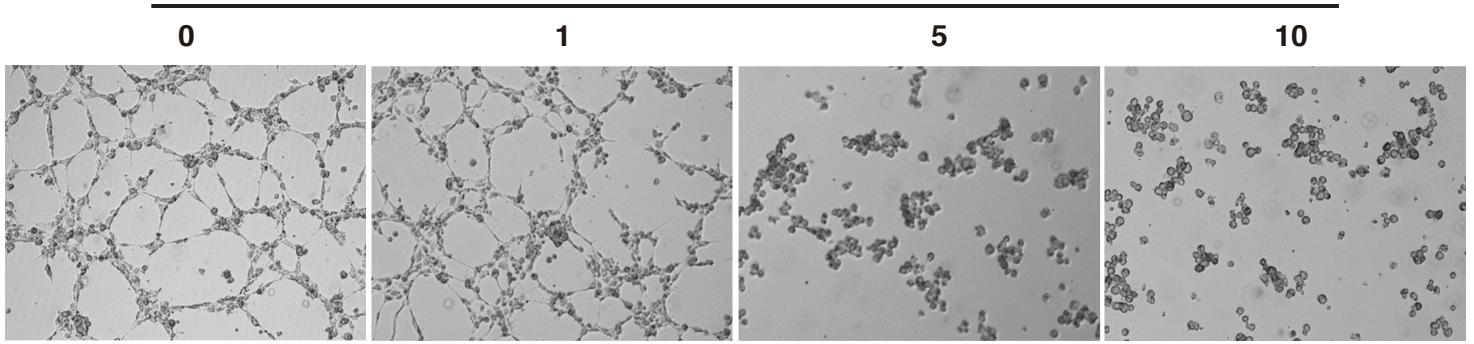
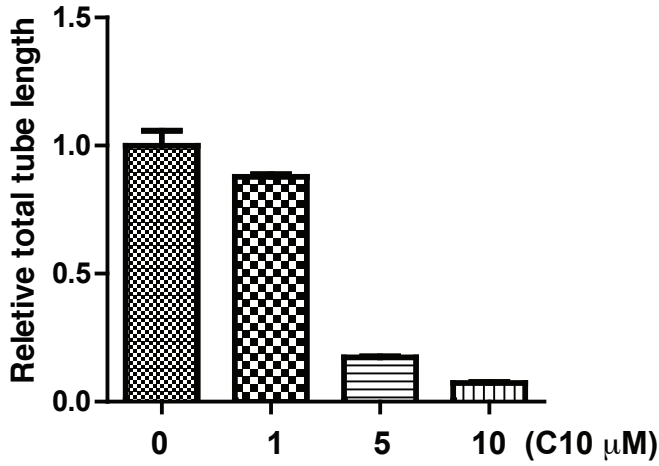
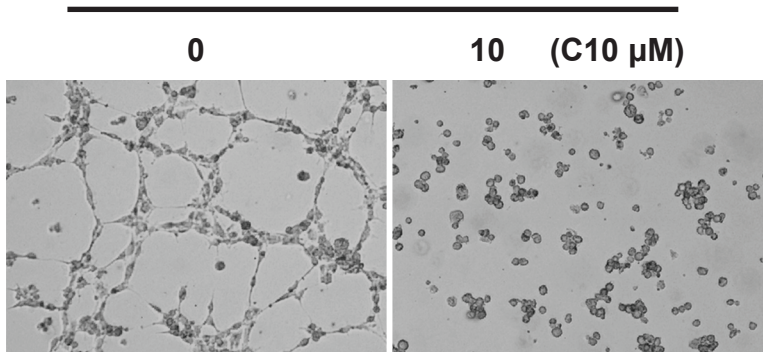
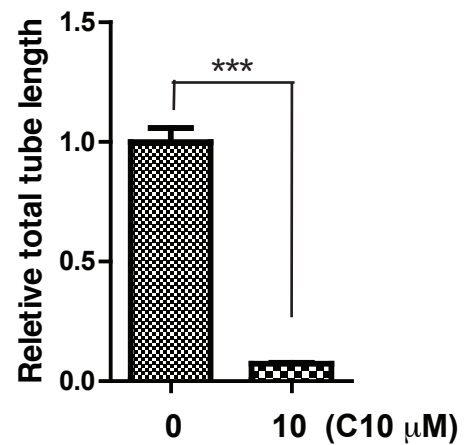
**A****KSHV-HUVEC (C10  $\mu$ M)****Tubulogenesis Quantification****B****HUVEC in KSHV-HUVEC Supernatant****Tubulogenesis Quantification**

Fig. S2. Effect of C10 on KSHV-mediated paracrine regulation of angiogenesis of KSHV-infected HUVEC. (A) KSHV-infected HUVECs were placed on Matrigel in the presence of C10 in different concentrations. Tubulogenesis was examined under a microscope and quantified by measuring the total tube length using the Image J software. (B) Effects of C10 on tubulogenesis of HUVECs treated with conditioned medium of KSHV-infected HUVECs culture were analyzed on Matrigel.