

Inhibition of Ethylene Production by Cobaltous Ion¹

Received for publication September 29, 1975 and in revised form January 5, 1976

OI-LIM LAU AND SHANG F. YANG

Department of Vegetable Crops, University of California, Davis, California 95616

ABSTRACT

The effect of Co^{2+} on ethylene production by mung bean (*Phaseolus aureus* Roxb.) and by apple tissues was studied. Co^{2+} , depending on concentrations applied, effectively inhibited ethylene production by both tissues. It also strongly inhibited the ethylene production induced by IAA, kinetin, IAA plus kinetin, Ca^{2+} , kinetin plus Ca^{2+} , or Cu^{2+} treatments in mung bean hypocotyl segments. While Co^{2+} greatly inhibited ethylene production, it had little effect on the respiration of apple tissue, indicating that Co^{2+} does not exert its inhibitory effect as a general metabolic inhibitor. Ni^{2+} , which belongs to the same group as Co^{2+} in the periodic table, also markedly curtailed both the basal and the induced ethylene production by apple and mung bean hypocotyl tissues.

In a system in which kinetin and Ca^{2+} were applied together, kinetin greatly enhanced Ca^{2+} uptake, thus enhancing ethylene production. Co^{2+} , however, slightly inhibited the uptake of Ca^{2+} but appreciably inhibited ethylene production, either in the presence or in the absence of kinetin. Tracer experiments using apple tissue indicated that Co^{2+} strongly inhibited the *in vivo* conversion of L-[U-¹⁴C]methionine to ¹⁴C-ethylene. These data suggest that Co^{2+} inhibited ethylene production by inhibiting the conversion of methionine to ethylene, a common step which is required for ethylene formation by higher plants.

Co^{2+} is known to promote elongation, leaf expansion, and hook opening in excised plant parts in response to applied auxins or cytokinins. Since ethylene is known to inhibit these growth phenomena, it is suggested that Co^{2+} exerts its promotive effect, at least in part, by inhibiting ethylene formation.

We have previously reported that Ca^{2+} or Sr^{2+} synergistically stimulated ethylene production in the presence of kinetin, whereas Co^{2+} or Ni^{2+} , in contrast, greatly inhibited ethylene production in the presence or in the absence of kinetin (16, 18). As ethylene is endogenously produced by ripening fruit tissues (1, 3, 4, 5) and as its production in vegetative tissues can be regulated by the application of auxin (1, 7, 11, 14, 19, 20), kinetin (1, 15, 16, 19), auxin plus kinetin (1, 15, 19), Ca^{2+} (16, 17), kinetin plus Ca^{2+} (16, 17), or Cu^{2+} (1, 2, 18), it is important to determine whether Co^{2+} also inhibits these ethylene-producing systems. Evidence from tracer studies has established methionine as the *in vivo* precursor of ethylene in fruit and vegetative tissues (1, 3, 4, 22, 24, 29). This paper describes the inhibitory effect of Co^{2+} on ethylene production by treated mung bean hypocotyl and by apple tissues, and on the conversion of L-[U-¹⁴C]methionine to ¹⁴C-ethylene in apple tissue.

MATERIALS AND METHODS

Mung Bean Experiments. Seedlings of mung bean (*Phaseolus aureus* Roxb.) were grown in vermiculite for 3.5 days in dark-

ness at 24 C. Segments 2 cm long were cut from hypocotyls at a point 1 cm below the hook, as previously described (16). Lots of 20 segments were incubated in 5 ml of a medium consisting of 50 mM potassium phosphate buffer (pH 6), 2% sucrose, various concentrations of Co^{2+} , Ni^{2+} , Ca^{2+} , Cu^{2+} , IAA, or kinetin as indicated, in a 50-ml Erlenmeyer flask. A plastic center well containing 0.2 ml of 40% KOH was hung in the flask to absorb CO_2 evolved. The flasks were sealed with rubber serum-caps, and incubated in a shaker at 27 C in darkness.

For uptake studies, the hypocotyls were incubated with ⁴⁵ Ca^{2+} (100 μCi , 50 μmoles). At the end of incubation the tissues were washed with 10 changes of distilled H_2O , and then ground with a glass homogenizer in 9 ml of 80% ethanol. The debris was pelleted by centrifugation and the supernatant was collected. The pellet was extracted three times with 5 ml of 20 mM HCl. The radioactivity in each extract and in the debris was determined with a liquid scintillation counter.

Apple Experiments. Apples used were Golden Delicious, purchased from a local market. Cylindrical plugs of apple tissue (1 cm in diameter and 2 cm in length) were cut with a cork borer and razor blade. One hundred μl of KCl (2%), with or without various concentrations of CoCl_2 or NiCl_2 , were introduced into the plug by a vacuum injection technique (3). The concentration of Co or Ni ions cited in Tables I and II and Figure 4 represents the calculated concentration of the cations within the apple plugs, assuming that they are evenly distributed within the tissues. The plugs were sealed in 25 ml-Erlenmeyer flasks and incubated for a given period of time as indicated at 25 C under laboratory illumination. For tracer studies on the conversion of methionine to ethylene, 100 μl of 2% KCl containing 1 μCi L-[U-¹⁴C]methionine (100 $\mu\text{Ci}/\mu\text{mole}$) with or without Co^{2+} were similarly fed to each apple plug. Each plug was sealed in a 12-ml syringe and incubated for 2-hr intervals at 25 C.

Gas Analysis. At time intervals indicated, 1-ml gas samples were withdrawn by hypodermic syringe from the reaction flask or reaction syringe and ethylene was assayed with a gas chromatograph equipped with an alumina column and a flame ionization detector. The total and radioactive CO_2 and radioactive ethylene evolved from apple plugs which were fed with radioactive methionine were assayed by a gas chromatograph equipped with a thermal conductivity detector and connected to a proportional counter. After each determination the reaction syringes or flasks were flushed with air and recapped for the next ethylene determination.

RESULTS

Inhibitory Effect of Cobalt on Ethylene Production in Mung Bean Hypocotyls. Co^{2+} strongly inhibits basal ethylene production as well as that induced by the application of Ca^{2+} , kinetin, Ca^{2+} plus kinetin, Cu^{2+} , IAA, or IAA plus kinetin (Fig. 1). The inhibition by Co^{2+} was more pronounced during the later periods of incubation. Its effectiveness as an inhibitor of ethylene production is concentration-dependent. Co^{2+} at concentrations above 10 μM exerted a significant inhibition on most ethylene-producing systems, suggesting that Co^{2+} is a potent inhibitor of ethylene production.

¹ This work was supported by National Science Foundation Grant BMS75-14444.

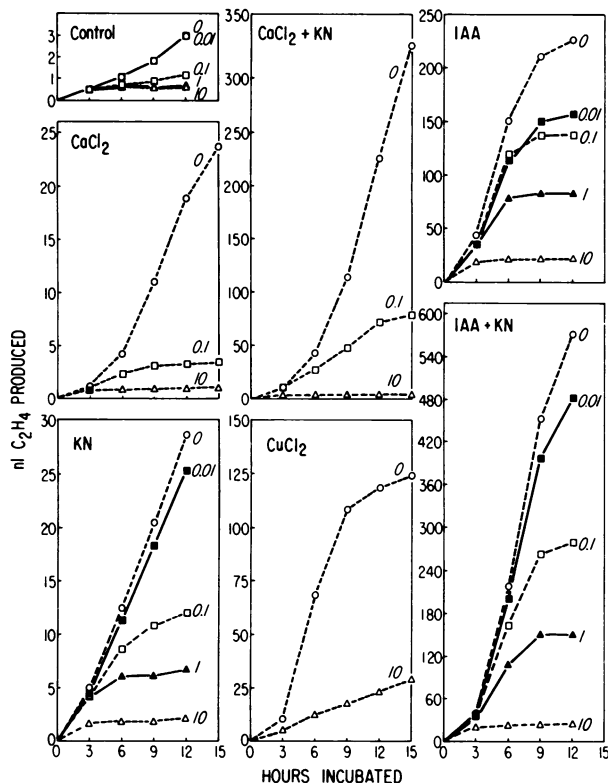


FIG. 1. Effect of various Co^{2+} concentrations on the time course of basal ethylene production, and of ethylene production stimulated by the application of 10 mM Ca^{2+} , 0.1 mM kinetin (KN), 10 mM Ca^{2+} plus 0.1 mM kinetin (KN), 10 mM Cu^{2+} , 30 μM IAA, or 30 μM IAA plus 0.1 mM kinetin (KN) in mung bean hypocotyl segments. The numbers on each curve represent the concentration of CoCl_2 employed in mM.

Fe, Co, and Ni belong to the Group VIII of the periodic table and the latter two have many features in common. Fe^{2+} , unlike Co^{2+} , had been shown previously to stimulate ethylene production (1, 18). Ni^{2+} , however, was found to inhibit ethylene production by mung bean hypocotyl tissues nearly as effectively as Co^{2+} (Fig. 2).

We have recently shown a synergistic stimulation of ethylene production in mung bean hypocotyl segments treated with kinetin plus Ca^{2+} (16, 17) or with Cu^{2+} plus Ca^{2+} (18). Since the synergism was closely related to enhanced uptake of Ca^{2+} by kinetin (17) or by Cu^{2+} (18), it was suggested that enhanced Ca^{2+} uptake was responsible for the synergistic stimulation of ethylene production. Similarly, the inhibition of ethylene production by Co^{2+} in the above Ca^{2+} -mediated systems (Fig. 1) may be explained on the basis that Co^{2+} inhibits Ca^{2+} uptake, thereby reducing the ethylene production rate. To test this possibility, $^{45}\text{Ca}^{2+}$ uptake in the presence of Co^{2+} was assayed. Co^{2+} (100 μM) inhibited $^{45}\text{Ca}^{2+}$ uptake only very slightly in either the presence or absence of kinetin (Fig. 3), but strongly inhibited ethylene production (Fig. 1). These results suggest that the inhibitory effect of Co^{2+} on ethylene production cannot be explained in terms of the inhibition of Ca^{2+} uptake by Co^{2+} . Some other mechanism(s) must be involved.

Inhibitory Effect of Cobalt on Ethylene Production and on Conversion of Methionine to Ethylene in Apple Tissue. Tissue of postclimacteric apple fruits, known to produce large amounts of ethylene, was used to determine whether Co^{2+} and Ni^{2+} inhibit ethylene production, as in the vegetative hypocotyl tissue. It is evident from Figure 4 that Co^{2+} , depending on concentration applied, effectively inhibited the rate of ethylene production. Ni^{2+} , which is somewhat less effective than Co^{2+} , also strongly inhibited ethylene production in apple tissue (Table I), as in mung bean hypocotyl tissues (Fig. 2).

Tracer and inhibitor studies have indicated that methionine is the probable precursor of ethylene in fruit tissues, in auxin-treated vegetative tissues, and in leaf tissues subjected to injury by toxic compounds (1, 2, 3, 4, 20, 24, 29). In an effort to identify the biochemical step at which Co^{2+} exerts its inhibitory effect on ethylene production, L-[U- ^{14}C]methionine was introduced into apple tissue, and the total and radioactive ethylene and CO_2 evolved were assayed at 2-hr intervals. Table II shows that Co^{2+} did not inhibit the respiration of apple tissue, as measured by the CO_2 output, but did effectively inhibit ethylene production and greatly inhibited the conversion of L-[U- ^{14}C]methionine to ^{14}C -ethylene and $^{14}\text{CO}_2$.

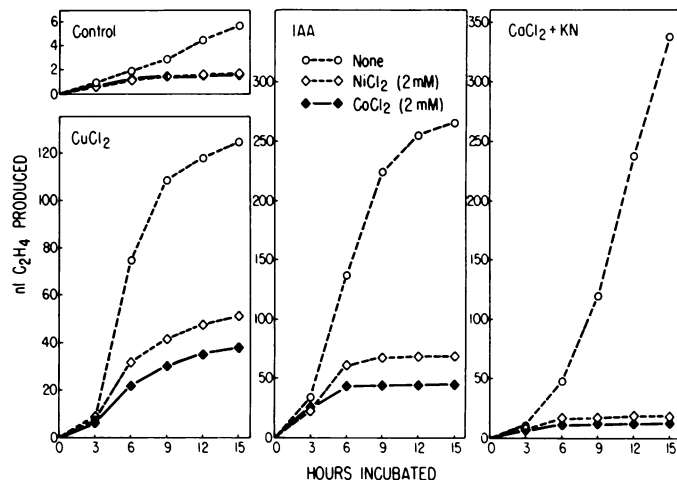


FIG. 2. Comparative effect of 2 mM Ni^{2+} and 2 mM Co^{2+} on inhibition of basal ethylene production (control) or on ethylene production stimulated by the application of 10 mM CuCl_2 , 30 μM IAA, or 10 mM CaCl_2 plus 0.1 mM kinetin (KN) in mung bean hypocotyl segments.

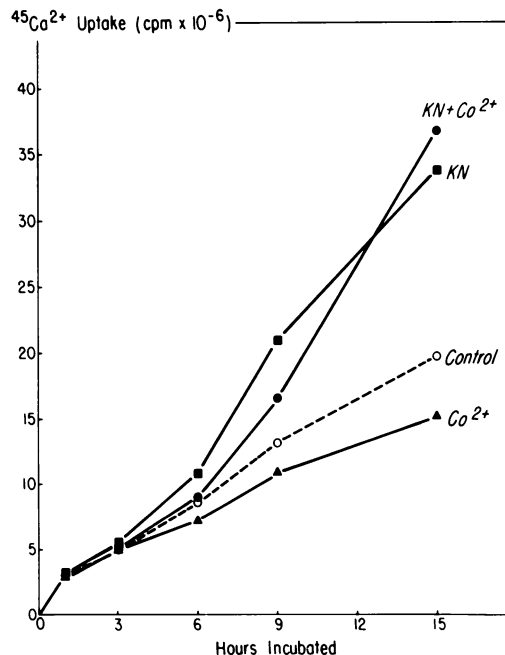


FIG. 3. Effect of 0.1 mM Co^{2+} on $^{45}\text{Ca}^{2+}$ uptake in the presence or the absence of kinetin (KN) in mung bean hypocotyl segments. All flasks contained 100 μCi and 50 μmoles of $^{45}\text{CaCl}_2$ in 5 ml of incubation buffer. The additions were, where indicated, 0.1 mM kinetin (KN), 0.1 mM CoCl_2 , or 0.1 mM kinetin (KN) plus 0.1 mM CoCl_2 .

Table I. Comparative Effect of Co^{2+} and Ni^{2+} on Inhibition of Ethylene Production by Apple Tissue

One hundred μl of 2% KCl solution containing either NiCl_2 (1 or 10 μmoles) or CoCl_2 (1 or 10 μmoles) were fed under vacuum to each plug of apple tissue ($1 \times 2 \text{ cm}$). Ethylene produced was measured at 2-hr intervals. One or 10 μmoles of the cation should provide an internal concentration of approximately 0.7 or 7 mM, respectively, assuming the cation is evenly distributed in the tissue.

Treatment	C_2H_4 Produced/Plug		
	0-2 hr	2-4 hr	4-6 hr
Control	104	107	110
NiCl_2		<i>nl</i>	
0.7 mM	86	85	79
7 mM	64	43	30
CoCl_2			
0.7 mM	86	78	58
7 mM	65	36	18

Table II. Effect of Co^{2+} on Ethylene and CO_2 Production, and on Conversion of L-[U- ^{14}C]methionine to ^{14}C -ethylene and ^{14}C - CO_2 by Apple Tissue

One hundred μl of 2% KCl solution containing L-[U- ^{14}C]methionine (1 μCi , 10 nmoles), with (1 or 10 μmoles) or without CoCl_2 , were fed under vacuum to each apple plug ($1 \times 2 \text{ cm}$). One or 10 μmoles of Co^{2+} per plug should give concentrations of approximately 0.7 or 7 mM, respectively, inside the apple tissue, assuming Co^{2+} is evenly distributed in the tissue.

Incubation Period	[CoCl_2]		Ethylene		CO_2	
	hr	mM	nl	nCi	μl	nCi
0-2		0	107	38	69	22
		0.7	93	23	62	14
		7	55	5	59	6
2-4		0	147	78	64	49
		0.7	76	24	69	20
		7	27	4	62	8

DISCUSSION

Methionine has been established as a precursor of ethylene in fruit and auxin-treated or stressed vegetative tissues (2, 3, 5, 24, 29). Since Co^{2+} inhibits all ethylene-producing systems tested, including vegetative and fruit tissues (Figs. 1 and 4), it is logical to assume that the site of Co^{2+} inhibition lies at a common step in the conversion of methionine to ethylene. Tracer experiments (Table II) verify the above hypothesis. Co^{2+} inhibited ethylene production and the *in vivo* conversion of L-[U- ^{14}C]methionine to ethylene, but did not affect the respiration of apple tissue (Table II). This indicates that the effect of Co^{2+} on ethylene production was specific, and not a general metabolic inhibition. The ineffectiveness of Co^{2+} on the respiration of other plant tissues has been reported (6, 12, 21). It should be noted that ethylene production in apple tissue was not as strongly inhibited by Co^{2+} as was the conversion of radioactive methionine to ethylene (Table II). Since the volume of solution containing the radioactive methionine and Co^{2+} administered to apple plugs represents less than one-fifteenth the volume of the apple plug, it is possible that during infiltration the radioactive methionine and Co^{2+} were not uniformly distributed throughout the tissue. As a result, some portions of the tissue plug might receive little or no Co^{2+} and radioactive methionine, and the corresponding ethylene production from the endogenous methionine would remain unaffected. However, in those regions

which received Co^{2+} and radioactive methionine, the conversion of methionine to ethylene would be inhibited.

The essentiality of cobalt (Co^{2+}) in animals is widely recognized, especially in terms of its participation as a component of vitamin B_{12} . All nitrogen-fixing organisms that have been thoroughly investigated appear to require cobalt for growth and for synthesis of B_{12} compounds, but a Co^{2+} requirement for higher plants grown in the absence of symbiotic microorganisms is not evident (8). Many workers have recognized that cobalt promotes several growth processes in excised plant parts in the presence (6, 9, 10, 13, 23, 29) or absence (10, 13, 21, 22) of IAA and/or cytokinin. A number of possible mechanisms of cobalt action have been advanced (6, 9, 21, 29), but no conclusive evidence has been shown. IAA has been found to promote elongation of pea epicotyls, plumular hook openings, and leaf-disk expansion (1, 7, 13, 14) and cytokinin to promote leaf-disk expansion (26). Cobalt further enhances these growth responses in auxin-treated (6, 9, 13, 23, 28) or cytokinin-treated tissues (26, 27) and in tissues treated with no hormones (10, 13, 21, 22), whereas ethylene inhibits these same phenomena (1, 7, 14). Co^{2+} , therefore, appears to promote the effect of IAA and/or cytokinin and thus to exert an influence opposite to that of ethylene. Kang and his coworkers (12, 14) proposed that Co^{2+} exerts its promotive effect on hypocotyl hook opening by interfering with both the production and action of ethylene.

Auxins and cytokinins are known to stimulate ethylene production in a variety of plant tissues (1, 11, 15, 19, 24), and, as exemplified by the above phenomena, there are a number of physiological events in which the influence of an auxin may be counteracted or repressed by auxin-induced ethylene. The present report demonstrates that this feedback system may be further regulated by cobalt, and the evidence is strong that the regulation is accomplished by the inhibition of ethylene synthesis. Co^{2+} , at concentrations as low as 10 μM , caused significant inhibition of both basal and induced ethylene production (Fig. 1). At a Co^{2+} concentration of 0.1 mM or greater, inhibition was strong, and, in some cases, nearly complete at later part of the incubation. The promotive effect of Co^{2+} on the above-mentioned growth phenomena may be explained, in part, as due to

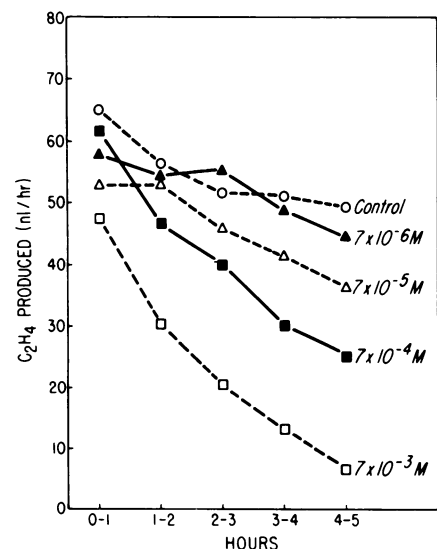


Fig. 4. Effect of various Co^{2+} concentrations on the rate of endogenous ethylene production in apple tissue. Each apple plug ($1 \times 2 \text{ cm}$) received 100 μl of 2% KCl containing 0, 0.01, 0.1, 1, or 10 μmoles of CoCl_2 , providing approximately 0.7×10^{-6} , 7×10^{-5} , 7×10^{-4} , or $7 \times 10^{-3} \text{ M}$ Co^{2+} , respectively, within the tissues, assuming uniform distribution.

the inhibition of basal and hormone-induced ethylene formation by Co^{2+} . In addition, Co^{2+} may also exert its effect by blocking the ethylene action, as suggested by Kang and Ray (14). Because of the dual effects of auxins, it may be, in some cases, difficult to determine whether the growth response is caused directly by the auxin, or whether it is caused or altered by auxin-induced ethylene. This function of Co^{2+} to inhibit ethylene formation may be useful in the resolution of such a question of casuality.

Fe, Co, and Ni belong to the first triad of Group VIII in the periodic table and have similar electron configurations. It is pertinent to note that Ni^{2+} has been shown to promote the straight growth of pea stem sections (28) and the expansion of etiolated bean leaf disks (22), although to a lesser extent than does Co^{2+} . This observation is comparable to our present finding that Ni^{2+} inhibits ethylene production, but to a slightly lesser extent than does Co^{2+} (Table I and Fig. 2). FeSO_4 which belongs to the same subgroup as Co and Ni in the periodic table, was reported to inhibit the straight growth of pea stem sections at all concentrations tested (28). This is also expected because FeSO_4 at high concentrations stimulates stress ethylene production (1, 18), which would cause inhibition of the straight growth of pea segments or the expansion of leaf disks.

The present study shows that Co^{2+} inhibits ethylene formation by interfering with the conversion of methionine to ethylene. However, the mode of its action in this process is not yet clear. A possible interaction of Co^{2+} and sulfhydryl groups in plant tissues has been suggested (25, 28). Such an interaction was manifested by our observation that a dark brown complex was formed when Co^{2+} was mixed *in vitro* with dithioerythritol (unpublished). However, the addition of dithioerythritol did not reverse the inhibition of ethylene production which was exerted by Co^{2+} in apple plugs.

Acknowledgment—We thank D. P. Murr for setting up the tracer experiments with apple tissue and G. J. von Abrams for critically reading the manuscript.

LITERATURE CITED

1. ABELES, F. B. 1973. Ethylene in Plant Biology. Academic Press, New York.
2. ABELES, A. L. AND F. B. ABELES. 1972. Biochemical pathway of stress-induced ethylene. *Plant Physiol.* 50: 496-498.
3. BAUR, A. H., S. F. YANG, H. K. PRATT, AND J. B. BIALE. 1971. Ethylene biosynthesis in fruit tissues. *Plant Physiol.* 47: 696-699.
4. BURG, S. P. AND C. O. CLAGETT. 1967. Conversion of methionine to ethylene in vegetative tissue and fruits. *Biochem. Biophys. Res. Commun.* 27: 125-130.
5. BURG, S. P. AND K. V. THIMANN. 1960. Studies on the ethylene production of apple tissue. *Plant Physiol.* 35: 25-35.
6. BUSSE, M. 1959. Über die Wirkungen von Kobalt auf Streckung, Atmung und Substanzienbau in die Zellwand bei Avenakoleoptilen. *Planta* 53: 25-44.
7. CHADWICK, A. V. AND S. P. BURG. 1970. Regulation of root growth by auxin-ethylene interaction. *Plant Physiol.* 45: 192-200.
8. EVANS, H. J. AND M. KIEWER. 1964. Vitamin B_{12} compounds in relation to the requirements of cobalt for higher plants and nitrogen-fixing organisms. *Ann. N. Y. Acad. Sci.* 112: 735-755.
9. GALSTON, A. W. AND S. M. SIEGEL. 1954. Antiperoxidative action of the cobaltous ion and its consequences for plant growth. *Science* 120: 1070-1071.
10. HOWELL, R. W. AND F. SKOOG. 1955. Effect of adenine and other substances on growth of excised *Pisum* epicotyls cultured *in vitro*. *Am. J. Bot.* 42: 356-360.
11. KANG, B. G., W. NEWCOMB, AND S. P. BURG. 1971. Mechanism of auxin-induced ethylene production. *Plant Physiol.* 47: 504-509.
12. KANG, B. G., C. S. YOCUM, S. P. BURG, AND P. M. RAY. 1967. Ethylene and carbon dioxide: mediation of hypocotyl hook-opening response. *Science* 156: 958-959.
13. KANG, B. G. AND P. M. RAY. 1969. Role of growth regulators in the bean hypocotyl hook opening response. *Planta* 87: 193-205.
14. KANG, B. G. AND P. M. RAY. 1969. Ethylene and carbon dioxide as mediators in the response of the bean hypocotyl hook to light and auxins. *Planta* 87: 206-216.
15. LAU, O. L. AND S. F. YANG. 1973. Mechanism of a synergistic effect of kinetin on auxin-induced ethylene production. Suppression of auxin conjugation. *Plant Physiol.* 51: 1011-1014.
16. LAU, O. L. AND S. F. YANG. 1974. Synergistic effect of calcium and kinetin on ethylene production by the mungbean hypocotyl. *Planta* 118: 1-6.
17. LAU, O. L. AND S. F. YANG. 1975. Interaction of kinetin and calcium in relation to their effect on stimulation of ethylene production. *Plant Physiol.* 55: 738-740.
18. LAU, O. L. AND S. F. YANG. 1976. Stimulation of ethylene production in mung bean hypocotyls by cupric ion, calcium ion, and kinetin. *Plant Physiol.* 57: 88-92.
19. LAU, O. L. AND K. H. YUNG. 1974. Synergistic effect of kinetin on IAA-induced ethylene production. *Plant Cell Physiol.* 15: 29-35.
20. LIEBERMAN, M., A. KUNISHI, L. W. MAPSON, AND D. A. WARDALE. 1966. Stimulation of ethylene production in apple tissue slices by methionine. *Plant Physiol.* 41: 376-382.
21. LOERCHER, L. AND J. L. LIVERMAN. 1964. Influence of cobalt on leaf expansion a oxidative phosphorylation. *Plant Physiol.* 39: 720-725.
22. MILLER, C. O. 1951. Promoting effect of cobaltous and nickelous ions on expansion of etiolated bean leaf disks. *Arch. Biochem. Biophys.* 32: 216-218.
23. MILLER, C. O. 1954. The influence of cobalt and sugars upon the elongation of etiolated pea stem segments. *Plant Physiol.* 29: 79-82.
24. SAKAI, S. AND H. IMASEKI. 1972. Ethylene biosynthesis: methionine as an *in vivo* precursor of ethylene in auxin-treated mungbean hypocotyl segments. *Planta* 105: 165-173.
25. SALISBURY, F. B. 1959. Growth regulators and flowering. II. The cobaltous ion. *Plant Physiol.* 34: 598-604.
26. SCOTT, R. A. AND J. L. LIVERMAN. 1956. Promotion of leaf expansion by kinetin and benzylaminopurine. *Plant Physiol.* 31: 321-322.
27. SOMMER, N. F. 1961. Longitudinal and lateral response of etiolated pea sections to indoleacetic acid, gibberellin, kinetin, sucrose and cobaltous chloride. *Physiol. Plant.* 14: 741-749.
28. THIMANN, K. V. 1956. Studies on the growth and inhibition of isolated plant parts. V. The effects of cobalt and other metals. *Am. J. Bot.* 43: 241-250.
29. YANG, S. F. 1974. The biochemistry of ethylene: biogenesis and metabolism. *In*: V. C. Runeckles, E. Sondheimer, and D. C. Walton, eds., *The Chemistry and Biochemistry of Plant Hormones*. Recent Advan. Phytochem. Vol. 7. Academic Press, New York. pp. 131-164.