

Biliverdin Reductase inhibitors did not improve severe unconjugated hyperbilirubinemia *in vivo*

Remco van Dijk^{1*}, Sem J. Aronson^{1*}, Dirk R. de Waart¹, Stan F van de Graaf¹, Suzanne Duijst¹, Jurgen Seppen¹, Ronald Oude Elferink¹, Ulrich Beuers¹ and Piter J. Bosma¹

¹ Tytgat Institute for Liver and Intestinal Research & Department of Gastroenterology and Hepatology, University of Amsterdam, the Netherlands.

Author Contributions statement: * RD and SA have contributed equally to this manuscript: collecting data, performing analysis and writing manuscript. PB initiated project. RdW and SD collected data. SvdG, JS, ROE, UB and PB critically revised the manuscript. All authors approve manuscript.

Address for correspondence:

Dr. Piter J. Bosma

Department of Gastroenterology and Hepatology

Tytgat Institute for Liver and Intestinal Research

Academic Medical Center, S1-1768

University of Amsterdam

Meibergdreef 69

1105 BK Amsterdam

The Netherlands

Tel.: +31-20-566-8850

Fax: +31-20-566-9190

E-mail: p.j.bosma@amc.uva.nl

Keywords: Biliverdin Reductase; BVRA; Crigler-Najjar; Disulfiram; Montelukast; Ugt1a1-deficient rats; Unconjugated Hyperbilirubinemia

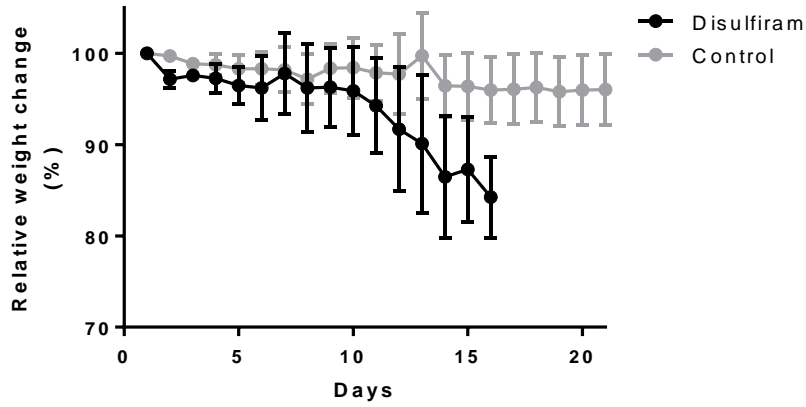
Competing financial interests statement: None of the authors have any conflicts of financial interest to disclose with regard to this work.

Supplementary figures

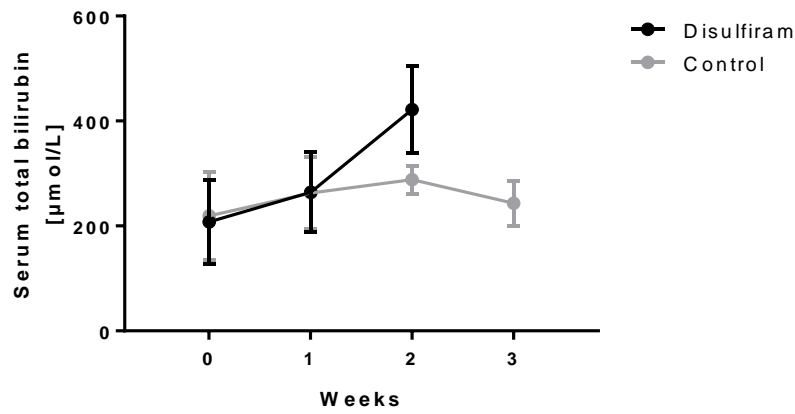
Gene (exon)	Primer sequence		Length bp
Rat BLVRA	F	TCTGTCTGTCTTCGGACACT	977
	R	TGGTTGATAGGACCAAACCCTG	
Human BLVRA	F	CGTCAGTGACCGAAGGAA	959
	R	ATGCTGGTGCCATCTTGGA	

Supplementary table 1: Primer sequences used for the cloning of rat and human biliverdin reductase A (rBVRA, hBVRA)

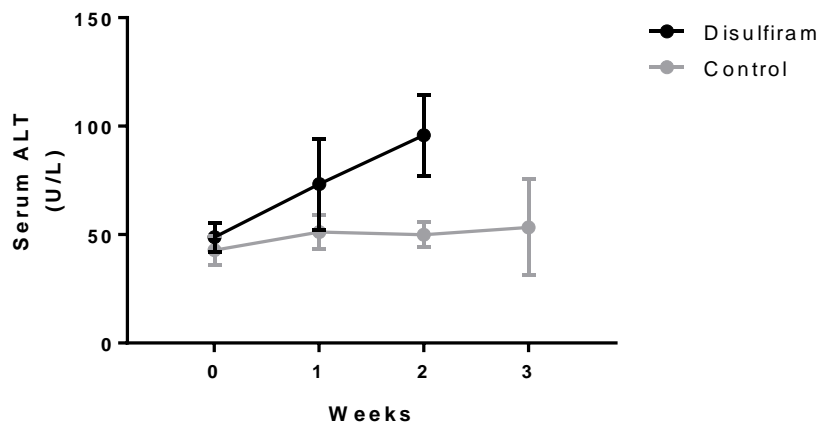
a



b



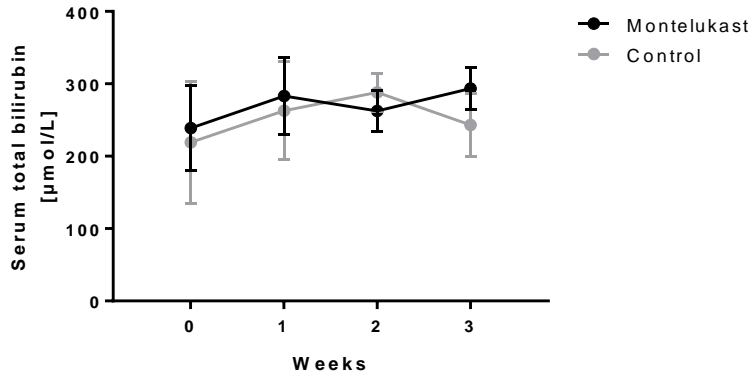
c



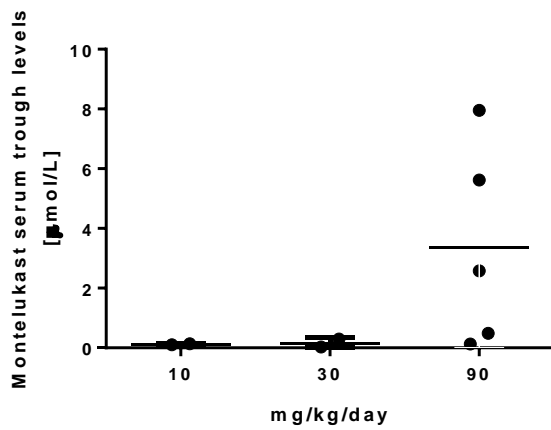
Supplementary figure 1: Hepatotoxic effect of Disulfiram in adult Gunn rats after 2 weeks of oral administration (90-180mg/kg/day) resulted in (a) weight loss compared to the control group (b)

increase in serum total bilirubin ($\mu\text{mol/L}$) and (c) elevation of alanine aminotransferase (ALT), leading to termination of the experiment. Data represent the mean \pm SD of five animals per group.

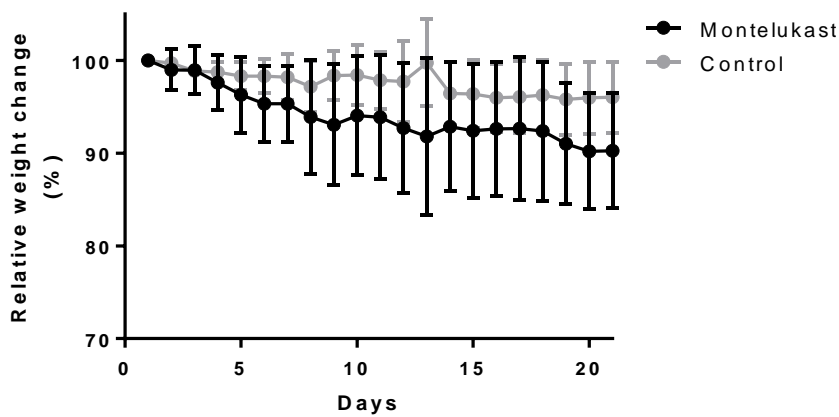
a



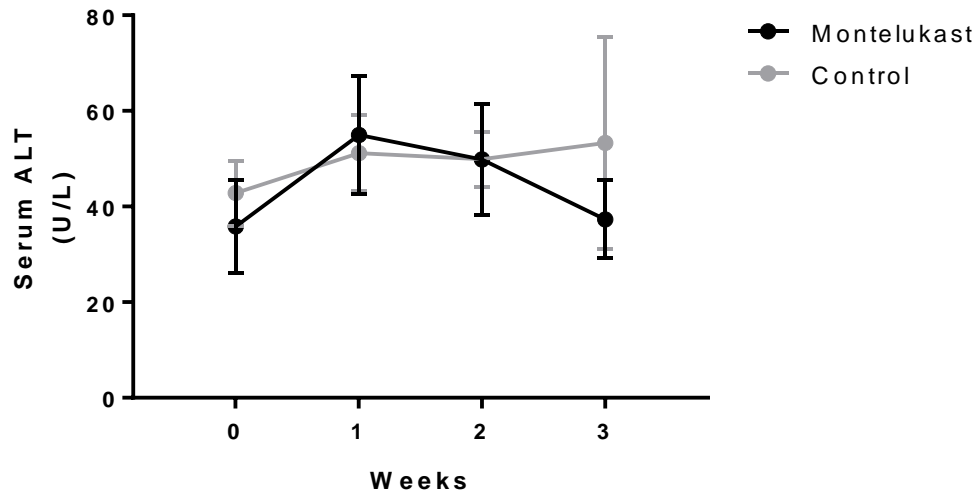
b



c



d



Supplementary figure 2: Oral administration of Montelukast (up to 90 mg/kg/day) does (a) not result in reduction of serum total bilirubin, due to (b) insufficient serum concentrations to achieve complete BVRA inhibition (>60 $\mu\text{mol/L}$). (c) no significant weight loss compared to control or (d) elevation of alanine aminotransferase (ALT) were seen in these animals. Data represent the mean \pm SD of five animals per group.