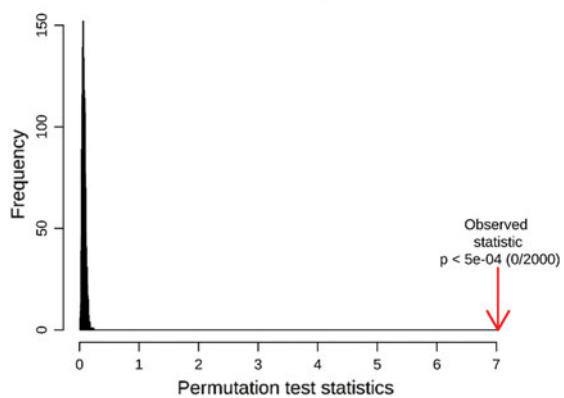
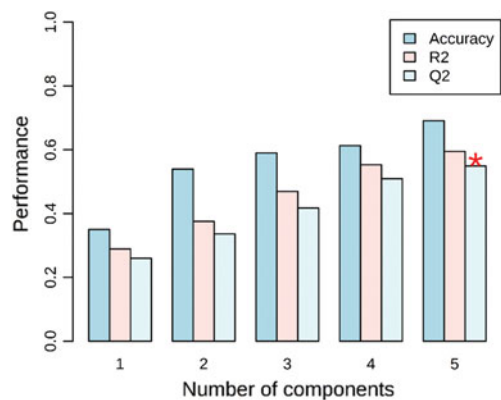


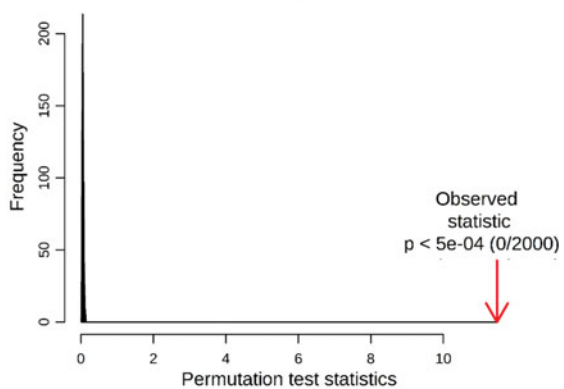
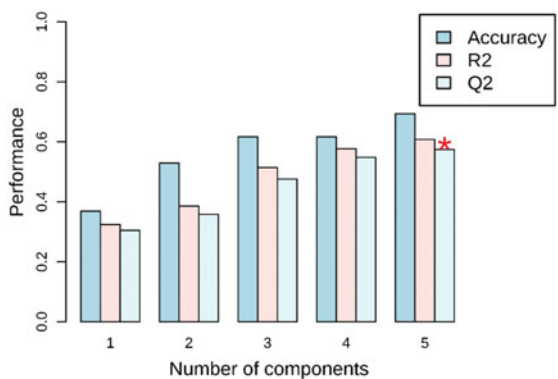
**SUPPLEMENTARY FIG. S5.** PLS-DA cross-validation results with cultivar names as classes (top). Permutation test results with cultivar names as classes (bottom). \*Best performance of model. PLS-DA, partial least squares discriminant analysis.





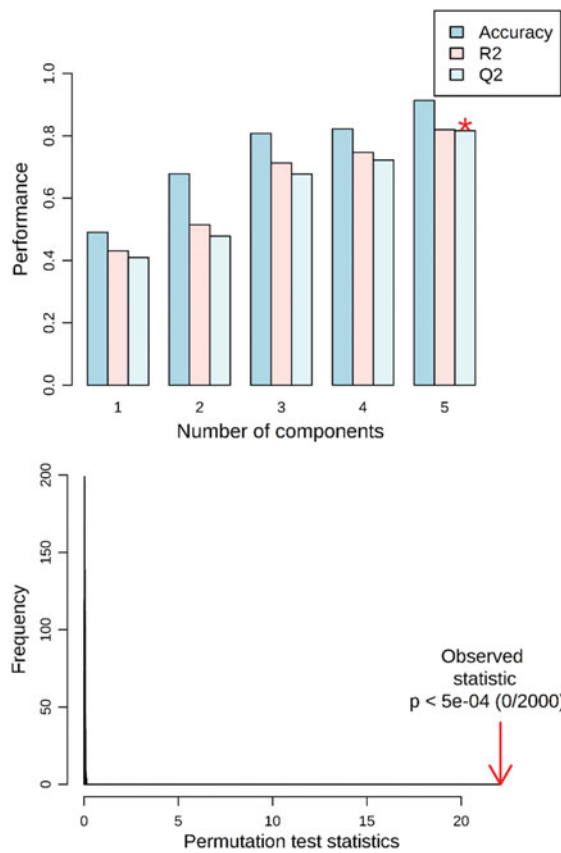
**SUPPLEMENTARY FIG. S6.** PLS-DA cross-validation results with class names as classes (top). Permutation test results with class names as classes (bottom). \*Best performance of model.





**SUPPLEMENTARY FIG. S7.** PLS-DA cross-validation results with new samples added to classes (top). Permutation test results with new samples added to classes (bottom). \*Best performance of model.





**SUPPLEMENTARY FIG. S8.** PLS-DA cross-validation results with classes containing  $n \geq 15$  samples (top). Permutation test results with classes containing  $n \geq 15$  samples (bottom). \*Best performance of model.

