

Supplementary Results to Global, Regional, and National Burden of Cardiovascular Diseases for 10 Causes, 1990–2015

This document provides supplementary results for incidence, prevalence, and years of life lived with disability. Further methodological details can be found in the appendix document provided in a separate on-line file.

Supplementary Results: Tables & Figures

Tables:

eTable 1. Global and Regional YLLs for all CVD causes, total number and age-standardized rate, by sex and total, for 2015

eTable 2. Global and Regional YLDs for all CVD causes, total number and age-standardized rate, by sex and total, for 2015

eTable 3a. Prevalence of CVD Causes for Years 1990-2000, with Upper and Lower Uncertainty Bounds

eTable 3b. Prevalence of CVD Causes for Years 2005-2015, with Upper and Lower Uncertainty Bounds

eTable 4a. All-ages Prevalence for men and women separately and combined, for all CVD level 3 and 4 subcauses, by country in 1990 and 2015

eTable 4b. All-ages Mortality rate for men and women separately and combined, for all CVD level 3 and 4 subcauses, by country in 1990 and 2015

eTable 4c. All-ages DALY rate for men and women separately and combined, for all CVD level 3 and 4 subcauses, by country in 1990 and 2015

Figures:

eFigure 1a. Global country map, CVD data availability in GBD modeling, by sources for fatal modelling

eFigure 1b. Global country map, CVD data availability in GBD modeling, by sources for nonfatal modelling

eFigure 2a. Global country map, percentage change in age-standardized prevalence of CVD, 1990-2015

eFigure 2b. Global country map, percentage change in age-standardized death rate of CVD, 1990-2015

eFigure 3. Ranking of age-standardized DALYs per 100,000, both sexes combined, for CVD level 3 and 4 causes globally and for 21 GDB world regions.

eFigure 4a. Prevalence of CVD level 3 and 4 causes in 2015, by age categories

eFigure 4b. Death rate for CVD level 3 and 4 causes in 2015, by age categories.

eFigure 5a. Age-Standardized Prevalence of IHD per 100,000 persons in 2015, Both Sexes

eFigure 5b. Age-Standardized Prevalence of HHD per 100,000 persons in 2015, Both Sexes

eFigure 5c. Age-Standardized Prevalence of Ischemic Stroke per 100,000 persons in 2015, Both Sexes

eFigure 5d. Age-Standardized Prevalence of Hemorrhagic Stroke per 100,000 persons in 2015, Both Sexes

eFigure 6a. Age-Standardized Deaths due to IHD per 100,000 persons in 2015, Both Sexes

eFigure 6b. Age-Standardized Deaths due to HHD per 100,000 persons in 2015, Both Sexes

eFigure 6c. Age-Standardized Deaths due to Ischemic Stroke per 100,000 persons in 2015, Both Sexes

eFigure 6d. Age-Standardized Deaths due to Hemorrhagic Stroke per 100,000 persons in 2015, Both Sexes

eFigure 7a. Trends in Age-Standardized Incidence Rates for MI, 1990 – 2015

eFigure 7b. Trends in Age-Standardized Incidence Rates for Stroke, 1990 - 2015

eFigure 8a. Age-Standardized Prevalence of All Cardiovascular Disease per 100,000 persons in 2015, Female

eFigure 8b. Age-Standardized All Cardiovascular Disease, Deaths per 100,000 persons in 2015, Female

eFigure 9a. Age-Standardized Prevalence of All Cardiovascular Disease per 100,000 persons in 2015, Male

eFigure 9b. Age-Standardized All Cardiovascular Disease, Deaths per 100,000 persons in 2015, Male

eTable 1: 2015 Global and Regional YLLs for all CVD level 3 and 4 subcauses including 95% uncertainty, total number and age-standardized rate, by sex and total for 2015

| | Years of Life Lost (YLLs) | | | | | |
|--------------------------------|---------------------------------------------|---------------------------------------------|---------------------------------------------|--------------------------------|-----------------------------|------------------------------|
| | All Ages | | | Age-standardized (per 100,000) | | |
| | Total | Female | Male | Total | Female | Male |
| Cardiovascular diseases | | | | | | |
| Global | 321,908,774 (314,611,139 to 330,169,998) | 129,774,606 (126,143,935 to 134,198,007) | 192,134,169 (186,574,029 to 197,861,686) | 4,799 (4,697 to 4,917) | 3,670 (3,568 to 3,793) | 6,022 (5,858 to 6,191) |
| Andean Latin America | 1,098,336 (1,025,287 to 1,181,538) | 491,812 (441,350 to 545,379) | 606,524 (548,444 to 669,754) | 2,433 (2,275 to 2,617) | 2,078 (1,863 to 2,309) | 2,815 (2,558 to 3,096) |
| Australasia | 716,222 (699,515 to 733,145) | 293,208 (283,498 to 303,378) | 423,013 (410,813 to 437,411) | 1,759 (1,719 to 1,802) | 1,265 (1,225 to 1,306) | 2,288 (2,223 to 2,365) |
| Caribbean | 2,080,491 (1,947,121 to 2,212,360) | 982,547 (882,084 to 1,094,590) | 1,097,944 (1,019,913 to 1,179,207) | 4,766 (4,464 to 5,064) | 4,225 (3,788 to 4,713) | 5,359 (4,990 to 5,736) |
| Central Asia | 5,641,225 (5,469,201 to 5,812,266) | 2,282,527 (2,181,564 to 2,375,248) | 3,358,698 (3,232,703 to 3,491,623) | 8,846 (8,601 to 9,100) | 6,482 (6,209 to 6,740) | 11,842 (11,448 to 12,256) |
| Central Europe | 8,866,985 (8,703,497 to 9,010,743) | 3,824,322 (3,744,969 to 3,903,144) | 5,042,663 (4,935,331 to 5,147,908) | 4,851 (4,755 to 4,932) | 3,389 (3,317 to 3,461) | 6,637 (6,494 to 6,775) |
| Central Latin America | 5,565,138 (5,415,548 to 5,703,801) | 2,376,855 (2,292,221 to 2,454,390) | 3,188,282 (3,075,014 to 3,304,211) | 2,934 (2,856 to 3,005) | 2,368 (2,285 to 2,443) | 3,567 (3,446 to 3,692) |
| Central Sub-Saharan Africa | 3,585,086 (2,408,690 to 5,156,965) | 1,921,944 (1,197,528 to 2,931,182) | 1,663,141 (1,069,309 to 2,533,605) | 7,479 (4,998 to 10,525) | 7,822 (4,828 to 11,636) | 6,985 (4,449 to 10,415) |
| East Asia | 67,779,410 (64,663,651 to 71,288,604) | 24,453,325 (22,974,498 to 26,051,655) | 43,326,085 (40,763,048 to 46,205,250) | 4,469 (4,276 to 4,687) | 3,212 (3,029 to 3,413) | 5,775 (5,458 to 6,126) |
| Eastern Europe | 27,990,267 (27,373,275 to 28,673,806) | 12,378,113 (12,039,991 to 12,765,749) | 15,612,154 (15,146,776 to 16,089,527) | 8,919 (8,708 to 9,145) | 5,931 (5,762 to 6,129) | 13,155 (12,774 to 13,541) |
| Eastern Sub-Saharan Africa | 9,746,534 (8,042,783 to 11,771,553) | 4,588,583 (3,483,341 to 5,924,471) | 5,157,951 (3,996,260 to 6,604,100) | 6,169 (5,103 to 7,435) | 5,734 (4,375 to 7,356) | 6,623 (5,209 to 8,486) |
| High-income Asia Pacific | 5,300,784 (5,189,637 to 5,413,472) | 2,205,736 (2,145,129 to 2,267,540) | 3,095,048 (3,022,068 to 3,172,413) | 1,490 (1,460 to 1,520) | 995 (969 to 1,022) | 2,043 (1,992 to 2,093) |
| High-income North America | 12,862,962 (12,673,756 to 13,058,807) | 5,229,519 (5,111,188 to 5,356,040) | 7,633,442 (7,492,675 to 7,767,166) | 2,577 (2,540 to 2,614) | 1,875 (1,834 to 1,917) | 3,359 (3,296 to 3,416) |
| North Africa and Middle East | 23,806,196 (22,485,264 to 25,346,872) | 10,308,648 (9,479,239 to 11,264,681) | 13,497,548 (12,629,180 to 14,504,293) | 6,401 (6,072 to 6,772) | 5,516 (5,098 to 5,981) | 7,314 (6,859 to 7,807) |
| Oceania | 785,332 (575,442 to 1,096,141) | 362,751 (259,582 to 508,644) | 422,581 (311,116 to 595,000) | 11,279 (8,480 to 15,249) | 10,371 (7,651 to 14,160) | 12,143 (9,238 to 16,350) |
| South Asia | 80,871,510 (77,305,676 to 84,772,737) | 30,214,506 (28,284,664 to 32,444,411) | 50,657,004 (47,808,373 to 53,989,680) | 6,797 (6,518 to 7,093) | 5,258 (4,938 to 5,608) | 8,320 (7,877 to 8,834) |
| Southeast Asia | 28,413,937 (25,627,169 to 31,070,862) | 11,535,433 (10,102,974 to 13,047,334) | 16,878,504 (14,733,209 to 19,149,637) | 5,593 (5,080 to 6,084) | 4,368 (3,856 to 4,883) | 6,972 (6,116 to 7,797) |
| Southern Latin America | 2,296,134 (2,240,465 to 2,353,203) | 968,043 (932,315 to 1,004,349) | 1,328,091 (1,283,544 to 1,370,949) | 3,226 (3,147 to 3,305) | 2,285 (2,197 to 2,371) | 4,374 (4,230 to 4,514) |
| Southern Sub-Saharan Africa | 2,637,407 (2,366,098 to 2,987,332) | 1,310,401 (1,132,658 to 1,538,681) | 1,327,006 (1,167,803 to 1,523,246) | 5,634 (5,081 to 6,337) | 4,945 (4,291 to 5,799) | 6,404 (5,720 to 7,259) |
| Tropical Latin America | 8,017,664 (7,677,663 to 8,425,560) | 3,345,056 (3,170,109 to 3,568,099) | 4,672,608 (4,415,883 to 4,953,414) | 4,213 (4,037 to 4,424) | 3,230 (3,064 to 3,443) | 5,414 (5,129 to 5,732) |
| Western Europe | 15,658,936 (15,351,118 to 15,939,637) | 6,709,801 (6,536,136 to 6,875,476) | 8,949,135 (8,765,448 to 9,142,915) | 1,983 (1,945 to 2,017) | 1,373 (1,342 to 1,403) | 2,666 (2,612 to 2,722) |
| Western Sub-Saharan Africa | 8,188,218 (6,999,015 to 9,892,755) | 3,991,473 (3,159,494 to 5,308,391) | 4,196,745 (3,460,006 to 5,292,931) | 4,895 (4,186 to 5,870) | 4,880 (3,895 to 6,478) | 4,869 (4,028 to 6,059) |
| Aortic Aneurysm | | | | | | |
| Global | 2,930,176 (2,846,030 to 3,007,029) | 899,228 (871,473 to 932,501) | 2,030,948 (1,964,364 to 2,090,492) | 44 (43 to 45) | 25 (25 to 26) | 65 (63 to 67) |
| Andean Latin America | 12,585 (11,138 to 14,097) | 4,567 (3,987 to 5,224) | 8,019 (6,758 to 9,246) | 28 (25 to 32) | 19 (17 to 22) | 39 (33 to 45) |
| Australasia | 24,211 (22,595 to 25,889) | 8,606 (7,746 to 9,504) | 15,605 (14,243 to 17,134) | 61 (57 to 65) | 40 (36 to 43) | 84 (77 to 92) |
| Caribbean | 25,781 (24,215 to 27,552) | 7,959 (7,315 to 8,788) | 17,822 (16,443 to 19,509) | 60 (56 to 64) | 34 (32 to 38) | 89 (82 to 97) |

| | | | | | | |
|----------------------------------------|---------------------------------------|-----------------------------------|-----------------------------------|--------------------|-----------------------|---------------------|
| Central Asia | 27,560 (23,304 to 30,780) | 7,298 (5,800 to 9,309) | 20,262 (17,307 to 22,103) | 42 (35 to 47) | 20 (16 to 25) | 71 (61 to 77) |
| Central Europe | 101,420 (95,749 to 105,432) | 30,241 (28,502 to 32,015) | 71,179 (65,585 to 75,091) | 59 (55 to 61) | 31 (29 to 33) | 93 (86 to 98) |
| Central Latin America | 60,176 (56,890 to 63,077) | 16,386 (15,337 to 17,464) | 43,790 (40,970 to 46,351) | 32 (30 to 33) | 16 (15 to 17) | 51 (47 to 54) |
| Central Sub-Saharan Africa | 23,735 (15,005 to 37,729) | 7,730 (4,356 to 12,639) | 16,005 (9,326 to 26,370) | 50 (33 to 77) | 33 (19 to 52) | 71 (44 to 111) |
| East Asia | 302,404 (280,757 to 324,400) | 78,292 (70,994 to 86,861) | 224,112 (202,559 to 245,617) | 19 (18 to 20) | 9.8 (8.9 to 10.8) | 28 (25 to 31) |
| Eastern Europe | 203,891 (190,811 to 216,157) | 61,110 (56,478 to 65,684) | 142,780 (130,820 to 153,768) | 67 (63 to 71) | 32 (30 to 35) | 119 (109 to 127) |
| Eastern Sub-Saharan Africa | 78,000 (58,006 to 108,049) | 19,954 (13,486 to 29,011) | 58,046 (40,346 to 84,426) | 47 (35 to 65) | 24 (16 to 37) | 73 (51 to 105) |
| High-income Asia Pacific | 228,801 (221,791 to 236,082) | 91,092 (87,233 to 94,993) | 137,708 (131,515 to 144,342) | 63 (61 to 65) | 41 (39 to 43) | 89 (85 to 93) |
| High-income North America | 234,435 (225,221 to 244,889) | 77,722 (73,380 to 82,343) | 156,712 (148,839 to 166,186) | 48 (46 to 50) | 29 (27 to 31) | 70 (66 to 74) |
| North Africa and Middle East | 152,629 (143,208 to 162,809) | 47,728 (43,607 to 52,284) | 104,901 (96,892 to 113,880) | 41 (38 to 43) | 26 (24 to 29) | 55 (52 to 60) |
| Oceania | 5,830 (3,945 to 9,217) | 1,995 (1,438 to 3,057) | 3,835 (2,343 to 6,728) | 90 (64 to 137) | 64 (48 to 94) | 119 (77 to 195) |
| South Asia | 480,181 (448,513 to 519,337) | 130,414 (119,937 to 143,263) | 349,766 (321,139 to 387,382) | 39 (36 to 42) | 20 (19 to 22) | 58 (53 to 64) |
| Southeast Asia | 197,924 (164,414 to 232,693) | 67,736 (54,227 to 82,227) | 130,188 (106,201 to 155,334) | 41 (34 to 47) | 25 (21 to 30) | 60 (49 to 71) |
| Southern Latin America | 61,616 (58,094 to 65,134) | 19,777 (18,197 to 21,499) | 41,839 (38,534 to 44,961) | 87 (82 to 92) | 47 (44 to 51) | 138 (127 to 148) |
| Southern Sub-Saharan Africa | 31,069 (27,606 to 35,300) | 8,326 (7,002 to 9,865) | 22,743 (19,548 to 26,254) | 66 (59 to 74) | 30 (25 to 35) | 117 (102 to 134) |
| Tropical Latin America | 202,654 (187,210 to 219,084) | 71,091 (65,279 to 77,825) | 131,564 (118,115 to 145,091) | 105 (97 to 113) | 67 (62 to 74) | 151 (136 to 166) |
| Western Europe | 437,348 (420,085 to 456,680) | 129,120 (123,072 to 135,654) | 308,229 (292,626 to 325,772) | 58 (56 to 61) | 29 (28 to 31) | 92 (87 to 97) |
| Western Sub-Saharan Africa | 37,925 (30,751 to 49,272) | 12,085 (8,305 to 17,995) | 25,841 (20,253 to 35,181) | 23 (19 to 29) | 15 (11 to 21) | 32 (26 to 43) |
| Atrial fibrillation and flutter | | | | | | |
| Global | 1,799,111 (1,518,144 to 2,126,610) | 913,787 (769,001 to 1,078,533) | 885,324 (745,353 to 1,050,012) | 30 (25 to 35) | 26 (22 to 31) | 35 (29 to 41) |
| Andean Latin America | 9,338 (7,169 to 11,948) | 4,081 (3,147 to 5,250) | 5,257 (3,968 to 6,816) | 24 (18 to 31) | 18 (14 to 24) | 31 (23 to 40) |
| Australasia | 13,483 (10,976 to 16,227) | 6,362 (5,175 to 7,808) | 7,121 (5,771 to 8,682) | 31 (26 to 37) | 26 (21 to 31) | 37 (30 to 45) |
| Caribbean | 10,997 (8,460 to 13,970) | 4,886 (3,729 to 6,174) | 6,111 (4,670 to 7,826) | 26 (20 to 32) | 20 (15 to 25) | 33 (25 to 42) |
| Central Asia | 20,418 (16,234 to 25,569) | 11,442 (8,995 to 14,469) | 8,976 (7,258 to 11,206) | 38 (30 to 48) | 36 (28 to 45) | 42 (33 to 53) |
| Central Europe | 85,592 (72,765 to 99,702) | 49,270 (41,382 to 58,106) | 36,323 (31,054 to 41,903) | 44 (37 to 51) | 40 (34 to 48) | 49 (42 to 56) |
| Central Latin America | 39,938 (30,985 to 50,146) | 17,715 (13,876 to 22,240) | 22,223 (17,260 to 27,911) | 24 (19 to 31) | 19 (15 to 24) | 32 (24 to 41) |
| Central Sub-Saharan Africa | 6,308 (3,980 to 9,111) | 2,909 (1,609 to 4,626) | 3,399 (2,067 to 5,221) | 23 (14 to 33) | 19 (11 to 31) | 29 (18 to 44) |
| East Asia | 316,838 (254,057 to 383,833) | 148,661 (119,216 to 181,534) | 168,177 (134,852 to 204,575) | 25 (20 to 31) | 22 (17 to 27) | 29 (23 to 36) |
| Eastern Europe | 118,820 (93,185 to 150,727) | 77,975 (60,664 to 98,874) | 40,845 (32,589 to 51,921) | 35 (28 to 44) | 33 (26 to 42) | 38 (30 to 48) |
| Eastern Sub-Saharan Africa | 17,168 (12,943 to 22,070) | 6,658 (4,535 to 9,196) | 10,510 (7,809 to 14,030) | 18 (13 to 23) | 12.6 (8.5 to 17.4) | 24 (17 to 32) |
| High-income Asia Pacific | 73,873 (56,652 to 93,235) | 28,788 (22,066 to 37,117) | 45,085 (34,840 to 56,712) | 17 (13 to 20) | 10.2 (7.9 to 12.9) | 26 (20 to 32) |

| | | | | | | |
|---------------------------------------|---------------------------------------|---------------------------------------|---------------------------------------|---------------------|-----------------------|---------------------------|
| High-income North America | 210,113 (183,645 to 237,601) | 115,890 (100,469 to 133,281) | 94,222 (83,192 to 106,477) | 38 (34 to 43) | 36 (31 to 40) | 41 (36 to 47) |
| North Africa and Middle East | 79,793 (63,912 to 98,670) | 41,875 (32,905 to 52,259) | 37,918 (30,381 to 47,280) | 31 (24 to 39) | 30 (23 to 37) | 33 (26 to 43) |
| Oceania | 1,127 (828 to 1,498) | 574 (420 to 778) | 553 (400 to 732) | 32 (23 to 42) | 28 (21 to 39) | 37 (27 to 50) |
| South Asia | 218,996 (174,949 to 268,245) | 82,607 (65,554 to 102,418) | 136,390 (107,802 to 167,033) | 27 (21 to 34) | 20 (15 to 25) | 36 (28 to 45) |
| Southeast Asia | 107,962 (84,033 to 134,451) | 56,687 (44,069 to 71,820) | 51,274 (39,430 to 64,782) | 30 (23 to 38) | 26 (20 to 34) | 35 (26 to 45) |
| Southern Latin America | 26,620 (20,778 to 33,386) | 13,280 (10,143 to 17,042) | 13,340 (10,491 to 16,784) | 35 (28 to 44) | 28 (21 to 35) | 47 (37 to 59) |
| Southern Sub-Saharan Africa | 5,254 (4,108 to 6,630) | 2,654 (2,028 to 3,419) | 2,600 (2,023 to 3,295) | 14 (11 to 18) | 11.1 (8.5 to 14.4) | 20 (15 to 25) |
| Tropical Latin America | 38,944 (30,713 to 48,220) | 18,219 (14,431 to 22,811) | 20,725 (16,477 to 26,003) | 25 (19 to 31) | 19 (15 to 24) | 33 (26 to 42) |
| Western Europe | 387,163 (324,622 to 461,813) | 218,805 (182,237 to 262,646) | 168,358 (141,089 to 200,261) | 41 (35 to 49) | 38 (32 to 45) | 46 (38 to 54) |
| Western Sub-Saharan Africa | 10,366 (7,903 to 13,689) | 4,449 (3,261 to 6,216) | 5,918 (4,362 to 7,971) | 13 (10 to 18) | 10.8 (7.8 to 15.0) | 16 (12 to 22) |
| Cardiomyopathy and myocarditis | | | | | | |
| Global | 8,945,221 (8,513,808 to 9,431,718) | 3,257,555 (3,128,826 to 3,424,308) | 5,687,666 (5,196,369 to 6,090,516) | 126 (120 to 133) | 90 (86 to 95) | 163 (149 to 174) |
| Andean Latin America | 28,905 (25,139 to 35,424) | 12,393 (10,622 to 14,563) | 16,512 (13,762 to 22,138) | 55 (48 to 68) | 46 (40 to 54) | 64 (54 to 86) |
| Australasia | 27,013 (25,382 to 28,728) | 7,505 (6,928 to 8,219) | 19,507 (18,011 to 21,225) | 76 (72 to 81) | 40 (37 to 44) | 114 (105 to 123) |
| Caribbean | 68,656 (61,156 to 78,232) | 30,684 (26,080 to 36,975) | 37,972 (33,242 to 44,462) | 155 (138 to 176) | 135 (114 to 163) | 175 (153 to 205) |
| Central Asia | 113,722 (104,734 to 125,763) | 32,243 (29,678 to 34,897) | 81,479 (73,353 to 91,926) | 141 (130 to 155) | 78 (71 to 84) | 211 (190 to 239) |
| Central Europe | 502,878 (479,080 to 523,721) | 196,440 (185,438 to 208,694) | 306,438 (286,071 to 324,727) | 292 (278 to 304) | 185 (175 to 195) | 415 (387 to 440) |
| Central Latin America | 130,025 (122,942 to 140,554) | 48,751 (46,205 to 51,535) | 81,273 (75,312 to 90,191) | 58 (55 to 62) | 42 (40 to 45) | 74 (68 to 81) |
| Central Sub-Saharan Africa | 138,730 (97,245 to 192,462) | 67,041 (40,671 to 98,823) | 71,689 (46,680 to 105,953) | 159 (108 to 233) | 139 (87 to 212) | 179 (110 to 282) |
| East Asia | 833,920 (694,140 to 900,536) | 310,369 (283,580 to 342,986) | 523,551 (379,608 to 581,839) | 60 (50 to 65) | 48 (44 to 54) | 72 (52 to 81) |
| Eastern Europe | 2,244,117 (2,107,170 to 2,392,986) | 619,352 (574,113 to 665,586) | 1,624,766 (1,502,119 to 1,775,718) | 833 (780 to 889) | 403 (374 to 433) | 1,336 (1,230 to 1,455) |
| Eastern Sub-Saharan Africa | 227,532 (165,422 to 300,844) | 85,437 (61,728 to 114,202) | 142,095 (96,556 to 202,246) | 99 (70 to 131) | 71 (48 to 100) | 129 (84 to 184) |
| High-income Asia Pacific | 132,101 (126,822 to 137,518) | 56,560 (53,859 to 59,499) | 75,542 (71,619 to 79,766) | 50 (48 to 52) | 36 (34 to 38) | 63 (60 to 67) |
| High-income North America | 591,718 (568,474 to 617,154) | 202,873 (192,314 to 213,801) | 388,845 (368,036 to 412,690) | 135 (130 to 141) | 89 (84 to 93) | 186 (176 to 197) |
| North Africa and Middle East | 1,028,757 (922,601 to 1,125,627) | 429,606 (383,298 to 477,938) | 599,151 (488,814 to 670,406) | 211 (191 to 230) | 174 (158 to 192) | 247 (209 to 281) |
| Oceania | 29,229 (19,630 to 43,044) | 15,335 (9,789 to 22,689) | 13,894 (8,973 to 20,847) | 333 (229 to 477) | 338 (224 to 494) | 331 (219 to 484) |
| South Asia | 781,345 (663,199 to 854,374) | 353,498 (310,503 to 401,368) | 427,847 (292,553 to 492,764) | 48 (42 to 52) | 43 (38 to 49) | 52 (39 to 60) |
| Southeast Asia | 529,838 (456,906 to 635,823) | 203,076 (171,541 to 241,610) | 326,761 (266,653 to 421,538) | 91 (79 to 108) | 69 (58 to 81) | 114 (94 to 148) |
| Southern Latin America | 95,805 (90,526 to 101,345) | 31,500 (29,173 to 34,180) | 64,305 (59,500 to 69,482) | 139 (132 to 147) | 81 (75 to 87) | 208 (193 to 225) |
| Southern Sub-Saharan Africa | 198,514 (172,227 to 231,334) | 88,156 (73,678 to 106,308) | 110,358 (91,517 to 132,099) | 344 (300 to 398) | 279 (235 to 334) | 424 (355 to 508) |
| Tropical Latin America | 450,303 (396,102 to 494,200) | 160,611 (148,364 to 175,409) | 289,692 (231,173 to 325,195) | 228 (201 to 251) | 156 (144 to 170) | 311 (250 to 350) |

| | | | | | | |
|-------------------------------------|------------------------------------------|------------------------------------------|------------------------------------------|---------------------------|---------------------------|---------------------------|
| Western Europe | 589,598 (564,719 to 615,490) | 228,541 (215,054 to 243,072) | 361,057 (341,636 to 382,881) | 84 (80 to 87) | 52 (49 to 54) | 117 (111 to 124) |
| Western Sub-Saharan Africa | 202,515 (164,610 to 255,554) | 77,583 (56,273 to 105,659) | 124,932 (97,179 to 167,947) | 77 (62 to 99) | 55 (41 to 77) | 100 (77 to 140) |
| Endocarditis | | | | | | |
| Global | 2,197,934 (1,824,900 to 2,410,635) | 1,055,438 (809,456 to 1,203,411) | 1,142,496 (903,571 to 1,337,854) | 31 (26 to 34) | 29 (22 to 33) | 33 (26 to 38) |
| Andean Latin America | 21,466 (17,390 to 26,563) | 9,746 (7,468 to 13,501) | 11,720 (8,319 to 15,832) | 40 (32 to 50) | 36 (27 to 49) | 45 (31 to 59) |
| Australasia | 5,905 (5,421 to 6,382) | 2,602 (2,320 to 2,931) | 3,303 (2,958 to 3,665) | 16 (15 to 17) | 13 (12 to 15) | 19 (17 to 21) |
| Caribbean | 18,046 (15,544 to 21,224) | 9,628 (7,580 to 12,672) | 8,418 (6,782 to 10,229) | 41 (35 to 48) | 42 (33 to 56) | 39 (31 to 47) |
| Central Asia | 12,617 (10,675 to 16,333) | 4,668 (3,867 to 6,349) | 7,949 (6,514 to 10,765) | 16 (13 to 20) | 11.2 (9.4 to 15.1) | 21 (17 to 28) |
| Central Europe | 25,130 (23,350 to 26,812) | 9,085 (8,488 to 9,848) | 16,045 (14,566 to 17,404) | 16 (15 to 17) | 10.8 (10.0 to 11.7) | 23 (20 to 24) |
| Central Latin America | 55,150 (52,090 to 58,173) | 23,379 (21,866 to 25,066) | 31,771 (29,485 to 34,257) | 24 (23 to 25) | 20 (19 to 21) | 28 (26 to 30) |
| Central Sub-Saharan Africa | 57,028 (32,829 to 85,084) | 31,081 (12,671 to 50,869) | 25,947 (13,827 to 43,391) | 72 (40 to 113) | 78 (34 to 131) | 65 (34 to 106) |
| East Asia | 151,602 (123,199 to 191,764) | 56,337 (40,947 to 76,126) | 95,265 (70,957 to 129,472) | 10.8 (8.8 to 13.5) | 8.3 (6.0 to 11.1) | 13.4 (9.9 to 18.2) |
| Eastern Europe | 79,745 (72,607 to 88,459) | 25,169 (22,987 to 28,700) | 54,576 (48,178 to 61,888) | 31 (28 to 34) | 17 (16 to 20) | 46 (41 to 53) |
| Eastern Sub-Saharan Africa | 179,407 (111,753 to 236,339) | 86,146 (43,294 to 118,584) | 93,262 (55,045 to 134,080) | 68 (38 to 98) | 64 (32 to 96) | 71 (39 to 114) |
| High-income Asia Pacific | 44,572 (42,462 to 46,916) | 22,660 (21,363 to 24,106) | 21,912 (20,485 to 23,366) | 14 (14 to 15) | 12 (12 to 13) | 16 (15 to 17) |
| High-income North America | 145,474 (139,378 to 151,601) | 66,944 (63,280 to 70,578) | 78,530 (74,147 to 82,779) | 31 (30 to 33) | 27 (25 to 28) | 36 (34 to 38) |
| North Africa and Middle East | 309,311 (267,590 to 412,108) | 189,936 (153,274 to 267,814) | 119,374 (93,988 to 161,678) | 67 (59 to 93) | 85 (70 to 125) | 49 (40 to 70) |
| Oceania | 11,814 (8,226 to 16,360) | 7,371 (4,582 to 11,490) | 4,443 (2,875 to 6,579) | 146 (103 to 199) | 181 (116 to 271) | 107 (72 to 156) |
| South Asia | 244,962 (126,882 to 304,495) | 116,656 (48,199 to 145,880) | 128,306 (65,594 to 162,941) | 15.5 (8.8 to 18.9) | 14.7 (6.7 to 18.0) | 16.4 (9.1 to 20.4) |
| Southeast Asia | 354,598 (297,066 to 430,244) | 157,459 (118,576 to 204,623) | 197,139 (153,715 to 249,816) | 59 (49 to 70) | 51 (38 to 66) | 67 (51 to 84) |
| Southern Latin America | 31,751 (29,525 to 33,893) | 18,375 (16,661 to 20,228) | 13,376 (12,224 to 14,530) | 46 (43 to 49) | 45 (42 to 49) | 43 (39 to 47) |
| Southern Sub-Saharan Africa | 25,945 (21,819 to 35,104) | 11,940 (9,358 to 18,031) | 14,005 (10,732 to 20,600) | 39 (33 to 52) | 34 (27 to 52) | 43 (33 to 64) |
| Tropical Latin America | 76,188 (54,869 to 89,728) | 32,834 (21,203 to 40,896) | 43,353 (28,793 to 54,434) | 37 (26 to 44) | 31 (20 to 38) | 45 (29 to 55) |
| Western Europe | 169,852 (161,333 to 178,512) | 86,759 (81,148 to 92,943) | 83,093 (76,371 to 89,352) | 24 (23 to 25) | 20 (19 to 22) | 27 (25 to 29) |
| Western Sub-Saharan Africa | 177,372 (135,982 to 229,570) | 86,664 (56,600 to 129,984) | 90,708 (65,051 to 124,011) | 56 (44 to 74) | 54 (38 to 81) | 57 (41 to 81) |
| Hemorrhagic and other stroke | | | | | | |
| Global | 70,623,033 (68,220,445 to 73,564,496) | 29,333,303 (27,872,920 to 31,381,178) | 41,289,730 (39,438,614 to 43,279,057) | 1,030 (995 to 1,073) | 822 (781 to 880) | 1,256 (1,201 to 1,316) |
| Andean Latin America | 214,782 (197,475 to 238,715) | 103,252 (91,125 to 117,780) | 111,529 (99,125 to 126,400) | 445 (408 to 495) | 417 (368 to 475) | 473 (418 to 536) |
| Australasia | 95,308 (90,279 to 101,208) | 49,889 (46,038 to 53,951) | 45,419 (42,117 to 49,348) | 236 (224 to 249) | 224 (209 to 241) | 247 (230 to 268) |
| Caribbean | 381,939 (347,208 to 418,563) | 197,711 (168,620 to 231,752) | 184,228 (166,386 to 204,621) | 868 (790 to 951) | 856 (729 to 1,005) | 882 (800 to 977) |
| Central Asia | 959,392 (918,469 to 1,029,525) | 438,219 (403,243 to 495,596) | 521,172 (491,394 to 553,774) | 1,453 (1,389 to 1,557) | 1,201 (1,107 to 1,353) | 1,766 (1,666 to 1,875) |

| | | | | | | |
|-----------------------------------|------------------------------------------|---------------------------------------|------------------------------------------|---------------------------|---------------------------|---------------------------|
| Central Europe | 1,189,331 (1,149,019 to 1,240,077) | 549,281 (524,745 to 572,179) | 640,050 (616,256 to 681,064) | 678 (655 to 706) | 536 (513 to 559) | 847 (816 to 900) |
| Central Latin America | 986,403 (951,738 to 1,019,951) | 471,384 (451,161 to 492,019) | 515,019 (490,422 to 540,519) | 490 (474 to 507) | 447 (428 to 466) | 538 (513 to 564) |
| Central Sub-Saharan Africa | 1,052,294 (692,972 to 1,562,499) | 575,238 (337,458 to 906,792) | 477,056 (300,991 to 737,478) | 2,036 (1,303 to 2,939) | 2,167 (1,231 to 3,381) | 1,878 (1,165 to 2,928) |
| East Asia | 22,492,144 (21,251,873 to 24,214,858) | 7,806,002 (7,210,706 to 8,792,281) | 14,686,142 (13,609,724 to 15,875,148) | 1,426 (1,348 to 1,540) | 988 (915 to 1,123) | 1,877 (1,742 to 2,023) |
| Eastern Europe | 2,586,833 (2,451,007 to 2,734,949) | 1,185,669 (1,096,487 to 1,281,855) | 1,401,164 (1,302,843 to 1,499,165) | 844 (801 to 888) | 618 (574 to 666) | 1,151 (1,073 to 1,226) |
| Eastern Sub-Saharan Africa | 2,424,699 (1,911,450 to 2,981,447) | 1,197,385 (854,693 to 1,609,404) | 1,227,314 (931,460 to 1,609,105) | 1,443 (1,136 to 1,776) | 1,396 (969 to 1,881) | 1,488 (1,122 to 1,946) |
| High-income Asia Pacific | 1,164,266 (1,125,832 to 1,207,312) | 470,383 (449,837 to 494,538) | 693,883 (666,432 to 722,292) | 366 (355 to 379) | 257 (247 to 269) | 485 (466 to 505) |
| High-income North America | 1,028,038 (991,249 to 1,070,851) | 503,752 (478,738 to 530,568) | 524,285 (498,217 to 555,044) | 217 (210 to 226) | 200 (190 to 210) | 236 (225 to 250) |
| North Africa and Middle East | 4,035,257 (3,710,082 to 4,492,444) | 1,929,068 (1,685,675 to 2,263,172) | 2,106,189 (1,944,553 to 2,341,315) | 987 (909 to 1,099) | 946 (829 to 1,102) | 1,033 (955 to 1,168) |
| Oceania | 192,578 (137,190 to 279,717) | 106,304 (71,616 to 156,302) | 86,274 (60,406 to 123,402) | 2,615 (1,891 to 3,705) | 2,877 (1,970 to 4,220) | 2,310 (1,615 to 3,243) |
| South Asia | 15,173,456 (13,987,019 to 16,304,292) | 6,373,524 (5,478,720 to 7,146,032) | 8,799,931 (7,924,700 to 9,701,190) | 1,199 (1,101 to 1,293) | 1,038 (881 to 1,172) | 1,355 (1,217 to 1,499) |
| Southeast Asia | 9,352,614 (8,283,051 to 10,389,562) | 3,900,517 (3,294,651 to 4,504,850) | 5,452,097 (4,690,434 to 6,317,434) | 1,778 (1,585 to 1,961) | 1,431 (1,217 to 1,644) | 2,162 (1,864 to 2,472) |
| Southern Latin America | 346,556 (331,744 to 359,967) | 153,474 (144,731 to 162,465) | 193,083 (182,455 to 204,214) | 500 (479 to 519) | 400 (377 to 423) | 621 (587 to 657) |
| Southern Sub-Saharan Africa | 564,469 (497,815 to 647,673) | 281,156 (238,450 to 341,019) | 283,313 (241,605 to 333,248) | 1,133 (1,006 to 1,290) | 1,020 (871 to 1,229) | 1,250 (1,085 to 1,471) |
| Tropical Latin America | 2,007,630 (1,913,492 to 2,162,505) | 924,520 (870,402 to 991,401) | 1,083,109 (1,017,696 to 1,208,866) | 1,033 (985 to 1,111) | 873 (822 to 935) | 1,231 (1,157 to 1,371) |
| Western Europe | 1,967,477 (1,899,948 to 2,045,706) | 957,561 (914,165 to 1,002,173) | 1,009,916 (967,534 to 1,059,399) | 260 (252 to 269) | 219 (210 to 229) | 306 (293 to 320) |
| Western Sub-Saharan Africa | 2,407,569 (2,045,106 to 2,912,238) | 1,159,014 (910,331 to 1,559,330) | 1,248,556 (1,012,004 to 1,570,157) | 1,223 (1,032 to 1,497) | 1,210 (942 to 1,631) | 1,231 (1,000 to 1,572) |
| Hypertensive heart disease | | | | | | |
| Global | 16,814,565 (15,609,949 to 17,888,838) | 8,063,747 (6,798,970 to 8,865,627) | 8,750,818 (8,234,861 to 9,288,021) | 252 (233 to 268) | 228 (192 to 250) | 277 (261 to 294) |
| Andean Latin America | 52,361 (45,814 to 57,702) | 27,080 (20,462 to 31,437) | 25,281 (21,946 to 28,978) | 120 (104 to 132) | 116 (89 to 135) | 122 (106 to 141) |
| Australasia | 10,918 (9,921 to 12,058) | 6,115 (5,334 to 7,048) | 4,803 (4,265 to 5,523) | 26 (24 to 29) | 25 (22 to 28) | 26 (23 to 30) |
| Caribbean | 136,877 (120,545 to 167,282) | 72,415 (58,549 to 99,191) | 64,462 (55,724 to 78,587) | 314 (276 to 384) | 311 (250 to 425) | 316 (274 to 383) |
| Central Asia | 358,990 (289,688 to 399,475) | 165,871 (94,945 to 195,839) | 193,119 (167,365 to 219,523) | 564 (448 to 628) | 463 (261 to 547) | 696 (601 to 792) |
| Central Europe | 395,808 (363,338 to 416,565) | 202,033 (190,096 to 214,129) | 193,775 (157,544 to 209,638) | 212 (194 to 223) | 177 (167 to 187) | 254 (206 to 273) |
| Central Latin America | 299,235 (284,985 to 314,748) | 162,055 (150,932 to 172,682) | 137,180 (128,123 to 147,100) | 167 (159 to 176) | 166 (155 to 177) | 166 (156 to 178) |
| Central Sub-Saharan Africa | 357,525 (221,756 to 553,121) | 232,478 (120,470 to 395,293) | 125,047 (71,022 to 216,870) | 830 (513 to 1,271) | 1,039 (554 to 1,766) | 573 (334 to 983) |
| East Asia | 3,882,813 (3,322,545 to 4,201,381) | 1,555,035 (1,011,618 to 1,747,733) | 2,327,778 (2,106,805 to 2,552,881) | 266 (224 to 287) | 208 (135 to 234) | 328 (297 to 359) |
| Eastern Europe | 524,454 (492,696 to 564,914) | 267,828 (246,438 to 292,303) | 256,626 (231,922 to 286,362) | 166 (156 to 179) | 130 (120 to 141) | 214 (194 to 238) |
| Eastern Sub-Saharan Africa | 997,925 (694,186 to 1,582,141) | 590,341 (341,986 to 1,040,848) | 407,584 (290,895 to 706,075) | 673 (457 to 1,117) | 779 (444 to 1,415) | 543 (390 to 998) |
| High-income Asia Pacific | 132,924 (125,168 to 142,713) | 77,849 (72,649 to 83,979) | 55,076 (51,077 to 61,146) | 34 (32 to 36) | 31 (29 to 34) | 36 (33 to 40) |
| High-income North America | 660,907 (581,842 to 690,950) | 272,863 (254,982 to 289,316) | 388,044 (318,548 to 413,817) | 136 (119 to 143) | 102 (95 to 108) | 172 (141 to 183) |

| | | | | | | |
|-------------------------------|---------------------------------------------|------------------------------------------|-------------------------------------------|---------------------------|---------------------------|---------------------------|
| North Africa and Middle East | 1,024,654 (922,916 to 1,160,280) | 588,228 (503,271 to 734,622) | 436,426 (387,434 to 489,517) | 300 (270 to 336) | 332 (285 to 412) | 266 (236 to 296) |
| Oceania | 38,212 (26,210 to 57,435) | 19,471 (11,923 to 31,315) | 18,741 (12,834 to 28,270) | 615 (434 to 926) | 606 (385 to 978) | 623 (440 to 966) |
| South Asia | 4,787,266 (4,295,242 to 5,415,984) | 2,061,601 (1,765,209 to 2,539,856) | 2,725,665 (2,322,364 to 3,106,398) | 398 (356 to 448) | 351 (299 to 433) | 443 (376 to 507) |
| Southeast Asia | 1,356,173 (1,197,263 to 1,540,060) | 693,301 (573,973 to 842,199) | 662,872 (567,775 to 772,172) | 269 (238 to 304) | 261 (217 to 315) | 274 (237 to 317) |
| Southern Latin America | 112,978 (106,006 to 122,155) | 54,619 (49,559 to 59,949) | 58,359 (53,666 to 64,010) | 155 (146 to 167) | 122 (112 to 134) | 196 (180 to 216) |
| Southern Sub-Saharan Africa | 266,048 (233,140 to 308,018) | 161,944 (134,859 to 195,055) | 104,104 (90,667 to 119,721) | 591 (517 to 678) | 623 (520 to 747) | 531 (469 to 603) |
| Tropical Latin America | 406,673 (366,598 to 431,793) | 205,353 (171,508 to 226,692) | 201,320 (185,696 to 215,729) | 220 (196 to 233) | 200 (165 to 221) | 245 (226 to 263) |
| Western Europe | 605,258 (571,025 to 641,977) | 359,930 (331,887 to 389,894) | 245,329 (228,280 to 264,742) | 69 (65 to 73) | 66 (61 to 70) | 70 (65 to 75) |
| Western Sub-Saharan Africa | 406,566 (321,147 to 552,740) | 287,337 (197,966 to 420,884) | 119,230 (90,767 to 161,623) | 250 (196 to 336) | 352 (250 to 503) | 137 (105 to 186) |
| Ischemic heart disease | | | | | | |
| Global | 156,745,658 (152,797,770 to 160,957,100) | 57,580,629 (55,973,775 to 59,632,960) | 99,165,029 (95,982,020 to 102,734,676) | 2,343 (2,285 to 2,403) | 1,634 (1,589 to 1,692) | 3,106 (3,011 to 3,209) |
| Andean Latin America | 534,930 (495,318 to 576,593) | 222,256 (198,037 to 250,438) | 312,674 (279,934 to 347,926) | 1,222 (1,132 to 1,319) | 966 (859 to 1,090) | 1,498 (1,345 to 1,653) |
| Australasia | 420,533 (406,499 to 433,350) | 151,984 (144,416 to 159,491) | 268,549 (258,273 to 278,728) | 1,033 (999 to 1,063) | 645 (613 to 676) | 1,450 (1,395 to 1,504) |
| Caribbean | 1,026,879 (969,210 to 1,085,389) | 437,889 (398,421 to 482,253) | 588,990 (550,368 to 631,009) | 2,355 (2,223 to 2,490) | 1,876 (1,705 to 2,068) | 2,882 (2,696 to 3,077) |
| Central Asia | 3,296,465 (3,172,848 to 3,424,808) | 1,250,126 (1,185,851 to 1,310,872) | 2,046,339 (1,947,373 to 2,147,913) | 5,251 (5,071 to 5,443) | 3,631 (3,449 to 3,800) | 7,304 (6,974 to 7,624) |
| Central Europe | 4,704,390 (4,605,636 to 4,795,481) | 1,881,457 (1,836,768 to 1,924,439) | 2,822,934 (2,744,936 to 2,894,107) | 2,556 (2,498 to 2,607) | 1,626 (1,585 to 1,664) | 3,695 (3,595 to 3,789) |
| Central Latin America | 3,245,807 (3,149,886 to 3,330,968) | 1,267,416 (1,218,980 to 1,311,814) | 1,978,391 (1,904,045 to 2,055,287) | 1,733 (1,683 to 1,777) | 1,286 (1,237 to 1,330) | 2,234 (2,155 to 2,317) |
| Central Sub-Saharan Africa | 1,026,771 (655,805 to 1,542,636) | 462,960 (271,126 to 716,457) | 563,811 (342,986 to 897,808) | 2,403 (1,563 to 3,431) | 2,193 (1,323 to 3,282) | 2,595 (1,617 to 3,993) |
| East Asia | 25,207,835 (23,858,923 to 26,611,608) | 8,828,763 (8,244,901 to 9,441,690) | 16,379,073 (15,219,087 to 17,665,323) | 1,662 (1,580 to 1,750) | 1,167 (1,093 to 1,246) | 2,172 (2,028 to 2,331) |
| Eastern Europe | 16,663,181 (16,261,727 to 17,054,359) | 7,158,632 (6,933,221 to 7,384,622) | 9,504,549 (9,203,439 to 9,813,611) | 5,223 (5,096 to 5,348) | 3,325 (3,221 to 3,436) | 8,002 (7,762 to 8,241) |
| Eastern Sub-Saharan Africa | 3,084,083 (2,431,134 to 3,837,577) | 1,227,141 (870,859 to 1,693,777) | 1,856,942 (1,391,307 to 2,474,449) | 2,070 (1,643 to 2,548) | 1,660 (1,191 to 2,247) | 2,525 (1,931 to 3,315) |
| High-income Asia Pacific | 2,166,000 (2,112,127 to 2,220,663) | 826,918 (792,151 to 859,266) | 1,339,082 (1,294,239 to 1,383,200) | 612 (597 to 628) | 358 (345 to 372) | 890 (859 to 919) |
| High-income North America | 7,918,311 (7,718,471 to 8,076,801) | 2,953,356 (2,845,620 to 3,050,230) | 4,964,955 (4,831,780 to 5,076,783) | 1,562 (1,524 to 1,593) | 1,032 (996 to 1,063) | 2,156 (2,099 to 2,204) |
| North Africa and Middle East | 12,698,714 (11,872,505 to 13,616,871) | 4,823,324 (4,420,181 to 5,316,216) | 7,875,390 (7,289,692 to 8,561,362) | 3,533 (3,323 to 3,760) | 2,719 (2,508 to 2,964) | 4,367 (4,070 to 4,700) |
| Oceania | 350,880 (256,876 to 487,590) | 127,099 (90,486 to 181,046) | 223,782 (163,725 to 315,236) | 5,183 (3,928 to 6,966) | 3,922 (2,882 to 5,369) | 6,446 (4,906 to 8,688) |
| South Asia | 45,499,549 (43,342,793 to 48,060,954) | 15,084,312 (14,049,374 to 16,366,510) | 30,415,237 (28,610,810 to 32,603,576) | 3,873 (3,698 to 4,071) | 2,713 (2,532 to 2,937) | 5,020 (4,734 to 5,345) |
| Southeast Asia | 11,854,851 (10,632,446 to 13,036,603) | 4,217,467 (3,707,708 to 4,751,282) | 7,637,384 (6,666,846 to 8,655,077) | 2,317 (2,093 to 2,520) | 1,605 (1,425 to 1,792) | 3,123 (2,743 to 3,473) |
| Southern Latin America | 1,152,236 (1,115,850 to 1,186,836) | 440,901 (421,076 to 461,994) | 711,335 (682,644 to 736,991) | 1,614 (1,563 to 1,663) | 1,018 (974 to 1,067) | 2,337 (2,243 to 2,421) |
| Southern Sub-Saharan Africa | 1,024,791 (916,632 to 1,156,002) | 474,488 (406,290 to 557,223) | 550,304 (482,639 to 630,405) | 2,302 (2,074 to 2,583) | 1,876 (1,613 to 2,195) | 2,799 (2,483 to 3,168) |
| Tropical Latin America | 3,718,598 (3,545,957 to 3,904,185) | 1,422,468 (1,341,224 to 1,530,940) | 2,296,129 (2,142,073 to 2,445,214) | 1,946 (1,857 to 2,043) | 1,378 (1,299 to 1,480) | 2,625 (2,458 to 2,789) |
| Western Europe | 8,263,885 (8,068,828 to 8,435,307) | 3,067,414 (2,966,414 to 3,169,367) | 5,196,472 (5,072,530 to 5,324,522) | 1,058 (1,036 to 1,079) | 619 (600 to 638) | 1,553 (1,517 to 1,590) |

| | | | | | | |
|------------------------------------------------------|------------------------------------------|------------------------------------------|------------------------------------------|---------------------------|---------------------------|---------------------------|
| Western Sub-Saharan Africa | 2,886,968 (2,439,007 to 3,475,099) | 1,254,257 (981,436 to 1,698,642) | 1,632,710 (1,309,843 to 2,093,666) | 1,987 (1,706 to 2,356) | 1,783 (1,426 to 2,358) | 2,193 (1,794 to 2,745) |
| Ischemic stroke | | | | | | |
| Global | 41,548,546 (39,843,949 to 43,182,109) | 18,890,267 (17,796,906 to 20,065,480) | 22,658,279 (21,549,208 to 23,734,429) | 651 (625 to 676) | 543 (512 to 577) | 773 (738 to 807) |
| Andean Latin America | 534,930 (495,318 to 576,593) | 222,256 (198,037 to 250,438) | 312,674 (279,934 to 347,926) | 1,222 (1,132 to 1,319) | 966 (859 to 1,090) | 1,498 (1,345 to 1,653) |
| Australasia | 420,533 (406,499 to 433,350) | 151,984 (144,416 to 159,491) | 268,549 (258,273 to 278,728) | 1,033 (999 to 1,063) | 645 (613 to 676) | 1,450 (1,395 to 1,504) |
| Caribbean | 1,026,879 (969,210 to 1,085,389) | 437,889 (398,421 to 482,253) | 588,990 (550,368 to 631,009) | 2,355 (2,223 to 2,490) | 1,876 (1,705 to 2,068) | 2,882 (2,696 to 3,077) |
| Central Asia | 3,296,465 (3,172,848 to 3,424,808) | 1,250,126 (1,185,851 to 1,310,872) | 2,046,339 (1,947,373 to 2,147,913) | 5,251 (5,071 to 5,443) | 3,631 (3,449 to 3,800) | 7,304 (6,974 to 7,624) |
| Central Europe | 4,704,390 (4,605,636 to 4,795,481) | 1,881,457 (1,836,768 to 1,924,439) | 2,822,934 (2,744,936 to 2,894,107) | 2,556 (2,498 to 2,607) | 1,626 (1,585 to 1,664) | 3,695 (3,595 to 3,789) |
| Central Latin America | 3,245,807 (3,149,886 to 3,330,968) | 1,267,416 (1,218,980 to 1,311,814) | 1,978,391 (1,904,045 to 2,055,287) | 1,733 (1,683 to 1,777) | 1,286 (1,237 to 1,330) | 2,234 (2,155 to 2,317) |
| Central Sub-Saharan Africa | 1,026,771 (655,805 to 1,542,636) | 462,960 (271,126 to 716,457) | 563,811 (342,986 to 897,808) | 2,403 (1,563 to 3,431) | 2,193 (1,323 to 3,282) | 2,595 (1,617 to 3,993) |
| East Asia | 25,207,835 (23,858,923 to 26,611,608) | 8,828,763 (8,244,901 to 9,441,690) | 16,379,073 (15,219,087 to 17,665,323) | 1,662 (1,580 to 1,750) | 1,167 (1,093 to 1,246) | 2,172 (2,028 to 2,331) |
| Eastern Europe | 16,663,181 (16,261,727 to 17,054,359) | 7,158,632 (6,933,221 to 7,384,622) | 9,504,549 (9,203,439 to 9,813,611) | 5,223 (5,096 to 5,348) | 3,325 (3,221 to 3,436) | 8,002 (7,762 to 8,241) |
| Eastern Sub-Saharan Africa | 3,084,083 (2,431,134 to 3,837,577) | 1,227,141 (870,859 to 1,693,777) | 1,856,942 (1,391,307 to 2,474,449) | 2,070 (1,643 to 2,548) | 1,660 (1,191 to 2,247) | 2,525 (1,931 to 3,315) |
| High-income Asia Pacific | 2,166,000 (2,112,127 to 2,220,663) | 826,918 (792,151 to 859,266) | 1,339,082 (1,294,239 to 1,383,200) | 612 (597 to 628) | 358 (345 to 372) | 890 (859 to 919) |
| High-income North America | 7,918,311 (7,718,471 to 8,076,801) | 2,953,356 (2,845,620 to 3,050,230) | 4,964,955 (4,831,780 to 5,076,783) | 1,562 (1,524 to 1,593) | 1,032 (996 to 1,063) | 2,156 (2,099 to 2,204) |
| North Africa and Middle East | 12,698,714 (11,872,505 to 13,616,871) | 4,823,324 (4,420,181 to 5,316,216) | 7,875,390 (7,289,692 to 8,561,362) | 3,533 (3,323 to 3,760) | 2,719 (2,508 to 2,964) | 4,367 (4,070 to 4,700) |
| Oceania | 350,880 (256,876 to 487,590) | 127,099 (90,486 to 181,046) | 223,782 (163,725 to 315,236) | 5,183 (3,928 to 6,966) | 3,922 (2,882 to 5,369) | 6,446 (4,906 to 8,688) |
| South Asia | 45,499,549 (43,342,793 to 48,060,954) | 15,084,312 (14,049,374 to 16,366,510) | 30,415,237 (28,610,810 to 32,603,576) | 3,873 (3,698 to 4,071) | 2,713 (2,532 to 2,937) | 5,020 (4,734 to 5,345) |
| Southeast Asia | 11,854,851 (10,632,446 to 13,036,603) | 4,217,467 (3,707,708 to 4,751,282) | 7,637,384 (6,666,846 to 8,655,077) | 2,317 (2,093 to 2,520) | 1,605 (1,425 to 1,792) | 3,123 (2,743 to 3,473) |
| Southern Latin America | 1,152,236 (1,115,850 to 1,186,836) | 440,901 (421,076 to 461,994) | 711,335 (682,644 to 736,991) | 1,614 (1,563 to 1,663) | 1,018 (974 to 1,067) | 2,337 (2,243 to 2,421) |
| Southern Sub-Saharan Africa | 1,024,791 (916,632 to 1,156,002) | 474,488 (406,290 to 557,223) | 550,304 (482,639 to 630,405) | 2,302 (2,074 to 2,583) | 1,876 (1,613 to 2,195) | 2,799 (2,483 to 3,168) |
| Tropical Latin America | 3,718,598 (3,545,957 to 3,904,185) | 1,422,468 (1,341,224 to 1,530,940) | 2,296,129 (2,142,073 to 2,445,214) | 1,946 (1,857 to 2,043) | 1,378 (1,299 to 1,480) | 2,625 (2,458 to 2,789) |
| Western Europe | 8,263,885 (8,068,828 to 8,435,307) | 3,067,414 (2,966,414 to 3,169,367) | 5,196,472 (5,072,530 to 5,324,522) | 1,058 (1,036 to 1,079) | 619 (600 to 638) | 1,553 (1,517 to 1,590) |
| Western Sub-Saharan Africa | 2,886,968 (2,439,007 to 3,475,099) | 1,254,257 (981,436 to 1,698,642) | 1,632,710 (1,309,843 to 2,093,666) | 1,987 (1,706 to 2,356) | 1,783 (1,426 to 2,358) | 2,193 (1,794 to 2,745) |
| Other cardiovascular and circulatory diseases | | | | | | |
| Global | 10,820,011 (10,339,766 to 11,347,688) | 5,025,055 (4,743,043 to 5,345,762) | 5,794,956 (5,478,813 to 6,142,325) | 158 (152 to 166) | 141 (133 to 150) | 177 (168 to 188) |
| Andean Latin America | 70,695 (63,472 to 77,530) | 33,083 (28,656 to 37,641) | 37,612 (32,367 to 42,547) | 144 (131 to 158) | 131 (113 to 150) | 157 (137 to 178) |
| Australasia | 32,189 (30,057 to 34,409) | 15,384 (13,879 to 16,964) | 16,805 (15,353 to 18,389) | 81 (76 to 86) | 71 (65 to 78) | 92 (84 to 100) |
| Caribbean | 93,038 (84,676 to 103,541) | 47,888 (41,333 to 56,080) | 45,150 (40,601 to 50,558) | 211 (192 to 235) | 208 (179 to 244) | 215 (195 to 241) |
| Central Asia | 90,875 (83,169 to 99,891) | 30,973 (27,225 to 34,593) | 59,903 (52,863 to 67,580) | 122 (112 to 134) | 78 (69 to 87) | 176 (156 to 197) |
| Central Europe | 329,409 (318,480 to 340,682) | 133,277 (127,613 to 138,841) | 196,133 (187,735 to 204,836) | 189 (182 to 195) | 131 (126 to 136) | 259 (248 to 270) |

| | | | | | | |
|----------------------------------|---------------------------------------|---------------------------------|---------------------------------|----------------------|-----------------------|-----------------------|
| Central Latin America | 236,472 (228,807 to 244,357) | 114,066 (109,031 to 119,662) | 122,406 (117,299 to 128,084) | 115 (111 to 119) | 106 (101 to 111) | 124 (119 to 130) |
| Central Sub-Saharan Africa | 381,688 (272,739 to 541,473) | 211,509 (134,830 to 320,916) | 170,180 (114,381 to 252,921) | 606 (403 to 884) | 654 (392 to 1,037) | 549 (347 to 853) |
| East Asia | 1,371,477 (1,280,115 to 1,473,235) | 530,634 (479,950 to 582,205) | 840,843 (770,600 to 924,024) | 99 (92 to 106) | 76 (69 to 84) | 122 (112 to 133) |
| Eastern Europe | 357,549 (336,157 to 381,511) | 157,233 (145,303 to 171,238) | 200,316 (184,535 to 218,457) | 123 (116 to 131) | 90 (84 to 98) | 166 (153 to 181) |
| Eastern Sub-Saharan Africa | 1,436,902 (1,182,575 to 1,735,426) | 660,711 (496,403 to 861,319) | 776,191 (614,449 to 966,437) | 809 (656 to 978) | 738 (544 to 979) | 885 (695 to 1,122) |
| High-income Asia Pacific | 183,553 (176,817 to 191,142) | 94,868 (90,316 to 100,289) | 88,684 (84,590 to 93,087) | 53 (51 to 55) | 47 (45 to 49) | 60 (57 to 63) |
| High-income North America | 615,692 (592,239 to 643,959) | 304,221 (288,736 to 321,339) | 311,471 (295,626 to 330,497) | 130 (125 to 136) | 119 (113 to 126) | 142 (135 to 151) |
| North Africa and Middle East | 1,642,969 (1,536,648 to 1,773,343) | 792,241 (720,176 to 877,772) | 850,728 (781,589 to 932,621) | 384 (360 to 409) | 366 (333 to 404) | 402 (370 to 439) |
| Oceania | 39,142 (29,530 to 53,671) | 21,080 (14,807 to 29,742) | 18,061 (13,700 to 24,242) | 493 (377 to 657) | 519 (371 to 719) | 468 (366 to 612) |
| South Asia | 434,826 (400,352 to 476,093) | 186,423 (167,051 to 212,212) | 248,403 (223,661 to 280,457) | 39 (36 to 42) | 33 (30 to 38) | 44 (40 to 50) |
| Southeast Asia | 889,987 (794,766 to 991,111) | 395,211 (342,020 to 457,020) | 494,776 (428,900 to 567,592) | 166 (149 to 185) | 142 (123 to 164) | 194 (169 to 222) |
| Southern Latin America | 150,330 (142,329 to 158,393) | 76,745 (71,273 to 82,854) | 73,584 (68,486 to 78,997) | 214 (203 to 225) | 189 (177 to 203) | 242 (225 to 260) |
| Southern Sub-Saharan Africa | 126,405 (110,332 to 145,063) | 68,476 (57,546 to 81,874) | 57,928 (48,593 to 69,511) | 222 (196 to 252) | 219 (186 to 257) | 226 (194 to 264) |
| Tropical Latin America | 397,618 (376,008 to 421,535) | 193,508 (180,120 to 209,694) | 204,110 (188,762 to 220,645) | 206 (195 to 218) | 186 (173 to 201) | 229 (213 to 247) |
| Western Europe | 1,104,516 (1,062,413 to 1,147,835) | 554,600 (524,900 to 584,722) | 549,916 (523,973 to 580,438) | 145 (140 to 151) | 125 (119 to 131) | 167 (159 to 176) |
| Western Sub-Saharan Africa | 834,680 (712,722 to 1,008,888) | 402,925 (328,287 to 525,558) | 431,755 (350,225 to 556,109) | 353 (297 to 442) | 355 (276 to 481) | 347 (275 to 459) |
| Peripheral artery disease | | | | | | |
| Global | 626,004 (597,995 to 658,714) | 261,357 (242,226 to 282,354) | 364,647 (346,037 to 385,291) | 9.9 (9.5 to 10.4) | 7.5 (6.9 to 8.1) | 13 (12 to 13) |
| Andean Latin America | 582 (498 to 682) | 266 (212 to 340) | 316 (264 to 380) | 1.4 (1.2 to 1.7) | 1.2 (0.9 to 1.5) | 1.7 (1.4 to 2.1) |
| Australasia | 8,731 (7,375 to 10,528) | 3,993 (3,019 to 5,201) | 4,739 (3,897 to 5,881) | 20 (17 to 23) | 16 (12 to 20) | 25 (20 to 30) |
| Caribbean | 10,548 (9,489 to 11,693) | 4,891 (4,125 to 5,679) | 5,657 (5,008 to 6,382) | 24 (22 to 27) | 20 (17 to 24) | 29 (26 to 33) |
| Central Asia | 2,352 (2,045 to 2,669) | 734 (587 to 911) | 1,618 (1,384 to 1,851) | 4.0 (3.5 to 4.5) | 2.2 (1.7 to 2.7) | 6.5 (5.6 to 7.3) |
| Central Europe | 41,745 (38,127 to 45,288) | 14,163 (12,314 to 16,512) | 27,581 (24,787 to 30,767) | 22 (20 to 24) | 12 (11 to 14) | 35 (32 to 39) |
| Central Latin America | 8,986 (8,261 to 9,790) | 4,706 (4,183 to 5,258) | 4,280 (3,886 to 4,728) | 5.2 (4.8 to 5.6) | 4.9 (4.3 to 5.4) | 5.5 (5.0 to 6.1) |
| Central Sub-Saharan Africa | 1,493 (938 to 2,366) | 852 (423 to 1,679) | 641 (392 to 1,057) | 4.3 (2.7 to 6.8) | 4.7 (2.4 to 9.0) | 3.7 (2.3 to 5.8) |
| East Asia | 24,257 (22,309 to 26,544) | 8,230 (7,065 to 9,273) | 16,027 (14,373 to 18,026) | 1.7 (1.6 to 1.9) | 1.1 (1.0 to 1.3) | 2.4 (2.1 to 2.7) |
| Eastern Europe | 108,354 (97,268 to 120,217) | 42,023 (34,753 to 49,456) | 66,331 (58,807 to 74,917) | 33 (30 to 37) | 19 (16 to 22) | 56 (50 to 63) |
| Eastern Sub-Saharan Africa | 4,437 (3,227 to 6,382) | 2,159 (1,173 to 3,753) | 2,277 (1,657 to 3,123) | 3.7 (2.6 to 5.5) | 3.5 (1.9 to 6.2) | 3.9 (2.8 to 5.4) |
| High-income Asia Pacific | 11,762 (10,818 to 12,788) | 4,890 (4,228 to 5,719) | 6,872 (6,323 to 7,457) | 2.8 (2.6 to 3.1) | 1.8 (1.6 to 2.1) | 4.1 (3.8 to 4.4) |
| High-income North America | 110,369 (102,125 to 119,198) | 52,803 (45,799 to 59,660) | 57,567 (53,087 to 62,640) | 21 (20 to 23) | 18 (16 to 20) | 25 (23 to 27) |
| North Africa and Middle East | 11,237 (10,155 to 12,551) | 3,538 (3,034 to 4,074) | 7,698 (6,775 to 8,766) | 3.6 (3.3 to 4.1) | 2.2 (1.9 to 2.6) | 5.2 (4.6 to 6.0) |

| | | | | | | |
|-----------------------------|---------------------------------|------------------------------|-------------------------------|---------------------|---------------------|----------------------|
| Oceania | 263 (157 to 375) | 69 (41 to 133) | 194 (103 to 283) | 5.0 (3.1 to 6.9) | 2.8 (1.6 to 5.2) | 7.7 (4.3 to 10.7) |
| South Asia | 31,843 (26,717 to 38,861) | 10,093 (7,208 to 17,011) | 21,750 (15,361 to 28,499) | 3.2 (2.7 to 3.9) | 2.1 (1.5 to 3.6) | 4.4 (3.1 to 5.7) |
| Southeast Asia | 7,626 (6,544 to 9,234) | 2,719 (2,128 to 3,451) | 4,907 (4,059 to 6,082) | 1.7 (1.5 to 2.1) | 1.2 (0.9 to 1.5) | 2.4 (2.0 to 3.0) |
| Southern Latin America | 6,099 (5,458 to 6,789) | 2,601 (2,141 to 3,107) | 3,497 (3,051 to 4,003) | 8.3 (7.4 to 9.1) | 5.6 (4.7 to 6.7) | 12 (11 to 14) |
| Southern Sub-Saharan Africa | 18,222 (16,052 to 20,916) | 6,482 (5,306 to 7,946) | 11,741 (9,979 to 13,755) | 42 (37 to 48) | 26 (21 to 32) | 63 (54 to 74) |
| Tropical Latin America | 37,829 (34,608 to 42,055) | 16,480 (14,398 to 19,030) | 21,350 (19,082 to 24,113) | 21 (19 to 24) | 16 (14 to 19) | 28 (25 to 31) |
| Western Europe | 177,394 (164,238 to 191,151) | 78,337 (69,479 to 88,718) | 99,057 (90,671 to 107,661) | 21 (20 to 23) | 15 (13 to 17) | 28 (26 to 30) |
| Western Sub-Saharan Africa | 1,873 (1,376 to 2,752) | 1,328 (891 to 2,217) | 545 (375 to 843) | 1.6 (1.2 to 2.2) | 2.1 (1.5 to 3.4) | 1.0 (0.7 to 1.6) |

eTable 2: 2015 Global and Regional of YLDs for all CVD level 3 and 4 subcauses including 95% uncertainty, total number and age-standardized rate, by sex and total for 2015

| | Years Lived with Disability (YLDs) | | | | | |
|----------------------------------------|------------------------------------------|-----------------------------------------|-----------------------------------------|--------------------------------|------------------------|---------------------|
| | All Ages | | | Age-standardized (per 100,000) | | |
| | Total | Female | Male | Total | Female | Male |
| Cardiovascular diseases | | | | | | |
| Global | 25,620,138 (18,401,575 to 33,656,619) | 12,153,354 (8,787,238 to 15,872,403) | 13,466,784 (9,616,125 to 17,652,994) | 380 (274 to 498) | 343 (248 to 448) | 421 (301 to 551) |
| Andean Latin America | 113,341 (80,268 to 150,399) | 49,023 (35,166 to 64,580) | 64,317 (44,822 to 85,583) | 241 (172 to 318) | 203 (146 to 267) | 282 (199 to 373) |
| Australasia | 97,598 (71,177 to 126,915) | 45,809 (33,415 to 59,895) | 51,789 (37,564 to 67,460) | 249 (181 to 325) | 218 (159 to 286) | 283 (205 to 370) |
| Caribbean | 152,639 (108,578 to 200,538) | 70,718 (50,464 to 92,924) | 81,921 (58,121 to 108,304) | 349 (248 to 458) | 307 (219 to 403) | 396 (282 to 524) |
| Central Asia | 272,967 (193,757 to 357,169) | 144,891 (103,304 to 189,886) | 128,076 (90,996 to 167,811) | 422 (300 to 551) | 400 (285 to 524) | 450 (318 to 588) |
| Central Europe | 812,093 (581,858 to 1,068,991) | 400,755 (288,756 to 524,641) | 411,339 (291,367 to 543,231) | 458 (328 to 605) | 392 (281 to 515) | 538 (382 to 710) |
| Central Latin America | 573,193 (405,075 to 766,177) | 275,143 (194,421 to 366,154) | 298,050 (207,978 to 399,985) | 292 (207 to 389) | 265 (188 to 352) | 322 (226 to 430) |
| Central Sub-Saharan Africa | 207,146 (147,540 to 273,236) | 113,444 (81,275 to 150,304) | 93,702 (66,934 to 124,291) | 392 (283 to 513) | 414 (299 to 549) | 367 (265 to 479) |
| East Asia | 6,157,341 (4,415,232 to 8,052,645) | 2,729,922 (1,960,100 to 3,548,586) | 3,427,419 (2,436,685 to 4,478,459) | 405 (290 to 532) | 352 (252 to 461) | 456 (324 to 598) |
| Eastern Europe | 1,309,704 (936,467 to 1,711,540) | 739,882 (530,940 to 960,383) | 569,822 (405,985 to 752,052) | 415 (296 to 543) | 371 (266 to 483) | 480 (342 to 632) |
| Eastern Sub-Saharan Africa | 898,612 (644,379 to 1,192,276) | 482,802 (346,269 to 632,138) | 415,810 (292,368 to 559,993) | 535 (382 to 708) | 560 (404 to 737) | 504 (357 to 672) |
| High-income Asia Pacific | 863,666 (629,465 to 1,126,415) | 411,522 (299,280 to 538,977) | 452,144 (329,225 to 591,515) | 251 (182 to 328) | 211 (153 to 274) | 297 (215 to 389) |
| High-income North America | 1,873,765 (1,366,064 to 2,456,041) | 907,568 (664,458 to 1,188,183) | 966,197 (703,723 to 1,265,372) | 375 (273 to 491) | 328 (240 to 430) | 429 (312 to 562) |
| North Africa and Middle East | 1,972,018 (1,392,330 to 2,623,101) | 898,283 (635,004 to 1,188,618) | 1,073,735 (753,225 to 1,435,632) | 489 (349 to 647) | 452 (322 to 596) | 528 (377 to 698) |
| Oceania | 33,684 (24,068 to 44,243) | 16,164 (11,612 to 21,192) | 17,520 (12,468 to 23,140) | 450 (325 to 585) | 430 (313 to 559) | 473 (337 to 615) |
| South Asia | 4,014,086 (2,888,776 to 5,274,493) | 1,806,938 (1,306,206 to 2,369,385) | 2,207,148 (1,575,314 to 2,921,608) | 325 (234 to 425) | 290 (210 to 379) | 360 (258 to 472) |
| Southeast Asia | 2,020,718 (1,437,149 to 2,637,793) | 974,026 (699,464 to 1,275,889) | 1,046,692 (743,565 to 1,375,268) | 391 (279 to 510) | 358 (258 to 469) | 425 (302 to 556) |
| Southern Latin America | 166,762 (119,609 to 218,472) | 87,348 (62,550 to 114,535) | 79,414 (57,120 to 104,265) | 235 (168 to 308) | 213 (152 to 280) | 265 (191 to 347) |
| Southern Sub-Saharan Africa | 193,053 (139,524 to 251,231) | 106,683 (77,528 to 138,529) | 86,370 (61,669 to 111,854) | 422 (307 to 547) | 413 (302 to 537) | 423 (304 to 548) |
| Tropical Latin America | 780,085 (554,095 to 1,038,496) | 346,108 (247,942 to 460,233) | 433,977 (304,877 to 579,732) | 406 (290 to 538) | 332 (238 to 441) | 494 (350 to 659) |
| Western Europe | 2,050,932 (1,478,472 to 2,709,850) | 995,368 (721,161 to 1,309,241) | 1,055,564 (762,279 to 1,401,311) | 277 (199 to 366) | 237 (170 to 313) | 320 (231 to 426) |
| Western Sub-Saharan Africa | 1,056,737 (753,667 to 1,393,913) | 550,957 (393,878 to 728,083) | 505,779 (356,982 to 666,514) | 617 (443 to 815) | 651 (469 to 863) | 580 (416 to 761) |
| Atrial fibrillation and flutter | | | | | | |
| Global | 2,634,581 (1,782,603 to 3,637,262) | 1,120,738 (756,014 to 1,548,898) | 1,513,842 (1,022,789 to 2,089,929) | 41 (28 to 57) | 32 (22 to 44) | 51 (35 to 71) |
| Andean Latin America | 9,774 (6,557 to 13,541) | 3,833 (2,575 to 5,335) | 5,941 (3,963 to 8,311) | 23 (16 to 33) | 17 (12 to 24) | 31 (21 to 43) |
| Australasia | 19,039 (12,998 to 26,069) | 7,104 (4,860 to 9,800) | 11,935 (8,060 to 16,207) | 49 (33 to 67) | 33 (23 to 46) | 65 (44 to 89) |
| Caribbean | 10,074 (6,725 to 13,886) | 3,961 (2,653 to 5,518) | 6,114 (4,123 to 8,432) | 24 (16 to 32) | 17 (11 to 24) | 31 (21 to 43) |
| Central Asia | 30,050 (19,886 to 41,529) | 13,566 (9,054 to 18,723) | 16,484 (10,957 to 22,998) | 49 (33 to 68) | 40 (27 to 55) | 60 (40 to 84) |
| Central Europe | 107,768 (74,873 to 146,496) | 53,808 (37,114 to 73,499) | 53,960 (37,312 to 73,711) | 59 (41 to 80) | 50 (34 to 68) | 69 (48 to 95) |
| Central Latin America | 41,885 (27,850 to 57,647) | 16,531 (11,100 to 22,801) | 25,353 (16,971 to 34,985) | 24 (16 to 32) | 17 (12 to 24) | 31 (21 to 43) |
| Central Sub-Saharan Africa | 7,848 (5,315 to 10,774) | 3,072 (2,050 to 4,291) | 4,776 (3,204 to 6,623) | 21 (14 to 28) | 15 (10 to 21) | 28 (19 to 38) |
| East Asia | 529,184 (350,483 to 742,168) | 225,110 (149,020 to 315,950) | 304,074 (201,520 to 428,833) | 35 (23 to 49) | 29 (19 to 40) | 41 (27 to 58) |
| Eastern Europe | 148,831 (100,509 to 205,437) | 79,923 (53,786 to 110,616) | 68,909 (45,974 to 95,428) | 47 (32 to 65) | 38 (26 to 53) | 58 (39 to 81) |
| Eastern Sub-Saharan Africa | 26,549 (17,813 to 36,766) | 10,311 (6,902 to 14,527) | 16,238 (10,897 to 22,538) | 20 (14 to 28) | 14.8 (10.0 to 20.6) | 27 (18 to 37) |
| High-income Asia Pacific | 89,723 (59,705 to 124,296) | 26,744 (17,951 to 36,926) | 62,979 (41,849 to 88,022) | 24 (16 to 34) | 11.7 (7.8 to 16.3) | 39 (26 to 55) |
| High-income North America | 491,194 (345,118 to 668,254) | 215,350 (151,456 to 292,996) | 275,844 (192,995 to 374,608) | 96 (67 to 130) | 73 (51 to 100) | 121 (85 to 165) |
| North Africa and Middle East | 74,542 (49,217 to 103,048) | 29,308 (19,635 to 40,569) | 45,235 (29,844 to 62,434) | 24 (16 to 33) | 18 (12 to 25) | 30 (20 to 42) |
| Oceania | 1,766 (1,184 to 2,456) | 727 (483 to 1,005) | 1,038 (699 to 1,463) | 34 (23 to 47) | 27 (18 to 37) | 44 (29 to 60) |
| South Asia | 305,607 (206,039 to 422,781) | 112,003 (75,844 to 153,441) | 193,605 (129,288 to 267,828) | 30 (20 to 41) | 21 (14 to 29) | 39 (26 to 53) |
| Southeast Asia | 159,857 (106,421 to 222,052) | 68,310 (45,775 to 94,938) | 91,547 (60,545 to 127,229) | 35 (23 to 48) | 27 (18 to 38) | 44 (30 to 61) |
| Southern Latin America | 29,094 (19,312 to 40,154) | 10,711 (7,143 to 14,883) | 18,383 (12,142 to 25,479) | 41 (27 to 56) | 25 (17 to 35) | 61 (41 to 85) |
| Southern Sub-Saharan Africa | 8,678 (5,840 to 11,917) | 3,850 (2,587 to 5,364) | 4,828 (3,254 to 6,608) | 21 (14 to 28) | 15 (10 to 22) | 28 (19 to 39) |
| Tropical Latin America | 43,148 (28,992 to 60,021) | 18,011 (12,194 to 25,143) | 25,137 (16,958 to 34,897) | 24 (16 to 33) | 18 (12 to 25) | 32 (22 to 45) |
| Western Europe | 472,856 (319,760 to 653,087) | 208,312 (141,652 to 285,839) | 264,543 (177,781 to 362,892) | 63 (42 to 87) | 47 (31 to 64) | 80 (54 to 110) |
| Western Sub-Saharan Africa | 27,115 (18,155 to 38,150) | 10,193 (6,819 to 14,362) | 16,922 (11,220 to 23,438) | 21 (14 to 29) | 15 (10 to 22) | 28 (19 to 39) |
| Cardiomyopathy and myocarditis | | | | | | |
| Global | 275,097 (190,348 to 377,894) | 149,814 (103,872 to 205,621) | 125,283 (87,201 to 172,831) | 4.1 (2.9 to 5.7) | 4.2 (2.9 to 5.7) | 3.9 (2.7 to 5.4) |
| Andean Latin America | 1,256 (847 to 1,741) | 691 (464 to 964) | 566 (384 to 796) | 2.6 (1.8 to 3.6) | 2.7 (1.8 to 3.8) | 2.4 (1.7 to 3.4) |
| Australasia | 2,554 (1,749 to 3,526) | 1,401 (950 to 1,946) | 1,154 (785 to 1,591) | 6.5 (4.4 to 9.0) | 6.2 (4.2 to 8.6) | 6.7 (4.5 to 9.2) |
| Caribbean | 2,552 (1,766 to 3,530) | 1,324 (902 to 1,843) | 1,227 (844 to 1,705) | 5.7 (4.0 to 8.0) | 5.6 (3.8 to 7.8) | 5.8 (4.0 to 8.1) |
| Central Asia | 1,147 (783 to 1,581) | 540 (369 to 745) | 607 (417 to 842) | 1.5 (1.1 to 2.1) | 1.4 (1.0 to 1.9) | 1.6 (1.1 to 2.3) |

| | | | | | | |
|-------------------------------------|---------------------------------------|-------------------------------------|---------------------------------------|-----------------------|-----------------------|-----------------------|
| Central Europe | 9,167 (6,263 to 12,540) | 5,281 (3,650 to 7,233) | 3,886 (2,655 to 5,303) | 5.3 (3.6 to 7.3) | 4.9 (3.4 to 6.7) | 5.5 (3.8 to 7.6) |
| Central Latin America | 9,093 (6,226 to 12,476) | 4,841 (3,363 to 6,627) | 4,252 (2,870 to 5,912) | 4.2 (2.9 to 5.8) | 4.3 (3.0 to 5.9) | 4.1 (2.8 to 5.6) |
| Central Sub-Saharan Africa | 4,374 (2,968 to 6,066) | 2,096 (1,437 to 2,933) | 2,278 (1,533 to 3,183) | 8.0 (5.5 to 11.1) | 7.5 (5.2 to 10.3) | 8.6 (5.9 to 12.0) |
| East Asia | 28,495 (19,802 to 39,340) | 16,044 (11,058 to 22,088) | 12,451 (8,638 to 17,188) | 2.2 (1.5 to 3.1) | 2.5 (1.7 to 3.4) | 1.8 (1.3 to 2.5) |
| Eastern Europe | 12,038 (8,110 to 16,764) | 6,240 (4,204 to 8,768) | 5,798 (3,881 to 8,134) | 4.2 (2.8 to 5.9) | 3.4 (2.3 to 4.8) | 5.0 (3.4 to 7.0) |
| Eastern Sub-Saharan Africa | 11,303 (7,566 to 15,865) | 5,366 (3,590 to 7,536) | 5,937 (3,982 to 8,429) | 6.0 (4.1 to 8.5) | 5.4 (3.7 to 7.6) | 6.7 (4.5 to 9.4) |
| High-income Asia Pacific | 16,345 (11,264 to 22,596) | 10,532 (7,230 to 14,535) | 5,813 (4,019 to 8,022) | 4.9 (3.4 to 6.8) | 5.0 (3.5 to 7.0) | 4.5 (3.1 to 6.1) |
| High-income North America | 49,397 (34,706 to 67,877) | 27,657 (19,091 to 37,610) | 21,740 (15,202 to 29,834) | 10.0 (7.0 to 13.8) | 9.5 (6.6 to 12.9) | 10.2 (7.1 to 14.0) |
| North Africa and Middle East | 18,191 (12,722 to 25,105) | 8,933 (6,223 to 12,247) | 9,258 (6,409 to 12,832) | 4.5 (3.2 to 6.2) | 4.5 (3.2 to 6.2) | 4.4 (3.1 to 6.1) |
| Oceania | 202 (139 to 278) | 113 (78 to 155) | 89 (61 to 124) | 3.4 (2.4 to 4.6) | 3.9 (2.7 to 5.4) | 2.6 (1.8 to 3.5) |
| South Asia | 15,560 (10,818 to 21,566) | 8,508 (5,858 to 11,850) | 7,053 (4,885 to 9,782) | 1.2 (0.8 to 1.6) | 1.4 (1.0 to 1.9) | 0.9 (0.6 to 1.3) |
| Southeast Asia | 17,717 (12,295 to 24,476) | 9,273 (6,326 to 12,836) | 8,443 (5,841 to 11,697) | 3.6 (2.5 to 4.9) | 3.6 (2.5 to 4.9) | 3.5 (2.4 to 4.8) |
| Southern Latin America | 3,330 (2,218 to 4,609) | 2,243 (1,505 to 3,090) | 1,086 (698 to 1,551) | 4.5 (3.0 to 6.2) | 4.8 (3.2 to 6.8) | 3.7 (2.4 to 5.2) |
| Southern Sub-Saharan Africa | 6,993 (4,914 to 9,595) | 3,566 (2,497 to 4,871) | 3,427 (2,379 to 4,704) | 15 (10 to 20) | 13.1 (9.2 to 17.8) | 17 (12 to 24) |
| Tropical Latin America | 20,263 (14,017 to 27,919) | 10,064 (6,980 to 13,717) | 10,199 (7,034 to 14,043) | 10.9 (7.6 to 15.0) | 10.0 (6.9 to 13.6) | 11.9 (8.3 to 16.5) |
| Western Europe | 27,870 (19,348 to 38,356) | 17,650 (12,274 to 23,967) | 10,220 (6,989 to 14,239) | 3.6 (2.5 to 4.9) | 3.5 (2.4 to 4.8) | 3.4 (2.3 to 4.7) |
| Western Sub-Saharan Africa | 17,248 (12,021 to 23,890) | 7,451 (5,189 to 10,415) | 9,797 (6,799 to 13,596) | 9.5 (6.6 to 13.0) | 8.2 (5.7 to 11.2) | 10.9 (7.6 to 15.1) |
| Endocarditis | | | | | | |
| Global | 12,325 (8,509 to 17,114) | 9,076 (6,284 to 12,591) | 3,248 (2,202 to 4,525) | 0.2 (0.1 to 0.3) | 0.3 (0.2 to 0.4) | 0.1 (0.1 to 0.1) |
| Andean Latin America | 17 (11 to 23) | 12.1 (8.3 to 17.1) | 4.5 (2.9 to 6.5) | 0.0 (0.0 to 0.1) | 0.0 (0.0 to 0.1) | 0.0 (0.0 to 0.0) |
| Australasia | 62 (41 to 88) | 29 (19 to 43) | 32 (21 to 46) | 0.2 (0.1 to 0.2) | 0.2 (0.1 to 0.2) | 0.2 (0.1 to 0.3) |
| Caribbean | 131 (91 to 181) | 125 (86 to 172) | 6.0 (4.1 to 8.5) | 0.3 (0.2 to 0.4) | 0.5 (0.4 to 0.7) | 0.0 (0.0 to 0.0) |
| Central Asia | 69 (47 to 98) | 36 (25 to 51) | 33 (22 to 46) | 0.1 (0.1 to 0.2) | 0.1 (0.1 to 0.1) | 0.1 (0.1 to 0.2) |
| Central Europe | 123 (85 to 172) | 32 (21 to 45) | 91 (62 to 129) | 0.1 (0.1 to 0.1) | 0.1 (0.0 to 0.1) | 0.1 (0.1 to 0.2) |
| Central Latin America | 223 (150 to 310) | 147 (99 to 204) | 76 (50 to 107) | 0.1 (0.1 to 0.1) | 0.1 (0.1 to 0.2) | 0.1 (0.1 to 0.1) |
| Central Sub-Saharan Africa | 60 (40 to 83) | 35 (24 to 49) | 25 (17 to 34) | 0.1 (0.1 to 0.1) | 0.1 (0.1 to 0.1) | 0.1 (0.1 to 0.1) |
| East Asia | 714 (475 to 1,035) | 319 (207 to 463) | 394 (261 to 570) | 0.1 (0.0 to 0.1) | 0.0 (0.0 to 0.1) | 0.1 (0.0 to 0.1) |
| Eastern Europe | 248 (170 to 351) | 150 (101 to 212) | 99 (67 to 138) | 0.1 (0.1 to 0.1) | 0.1 (0.1 to 0.1) | 0.1 (0.1 to 0.1) |
| Eastern Sub-Saharan Africa | 212 (142 to 295) | 120 (80 to 167) | 92 (62 to 128) | 0.1 (0.1 to 0.1) | 0.1 (0.1 to 0.1) | 0.1 (0.1 to 0.1) |
| High-income Asia Pacific | 440 (294 to 625) | 264 (173 to 380) | 175 (117 to 253) | 0.1 (0.1 to 0.2) | 0.2 (0.1 to 0.2) | 0.1 (0.1 to 0.2) |
| High-income North America | 1,313 (885 to 1,863) | 664 (438 to 935) | 649 (440 to 932) | 0.3 (0.2 to 0.4) | 0.3 (0.2 to 0.4) | 0.3 (0.2 to 0.4) |
| North Africa and Middle East | 1,921 (1,328 to 2,640) | 1,804 (1,247 to 2,479) | 117 (79 to 163) | 0.6 (0.4 to 0.8) | 1.1 (0.7 to 1.4) | 0.0 (0.0 to 0.1) |
| Oceania | 65 (46 to 89) | 48 (34 to 66) | 17 (11 to 23) | 1.4 (1.0 to 2.0) | 1.9 (1.4 to 2.6) | 0.8 (0.6 to 1.1) |
| South Asia | 1,302 (858 to 1,837) | 715 (473 to 1,023) | 586 (387 to 822) | 0.1 (0.1 to 0.1) | 0.1 (0.1 to 0.2) | 0.1 (0.1 to 0.1) |
| Southeast Asia | 507 (339 to 704) | 292 (193 to 407) | 215 (145 to 297) | 0.1 (0.1 to 0.1) | 0.1 (0.1 to 0.1) | 0.1 (0.1 to 0.1) |
| Southern Latin America | 594 (414 to 836) | 590 (410 to 831) | 4.2 (1.7 to 7.2) | 0.8 (0.5 to 1.1) | 1.3 (0.9 to 1.8) | 0.0 (0.0 to 0.0) |
| Southern Sub-Saharan Africa | 41 (27 to 59) | 22 (15 to 32) | 19 (12 to 27) | 0.1 (0.0 to 0.1) | 0.1 (0.1 to 0.1) | 0.0 (0.0 to 0.1) |
| Tropical Latin America | 226 (149 to 329) | 105 (67 to 156) | 120 (80 to 174) | 0.1 (0.1 to 0.2) | 0.1 (0.1 to 0.2) | 0.1 (0.1 to 0.2) |
| Western Europe | 3,811 (2,663 to 5,249) | 3,428 (2,395 to 4,737) | 383 (262 to 535) | 0.4 (0.3 to 0.6) | 0.7 (0.5 to 0.9) | 0.1 (0.1 to 0.2) |
| Western Sub-Saharan Africa | 248 (168 to 345) | 139 (94 to 193) | 109 (73 to 151) | 0.1 (0.1 to 0.2) | 0.1 (0.1 to 0.2) | 0.1 (0.1 to 0.1) |
| Hemorrhagic and other stroke | | | | | | |
| Global | 2,795,183 (1,945,790 to 3,749,593) | 1,326,256 (915,041 to 1,777,544) | 1,468,927 (1,023,737 to 1,971,159) | 40 (28 to 53) | 37 (26 to 50) | 43 (30 to 58) |
| Andean Latin America | 12,480 (8,643 to 16,708) | 6,795 (4,719 to 9,197) | 5,684 (3,899 to 7,665) | 25 (17 to 33) | 26 (18 to 35) | 23 (16 to 31) |
| Australasia | 6,827 (4,740 to 9,090) | 3,689 (2,580 to 4,949) | 3,138 (2,189 to 4,209) | 19 (13 to 25) | 18 (14 to 26) | 18 (12 to 24) |
| Caribbean | 17,206 (11,825 to 23,152) | 9,134 (6,333 to 12,198) | 8,072 (5,607 to 10,904) | 39 (27 to 52) | 40 (28 to 53) | 38 (26 to 51) |
| Central Asia | 42,683 (29,769 to 57,046) | 23,313 (16,235 to 31,231) | 19,370 (13,457 to 25,908) | 60 (42 to 80) | 60 (41 to 80) | 60 (42 to 80) |
| Central Europe | 71,096 (50,000 to 94,550) | 41,129 (28,909 to 54,890) | 29,967 (20,831 to 39,778) | 44 (31 to 60) | 48 (33 to 64) | 41 (29 to 55) |
| Central Latin America | 27,363 (18,914 to 36,967) | 14,161 (9,737 to 19,242) | 13,202 (9,146 to 17,852) | 12.9 (8.9 to 17.4) | 12.8 (8.8 to 17.3) | 13.1 (9.1 to 17.6) |
| Central Sub-Saharan Africa | 26,845 (18,654 to 36,206) | 15,448 (10,807 to 20,634) | 11,397 (7,900 to 15,498) | 48 (33 to 64) | 53 (37 to 71) | 41 (29 to 56) |
| East Asia | 745,389 (515,228 to 1,006,704) | 302,927 (207,379 to 409,209) | 442,462 (307,566 to 598,057) | 46 (32 to 63) | 38 (26 to 52) | 54 (38 to 73) |
| Eastern Europe | 164,286 (114,259 to 217,043) | 99,163 (68,732 to 131,764) | 65,123 (44,530 to 86,459) | 55 (38 to 73) | 56 (38 to 74) | 55 (38 to 73) |
| Eastern Sub-Saharan Africa | 126,816 (88,331 to 171,716) | 69,355 (48,428 to 94,228) | 57,461 (39,908 to 77,248) | 60 (42 to 80) | 64 (45 to 86) | 55 (38 to 74) |
| High-income Asia Pacific | 87,483 (60,892 to 116,811) | 43,860 (30,538 to 58,761) | 43,623 (30,220 to 58,187) | 31 (21 to 41) | 29 (21 to 40) | 32 (22 to 43) |
| High-income North America | 58,908 (41,249 to 79,190) | 30,442 (21,326 to 40,893) | 28,466 (19,926 to 38,188) | 12.5 (8.7 to 16.8) | 12.1 (8.4 to 16.3) | 13.0 (9.0 to 17.4) |
| North Africa and Middle East | 163,831 (114,512 to 219,253) | 88,627 (62,101 to 118,545) | 75,204 (52,379 to 100,980) | 37 (26 to 50) | 40 (28 to 54) | 34 (24 to 46) |

| | | | | | | |
|-----------------------------------|---------------------------------------|---------------------------------------|---------------------------------------|-----------------------|-----------------------|------------------------|
| Oceania | 5,809 (4,030 to 7,805) | 2,995 (2,076 to 4,019) | 2,814 (1,944 to 3,802) | 72 (50 to 96) | 74 (51 to 98) | 71 (49 to 95) |
| South Asia | 594,221 (417,010 to 801,637) | 257,852 (179,580 to 347,807) | 336,368 (235,042 to 456,845) | 42 (30 to 57) | 37 (26 to 50) | 47 (33 to 64) |
| Southeast Asia | 307,742 (214,972 to 412,393) | 146,119 (100,407 to 194,620) | 161,623 (112,302 to 217,256) | 53 (37 to 71) | 49 (34 to 65) | 58 (40 to 77) |
| Southern Latin America | 19,019 (13,053 to 25,430) | 10,315 (7,065 to 13,870) | 8,704 (6,030 to 11,644) | 28 (19 to 37) | 28 (19 to 38) | 28 (19 to 37) |
| Southern Sub-Saharan Africa | 27,637 (19,233 to 37,166) | 13,957 (9,608 to 18,718) | 13,680 (9,447 to 18,372) | 48 (34 to 64) | 46 (32 to 61) | 51 (35 to 68) |
| Tropical Latin America | 43,505 (30,275 to 58,093) | 22,150 (15,390 to 29,770) | 21,355 (14,729 to 28,547) | 22 (15 to 29) | 20 (14 to 27) | 23 (16 to 31) |
| Western Europe | 136,363 (95,256 to 182,659) | 70,885 (49,813 to 94,985) | 65,478 (45,561 to 87,685) | 21 (15 to 28) | 21 (14 to 28) | 22 (15 to 29) |
| Western Sub-Saharan Africa | 109,674 (76,219 to 148,294) | 53,940 (37,364 to 73,128) | 55,734 (38,855 to 75,521) | 48 (33 to 64) | 48 (34 to 65) | 46 (32 to 62) |
| Hypertensive heart disease | | | | | | |
| Global | 669,988 (467,103 to 917,055) | 369,694 (258,706 to 507,247) | 300,295 (209,826 to 411,504) | 10.5 (7.3 to 14.4) | 10.5 (7.4 to 14.4) | 10.5 (7.3 to 14.3) |
| Andean Latin America | 3,220 (2,205 to 4,438) | 1,899 (1,290 to 2,624) | 1,321 (901 to 1,820) | 7.8 (5.4 to 10.8) | 8.4 (5.7 to 11.7) | 7.2 (5.0 to 9.9) |
| Australasia | 1,826 (1,238 to 2,528) | 954 (648 to 1,339) | 872 (586 to 1,219) | 4.3 (2.9 to 6.0) | 4.1 (2.7 to 5.7) | 4.6 (3.1 to 6.4) |
| Caribbean | 7,084 (4,952 to 9,724) | 3,691 (2,560 to 5,024) | 3,393 (2,340 to 4,625) | 16 (12 to 23) | 16 (11 to 22) | 17 (12 to 24) |
| Central Asia | 3,884 (2,723 to 5,382) | 2,343 (1,626 to 3,223) | 1,541 (1,073 to 2,146) | 7.0 (4.9 to 9.7) | 7.1 (4.9 to 9.8) | 6.7 (4.6 to 9.2) |
| Central Europe | 14,573 (10,164 to 19,944) | 9,711 (6,773 to 13,343) | 4,862 (3,395 to 6,662) | 7.5 (5.2 to 10.2) | 7.9 (5.5 to 10.9) | 6.5 (4.5 to 8.9) |
| Central Latin America | 22,986 (16,024 to 31,517) | 13,941 (9,711 to 19,091) | 9,045 (6,307 to 12,380) | 13.2 (9.2 to 18.0) | 14 (10 to 20) | 11.8 (8.3 to 16.2) |
| Central Sub-Saharan Africa | 7,464 (5,158 to 10,273) | 3,448 (2,395 to 4,727) | 4,015 (2,759 to 5,462) | 22 (15 to 30) | 19 (13 to 26) | 26 (18 to 35) |
| East Asia | 203,246 (142,742 to 279,570) | 104,183 (72,881 to 143,753) | 99,063 (68,882 to 136,401) | 14.1 (9.9 to 19.4) | 13.9 (9.7 to 19.2) | 14.3 (10.0 to 19.7) |
| Eastern Europe | 10,371 (7,114 to 14,111) | 7,678 (5,283 to 10,450) | 2,693 (1,849 to 3,760) | 3.1 (2.1 to 4.2) | 3.4 (2.3 to 4.5) | 2.4 (1.7 to 3.4) |
| Eastern Sub-Saharan Africa | 20,678 (14,286 to 28,401) | 9,383 (6,426 to 12,845) | 11,294 (7,868 to 15,564) | 17 (12 to 24) | 14 (10 to 20) | 21 (15 to 29) |
| High-income Asia Pacific | 36,570 (25,529 to 50,242) | 24,322 (16,949 to 33,423) | 12,248 (8,533 to 16,844) | 8.7 (6.1 to 12.0) | 9.7 (6.7 to 13.3) | 7.3 (5.1 to 10.0) |
| High-income North America | 53,323 (37,119 to 72,955) | 31,462 (21,978 to 43,024) | 21,861 (15,140 to 29,809) | 10.3 (7.2 to 14.0) | 10.6 (7.4 to 14.6) | 9.6 (6.6 to 13.0) |
| North Africa and Middle East | 22,341 (15,471 to 30,586) | 14,882 (10,369 to 20,367) | 7,459 (5,106 to 10,222) | 7.3 (5.1 to 10.0) | 9.1 (6.4 to 12.5) | 5.3 (3.7 to 7.3) |
| Oceania | 273 (189 to 371) | 157 (110 to 215) | 116 (80 to 160) | 6.1 (4.3 to 8.4) | 6.4 (4.5 to 8.7) | 5.8 (4.0 to 8.0) |
| South Asia | 124,727 (87,802 to 170,494) | 63,801 (44,936 to 86,940) | 60,926 (42,716 to 83,241) | 12.4 (8.7 to 17.0) | 12.3 (8.7 to 16.8) | 12.5 (8.7 to 17.2) |
| Southeast Asia | 41,151 (28,784 to 56,981) | 25,131 (17,600 to 34,679) | 16,020 (10,985 to 22,306) | 9.5 (6.7 to 13.3) | 10.4 (7.3 to 14.5) | 8.4 (5.8 to 11.6) |
| Southern Latin America | 6,312 (4,206 to 8,743) | 4,085 (2,769 to 5,724) | 2,227 (1,472 to 3,090) | 8.5 (5.7 to 11.7) | 8.9 (6.0 to 12.5) | 7.8 (5.2 to 10.8) |
| Southern Sub-Saharan Africa | 5,658 (4,022 to 7,738) | 2,844 (2,006 to 3,870) | 2,814 (1,978 to 3,845) | 14 (10 to 19) | 11.7 (8.3 to 15.9) | 19 (13 to 25) |
| Tropical Latin America | 29,291 (20,295 to 40,427) | 16,732 (11,655 to 23,127) | 12,559 (8,708 to 17,300) | 17 (12 to 23) | 17 (12 to 23) | 17 (12 to 23) |
| Western Europe | 28,859 (19,875 to 39,949) | 18,081 (12,423 to 24,931) | 10,778 (7,346 to 14,847) | 3.1 (2.2 to 4.4) | 3.2 (2.2 to 4.5) | 2.9 (2.0 to 4.1) |
| Western Sub-Saharan Africa | 26,153 (18,503 to 35,824) | 10,966 (7,650 to 15,010) | 15,187 (10,688 to 20,717) | 23 (16 to 32) | 19 (13 to 26) | 28 (20 to 38) |
| Ischemic heart disease | | | | | | |
| Global | 7,274,736 (4,958,633 to 9,940,309) | 3,262,511 (2,231,014 to 4,442,745) | 4,012,225 (2,730,805 to 5,530,231) | 110 (75 to 150) | 93 (63 to 126) | 128 (88 to 176) |
| Andean Latin America | 33,174 (22,449 to 45,219) | 14,810 (10,078 to 20,292) | 18,365 (12,402 to 25,013) | 77 (52 to 105) | 65 (44 to 89) | 90 (61 to 122) |
| Australasia | 26,747 (18,634 to 36,530) | 12,209 (8,564 to 16,573) | 14,538 (10,032 to 19,860) | 67 (46 to 91) | 56 (39 to 76) | 78 (54 to 107) |
| Caribbean | 52,881 (36,330 to 72,745) | 23,581 (16,233 to 32,401) | 29,299 (20,291 to 40,180) | 122 (84 to 168) | 102 (70 to 140) | 145 (100 to 198) |
| Central Asia | 109,789 (74,893 to 151,471) | 60,092 (40,906 to 82,556) | 49,696 (33,913 to 68,975) | 176 (120 to 242) | 170 (115 to 232) | 184 (125 to 254) |
| Central Europe | 304,630 (208,034 to 418,598) | 138,164 (94,571 to 189,739) | 166,466 (113,074 to 228,394) | 169 (115 to 232) | 132 (90 to 181) | 215 (147 to 295) |
| Central Latin America | 218,215 (149,390 to 300,906) | 103,468 (70,889 to 141,561) | 114,747 (78,298 to 158,682) | 117 (80 to 160) | 103 (71 to 141) | 132 (90 to 182) |
| Central Sub-Saharan Africa | 14,685 (10,076 to 20,241) | 6,562 (4,493 to 9,003) | 8,123 (5,577 to 11,174) | 34 (24 to 47) | 29 (20 to 40) | 40 (28 to 55) |
| East Asia | 1,407,888 (949,403 to 1,940,296) | 611,494 (410,795 to 839,671) | 796,394 (539,574 to 1,101,829) | 88 (59 to 121) | 77 (52 to 105) | 100 (67 to 137) |
| Eastern Europe | 607,365 (407,796 to 832,928) | 319,771 (215,200 to 438,104) | 287,594 (193,398 to 397,727) | 190 (127 to 260) | 156 (105 to 214) | 241 (162 to 332) |
| Eastern Sub-Saharan Africa | 201,488 (132,469 to 280,440) | 82,465 (54,720 to 114,426) | 119,023 (78,138 to 168,580) | 133 (88 to 183) | 104 (69 to 144) | 166 (109 to 233) |
| High-income Asia Pacific | 235,301 (164,174 to 321,827) | 115,922 (81,117 to 157,760) | 119,379 (83,081 to 164,015) | 63 (44 to 87) | 52 (36 to 71) | 75 (52 to 103) |
| High-income North America | 533,547 (376,872 to 722,963) | 253,083 (178,292 to 343,085) | 280,464 (197,645 to 381,053) | 103 (73 to 140) | 87 (61 to 118) | 123 (86 to 167) |
| North Africa and Middle East | 485,724 (332,330 to 671,890) | 214,792 (147,136 to 294,531) | 270,932 (184,709 to 378,172) | 142 (98 to 195) | 123 (85 to 168) | 161 (111 to 223) |
| Oceania | 4,475 (3,077 to 6,116) | 2,053 (1,411 to 2,792) | 2,422 (1,664 to 3,340) | 79 (55 to 108) | 72 (49 to 97) | 87 (60 to 119) |
| South Asia | 1,489,690 (1,007,634 to 2,052,674) | 609,190 (414,322 to 828,525) | 880,500 (593,027 to 1,216,961) | 132 (90 to 181) | 110 (75 to 150) | 154 (104 to 212) |
| Southeast Asia | 527,905 (356,289 to 729,512) | 246,027 (166,897 to 336,237) | 281,878 (187,196 to 392,703) | 108 (73 to 147) | 96 (65 to 130) | 120 (81 to 167) |
| Southern Latin America | 28,475 (19,290 to 38,354) | 14,194 (9,742 to 18,987) | 14,281 (9,693 to 19,338) | 39 (27 to 53) | 33 (22 to 44) | 48 (33 to 65) |
| Southern Sub-Saharan Africa | 40,815 (27,344 to 56,358) | 17,393 (11,701 to 23,867) | 23,421 (15,618 to 32,727) | 88 (59 to 121) | 66 (45 to 91) | 116 (78 to 160) |
| Tropical Latin America | 273,909 (187,077 to 376,880) | 114,628 (78,748 to 156,305) | 159,281 (108,358 to 220,704) | 145 (99 to 198) | 111 (76 to 151) | 185 (126 to 254) |
| Western Europe | 542,221 (369,725 to 742,222) | 258,514 (176,961 to 350,841) | 283,707 (192,859 to 386,405) | 72 (48 to 98) | 60 (41 to 83) | 85 (57 to 116) |
| Western Sub-Saharan Africa | 135,813 (88,567 to 191,105) | 44,097 (29,149 to 61,692) | 91,716 (60,469 to 130,760) | 84 (55 to 117) | 55 (37 to 77) | 115 (75 to 160) |
| Ischemic stroke | | | | | | |

| | | | | | | |
|------------------------------------------------------|---------------------------------------|---------------------------------------|---------------------------------------|-----------------------|-----------------------|-----------------------|
| Global | 3,659,982 (2,559,278 to 4,874,934) | 1,741,480 (1,221,066 to 2,321,574) | 1,918,502 (1,339,942 to 2,554,020) | 55 (38 to 73) | 50 (35 to 66) | 61 (43 to 81) |
| Andean Latin America | 33,174 (22,449 to 45,219) | 14,810 (10,078 to 20,292) | 18,365 (12,402 to 25,013) | 77 (52 to 105) | 65 (44 to 89) | 90 (61 to 122) |
| Australasia | 26,747 (18,634 to 36,530) | 12,209 (8,564 to 16,573) | 14,538 (10,032 to 19,860) | 67 (46 to 91) | 56 (39 to 76) | 78 (54 to 107) |
| Caribbean | 52,881 (36,330 to 72,745) | 23,581 (16,233 to 32,401) | 29,299 (20,291 to 40,180) | 122 (84 to 168) | 102 (70 to 140) | 145 (100 to 198) |
| Central Asia | 109,789 (74,893 to 151,471) | 60,092 (40,906 to 82,556) | 49,696 (33,913 to 68,975) | 176 (120 to 242) | 170 (115 to 232) | 184 (125 to 254) |
| Central Europe | 304,630 (208,034 to 418,598) | 138,164 (94,571 to 189,739) | 166,466 (113,074 to 228,394) | 169 (115 to 232) | 132 (90 to 181) | 215 (147 to 295) |
| Central Latin America | 218,215 (149,390 to 300,906) | 103,468 (70,889 to 141,561) | 114,747 (78,298 to 158,682) | 117 (80 to 160) | 103 (71 to 141) | 132 (90 to 182) |
| Central Sub-Saharan Africa | 14,685 (10,076 to 20,241) | 6,562 (4,493 to 9,003) | 8,123 (5,577 to 11,174) | 34 (24 to 47) | 29 (20 to 40) | 40 (28 to 55) |
| East Asia | 1,407,888 (949,403 to 1,940,296) | 611,494 (410,795 to 839,671) | 796,394 (539,574 to 1,101,829) | 88 (59 to 121) | 77 (52 to 105) | 100 (67 to 137) |
| Eastern Europe | 607,365 (407,796 to 832,928) | 319,771 (215,200 to 438,104) | 287,594 (193,398 to 397,727) | 190 (127 to 260) | 156 (105 to 214) | 241 (162 to 332) |
| Eastern Sub-Saharan Africa | 201,488 (132,469 to 280,440) | 82,465 (54,720 to 114,426) | 119,023 (78,138 to 168,580) | 133 (88 to 183) | 104 (69 to 144) | 166 (109 to 233) |
| High-income Asia Pacific | 235,301 (164,174 to 321,827) | 115,922 (81,117 to 157,760) | 119,379 (83,081 to 164,015) | 63 (44 to 87) | 52 (36 to 71) | 75 (52 to 103) |
| High-income North America | 533,547 (376,872 to 722,963) | 253,083 (178,292 to 343,085) | 280,464 (197,645 to 381,053) | 103 (73 to 140) | 87 (61 to 118) | 123 (86 to 167) |
| North Africa and Middle East | 485,724 (332,330 to 671,890) | 214,792 (147,136 to 294,531) | 270,932 (184,709 to 378,172) | 142 (98 to 195) | 123 (85 to 168) | 161 (111 to 223) |
| Oceania | 4,475 (3,077 to 6,116) | 2,053 (1,411 to 2,792) | 2,422 (1,664 to 3,340) | 79 (55 to 108) | 72 (49 to 97) | 87 (60 to 119) |
| South Asia | 1,489,690 (1,007,634 to 2,052,674) | 609,190 (414,322 to 828,525) | 880,500 (593,027 to 1,216,961) | 132 (90 to 181) | 110 (75 to 150) | 154 (104 to 212) |
| Southeast Asia | 527,905 (356,289 to 729,512) | 246,027 (166,897 to 336,237) | 281,878 (187,196 to 392,703) | 108 (73 to 147) | 96 (65 to 130) | 120 (81 to 167) |
| Southern Latin America | 28,475 (19,290 to 38,354) | 14,194 (9,742 to 18,987) | 14,281 (9,693 to 19,338) | 39 (27 to 53) | 33 (22 to 44) | 48 (33 to 65) |
| Southern Sub-Saharan Africa | 40,815 (27,344 to 56,358) | 17,393 (11,701 to 23,867) | 23,421 (15,618 to 32,727) | 88 (59 to 121) | 66 (45 to 91) | 116 (78 to 160) |
| Tropical Latin America | 273,909 (187,077 to 376,880) | 114,628 (78,748 to 156,305) | 159,281 (108,358 to 220,704) | 145 (99 to 198) | 111 (76 to 151) | 185 (126 to 254) |
| Western Europe | 542,221 (369,725 to 742,222) | 258,514 (176,961 to 350,841) | 283,707 (192,859 to 386,405) | 72 (48 to 98) | 60 (41 to 83) | 85 (57 to 116) |
| Western Sub-Saharan Africa | 135,813 (88,567 to 191,105) | 44,097 (29,149 to 61,692) | 91,716 (60,469 to 130,760) | 84 (55 to 117) | 55 (37 to 77) | 115 (75 to 160) |
| Other cardiovascular and circulatory diseases | | | | | | |
| Global | 6,070,697 (4,149,988 to 8,291,725) | 2,904,069 (1,985,114 to 3,981,270) | 3,166,627 (2,142,626 to 4,323,897) | 89 (61 to 121) | 82 (56 to 112) | 95 (65 to 130) |
| Andean Latin America | 144 (131 to 158) | 131 (113 to 150) | 157 (137 to 178) | 73 (49 to 100) | 50 (34 to 69) | 96 (63 to 131) |
| Australasia | 81 (76 to 86) | 71 (65 to 78) | 92 (84 to 100) | 57 (39 to 78) | 56 (38 to 76) | 58 (40 to 80) |
| Caribbean | 211 (192 to 235) | 208 (179 to 244) | 215 (195 to 241) | 82 (56 to 113) | 63 (43 to 86) | 103 (69 to 141) |
| Central Asia | 122 (112 to 134) | 78 (69 to 87) | 176 (156 to 197) | 21 (15 to 30) | 15 (10 to 21) | 29 (20 to 41) |
| Central Europe | 189 (182 to 195) | 131 (126 to 136) | 259 (248 to 270) | 97 (66 to 133) | 78 (53 to 107) | 119 (81 to 163) |
| Central Latin America | 115 (111 to 119) | 106 (101 to 111) | 124 (119 to 130) | 100 (68 to 138) | 93 (63 to 127) | 108 (73 to 147) |
| Central Sub-Saharan Africa | 606 (403 to 884) | 654 (392 to 1,037) | 549 (347 to 853) | 129 (83 to 187) | 148 (94 to 222) | 107 (71 to 152) |
| East Asia | 99 (92 to 106) | 76 (69 to 84) | 122 (112 to 133) | 115 (78 to 159) | 94 (64 to 131) | 133 (89 to 184) |
| Eastern Europe | 123 (116 to 131) | 90 (84 to 98) | 166 (153 to 181) | 17 (12 to 24) | 17 (11 to 23) | 18 (12 to 25) |
| Eastern Sub-Saharan Africa | 809 (656 to 978) | 738 (544 to 979) | 885 (695 to 1,122) | 178 (116 to 262) | 225 (147 to 323) | 120 (74 to 186) |
| High-income Asia Pacific | 53 (51 to 55) | 47 (45 to 49) | 60 (57 to 63) | 57 (39 to 79) | 49 (34 to 68) | 65 (45 to 90) |
| High-income North America | 130 (125 to 136) | 119 (113 to 126) | 142 (135 to 151) | 96 (66 to 131) | 93 (64 to 127) | 101 (70 to 139) |
| North Africa and Middle East | 384 (360 to 409) | 366 (333 to 404) | 402 (370 to 439) | 201 (137 to 273) | 180 (123 to 247) | 221 (150 to 300) |
| Oceania | 493 (377 to 657) | 519 (371 to 719) | 468 (366 to 612) | 90 (61 to 125) | 70 (48 to 96) | 111 (75 to 153) |
| South Asia | 39 (36 to 42) | 33 (30 to 38) | 44 (40 to 50) | 4.7 (3.3 to 6.5) | 3.8 (2.6 to 5.2) | 5.8 (4.0 to 7.9) |
| Southeast Asia | 166 (149 to 185) | 142 (123 to 164) | 194 (169 to 222) | 91 (62 to 125) | 85 (58 to 117) | 97 (66 to 133) |
| Southern Latin America | 214 (203 to 225) | 189 (177 to 203) | 242 (225 to 260) | 59 (39 to 83) | 61 (40 to 88) | 57 (37 to 80) |
| Southern Sub-Saharan Africa | 222 (196 to 252) | 219 (186 to 257) | 226 (194 to 264) | 151 (105 to 203) | 179 (124 to 240) | 103 (71 to 138) |
| Tropical Latin America | 206 (195 to 218) | 186 (173 to 201) | 229 (213 to 247) | 154 (105 to 209) | 125 (85 to 170) | 186 (126 to 254) |
| Western Europe | 145 (140 to 151) | 125 (119 to 131) | 167 (159 to 176) | 68 (47 to 93) | 60 (41 to 82) | 76 (53 to 105) |
| Western Sub-Saharan Africa | 353 (297 to 442) | 355 (276 to 481) | 347 (275 to 459) | 339 (230 to 459) | 405 (274 to 553) | 267 (182 to 363) |
| Peripheral artery disease | | | | | | |
| Global | 572,829 (272,090 to 1,056,179) | 309,381 (146,230 to 572,188) | 263,448 (125,664 to 486,823) | 9.2 (4.3 to 16.9) | 9.0 (4.3 to 16.8) | 9.3 (4.4 to 17.1) |
| Andean Latin America | 1,837 (839 to 3,475) | 965 (440 to 1,841) | 872 (397 to 1,634) | 4.6 (2.1 to 8.7) | 4.5 (2.0 to 8.6) | 4.7 (2.2 to 8.9) |
| Australasia | 4,372 (2,021 to 8,255) | 2,044 (945 to 3,896) | 2,328 (1,048 to 4,319) | 10.9 (5.0 to 20.4) | 9.4 (4.3 to 17.8) | 12.4 (5.6 to 23.1) |
| Caribbean | 1,829 (840 to 3,472) | 964 (436 to 1,803) | 865 (397 to 1,627) | 4.4 (2.0 to 8.3) | 4.2 (1.9 to 7.9) | 4.5 (2.1 to 8.5) |
| Central Asia | 5,150 (2,317 to 9,676) | 3,017 (1,370 to 5,804) | 2,133 (971 to 4,045) | 9.5 (4.3 to 18.0) | 9.3 (4.3 to 18.1) | 9.6 (4.4 to 18.1) |
| Central Europe | 19,814 (9,101 to 37,661) | 11,772 (5,449 to 22,702) | 8,042 (3,725 to 14,957) | 10.4 (4.8 to 19.8) | 10.3 (4.8 to 19.9) | 10.5 (4.8 to 19.6) |
| Central Latin America | 7,723 (3,633 to 14,270) | 4,123 (1,948 to 7,555) | 3,601 (1,686 to 6,637) | 4.6 (2.2 to 8.5) | 4.5 (2.1 to 8.3) | 4.7 (2.2 to 8.7) |
| Central Sub-Saharan Africa | 2,831 (1,288 to 5,251) | 1,531 (703 to 2,905) | 1,300 (591 to 2,426) | 8.2 (3.8 to 15.5) | 8.1 (3.7 to 15.5) | 8.3 (3.8 to 15.2) |
| East Asia | 143,225 (68,744 to 265,548) | 75,013 (35,667 to 139,377) | 68,212 (32,705 to 124,072) | 10.1 (4.8 to 18.6) | 10.2 (4.8 to 18.8) | 9.9 (4.7 to 18.2) |

| | | | | | | |
|------------------------------|-------------------------------|------------------------------|------------------------------|-----------------------|-----------------------|-----------------------|
| Eastern Europe | 30,873 (14,162 to 58,765) | 20,516 (9,458 to 39,553) | 10,357 (4,614 to 19,524) | 9.4 (4.3 to 17.9) | 9.3 (4.3 to 18.0) | 9.4 (4.2 to 17.9) |
| Eastern Sub-Saharan Africa | 12,161 (5,619 to 22,838) | 6,306 (2,927 to 12,053) | 5,855 (2,696 to 10,805) | 10.2 (4.7 to 19.3) | 9.7 (4.5 to 18.5) | 10.8 (4.9 to 20.1) |
| High-income Asia Pacific | 33,829 (16,096 to 63,452) | 19,506 (9,131 to 36,307) | 14,324 (6,842 to 27,094) | 8.6 (4.1 to 16.1) | 8.6 (4.0 to 15.9) | 8.5 (4.1 to 16.1) |
| High-income North America | 54,324 (26,982 to 99,754) | 27,726 (13,725 to 51,152) | 26,598 (13,334 to 47,931) | 10.6 (5.2 to 19.4) | 9.6 (4.8 to 17.8) | 11.6 (5.8 to 21.0) |
| North Africa and Middle East | 26,163 (11,961 to 48,613) | 13,496 (6,169 to 26,247) | 12,667 (5,789 to 23,657) | 9.1 (4.2 to 17.2) | 8.8 (4.1 to 17.0) | 9.4 (4.3 to 17.7) |
| Oceania | 456 (208 to 832) | 246 (114 to 456) | 210 (97 to 389) | 10.3 (4.8 to 18.9) | 10.2 (4.7 to 18.8) | 10.4 (4.8 to 19.1) |
| South Asia | 75,183 (35,185 to 139,639) | 38,122 (18,003 to 70,799) | 37,061 (17,355 to 68,903) | 7.9 (3.7 to 14.6) | 7.8 (3.7 to 14.3) | 8.0 (3.8 to 15.0) |
| Southeast Asia | 52,972 (24,294 to 97,402) | 29,354 (13,531 to 54,595) | 23,619 (10,946 to 43,973) | 12.7 (5.8 to 23.8) | 12.6 (5.8 to 23.3) | 12.8 (5.9 to 23.7) |
| Southern Latin America | 6,881 (3,174 to 12,843) | 3,852 (1,753 to 7,062) | 3,029 (1,397 to 5,620) | 9.6 (4.4 to 18.0) | 9.0 (4.1 to 17.0) | 10.3 (4.7 to 19.2) |
| Southern Sub-Saharan Africa | 5,127 (2,413 to 9,433) | 2,987 (1,425 to 5,492) | 2,139 (1,019 to 3,971) | 13.1 (6.2 to 24.1) | 12.7 (6.0 to 23.4) | 13.7 (6.4 to 25.6) |
| Tropical Latin America | 10,468 (4,956 to 19,385) | 5,880 (2,750 to 10,824) | 4,588 (2,185 to 8,560) | 6.1 (2.9 to 11.3) | 6.0 (2.8 to 11.2) | 6.2 (2.9 to 11.4) |
| Western Europe | 65,721 (30,247 to 121,459) | 36,044 (16,600 to 67,147) | 29,678 (13,817 to 54,999) | 8.2 (3.8 to 15.1) | 7.9 (3.6 to 14.7) | 8.5 (4.0 to 15.5) |
| Western Sub-Saharan Africa | 11,889 (5,426 to 22,427) | 5,917 (2,693 to 11,221) | 5,972 (2,733 to 11,116) | 10.3 (4.7 to 19.5) | 9.7 (4.5 to 18.5) | 11.0 (5.0 to 20.6) |

eTable 3a. Prevalent Cases of Cardiovascular Causes for Years 1990-2000 with Upper and Lower Uncertainty Bounds

| | 1990 | | | 1995 | | | 2000 | | |
|-----------------------------------------------|------------------------------------------------|------------------------------------------------|------------------------------------------------|-------------------------------------------------|------------------------------------------------|------------------------------------------------|--------------------------------------------------|------------------------------------------------|------------------------------------------------|
| | Both | Female | Male | Both | Female | Male | Both | Female | Male |
| Global | | | | | | | | | |
| Atrial fibrillation and flutter | 18,306,523.6 (16,333,861.3 to 20,612,184.1) | 8,158,848.4 (7,213,772.1 to 9,255,376.1) | 10,147,675.4 (9,023,327.1 to 11,410,687.0) | 20,109,829.6 (17,972,993.1 to 22,583,065.9) | 8,898,973.5 (7,956,377.0 to 10,016,613.5) | 11,210,856.9 (9,986,521.5 to 12,572,269.6) | 22,654,056.7 (20,402,018.6 to 25,283,350.5) | 9,950,661.8 (8,925,936.3 to 11,148,010.3) | 12,703,394.5 (11,403,246.3 to 14,195,003.6) |
| Cardiomyopathy and myocarditis | 1,486,813.9 (1,416,292.0 to 1,558,092.0) | 795,463.9 (755,198.4 to 834,365.3) | 691,350.0 (658,317.6 to 726,362.1) | 1,626,750.2 (1,549,698.4 to 1,699,801.9) | 877,982.5 (833,908.6 to 919,264.6) | 748,767.8 (712,037.7 to 785,399.0) | 1,796,594.4 (1,710,814.3 to 1,877,343.4) | 966,009.0 (917,771.5 to 1,012,432.4) | 830,585.4 (790,916.9 to 871,607.6) |
| Endocarditis | 70,896.2 (66,466.6 to 76,197.5) | 52,522.6 (49,213.5 to 56,493.2) | 18,373.6 (17,033.5 to 19,887.7) | 78,837.8 (74,186.5 to 84,249.7) | 58,263.4 (54,875.4 to 62,157.3) | 20,574.5 (19,139.5 to 22,242.6) | 85,700.2 (80,543.2 to 91,497.0) | 63,116.2 (59,365.5 to 67,356.4) | 22,584.0 (21,011.5 to 24,371.9) |
| Hemorrhagic and other stroke | 11,979,011.4 (11,708,997.2 to 12,282,796.8) | 6,037,032.7 (5,898,188.2 to 6,195,624.8) | 5,941,978.7 (5,805,758.2 to 6,096,621.0) | 13,362,158.6 (13,081,655.5 to 13,666,935.1) | 6,666,962.2 (6,528,639.3 to 6,819,070.4) | 6,695,196.9 (6,552,193.3 to 6,855,543.6) | 14,623,804.5 (14,316,630.9 to 14,964,973.3) | 7,221,754.4 (7,069,739.4 to 7,383,947.7) | 7,402,050.0 (7,245,062.5 to 7,581,592.2) |
| Hypertensive heart disease | 2,817,450.0 (2,646,882.4 to 2,988,502.8) | 1,596,626.0 (1,497,435.8 to 1,694,434.8) | 1,220,824.0 (1,148,244.7 to 1,294,319.3) | 3,239,274.3 (3,048,481.9 to 3,427,595.8) | 1,835,747.6 (1,727,290.5 to 1,943,328.5) | 1,403,526.9 (1,319,743.1 to 1,485,505.9) | 3,778,742.5 (3,552,599.4 to 4,002,184.1) | 2,136,191.1 (2,006,179.4 to 2,261,441.1) | 1,642,551.3 (1,547,710.7 to 1,740,299.2) |
| Ischemic heart disease | 63,806,340.4 (58,303,508.1 to 70,233,654.3) | 27,178,072.6 (24,886,003.0 to 29,923,255.1) | 36,628,268.2 (33,451,192.0 to 40,356,791.8) | 70,345,817.9 (64,413,003.5 to 77,379,782.7) | 29,720,085.8 (27,207,227.9 to 32,683,172.8) | 40,625,734.7 (37,172,291.0 to 44,669,179.0) | 78,107,980.6 (71,552,691.9 to 85,844,870.2) | 32,830,407.6 (30,172,608.6 to 35,981,757.3) | 45,277,571.7 (41,384,645.6 to 49,636,625.7) |
| Ischemic stroke | 15,556,614.7 (15,196,647.7 to 15,962,819.1) | 7,654,364.2 (7,477,839.8 to 7,858,608.9) | 7,902,250.6 (7,707,554.8 to 8,116,855.9) | 17,286,526.7 (16,915,820.0 to 17,703,810.6) | 8,416,352.0 (8,240,062.3 to 8,609,023.5) | 8,870,175.3 (8,669,600.5 to 9,092,604.5) | 18,893,146.5 (18,476,815.3 to 19,359,444.3) | 9,135,018.1 (8,934,001.4 to 9,355,625.7) | 9,758,128.2 (9,535,725.6 to 10,004,509.7) |
| Other cardiovascular and circulatory diseases | 55,546,972.4 (51,620,912.2 to 60,088,660.9) | 25,170,966.4 (23,326,696.3 to 27,391,445.1) | 30,376,006.2 (27,521,698.3 to 33,638,001.7) | 61,629,586.0 (57,249,065.3 to 66,504,063.9) | 27,952,563.4 (25,979,128.1 to 30,319,895.3) | 33,677,025.0 (30,511,042.2 to 37,285,024.3) | 66,821,099.7 (62,397,472.4 to 71,767,804.7) | 31,020,920.5 (29,012,674.9 to 33,470,177.4) | 35,800,178.8 (32,707,024.9 to 39,445,852.4) |
| Peripheral artery disease | 79,862,464.7 (69,985,759.2 to 91,806,610.4) | 43,057,757.5 (37,865,954.0 to 49,321,127.7) | 36,804,708.1 (32,079,495.3 to 42,455,444.5) | 89,484,901.3 (78,776,520.9 to 102,346,987.8) | 48,048,840.4 (42,440,852.5 to 54,867,357.4) | 41,436,064.0 (36,326,642.0 to 47,600,295.5) | 100,465,797.4 (88,286,961.1 to 114,852,864.0) | 53,732,913.0 (47,361,126.7 to 61,312,893.3) | 46,732,883.1 (40,935,949.4 to 53,572,060.0) |
| Central Asia | | | | | | | | | |
| Atrial fibrillation and flutter | 248,692.7 (216,238.7 to 283,683.8) | 121,987.6 (104,787.0 to 142,678.9) | 126,705.1 (109,186.7 to 145,435.7) | 265,877.2 (231,222.7 to 305,010.2) | 128,036.7 (109,402.2 to 149,147.4) | 137,840.5 (118,464.5 to 158,154.7) | 281,842.5 (244,195.1 to 323,112.4) | 134,066.9 (115,297.6 to 156,376.5) | 147,775.7 (128,059.5 to 169,623.3) |
| Cardiomyopathy and myocarditis | 7,793.3 (7,303.5 to 8,309.2) | 3,771.9 (3,527.7 to 4,016.9) | 4,021.3 (3,765.2 to 4,312.5) | 8,088.4 (7,607.9 to 8,609.5) | 4,184.3 (3,664.5 to 4,162.6) | 3,907.2 (3,909.7 to 4,478.9) | 8,077.2 (7,575.3 to 8,592.5) | 4,307.2 (3,535.2 to 4,003.9) | 4,307.2 (4,024.3 to 4,618.4) |
| Endocarditis | 400.9 (382.8 to 418.7) | 221.6 (211.6 to 232.2) | 179.2 (171.5 to 186.8) | 427.5 (411.5 to 442.3) | 233.9 (224.5 to 242.8) | 193.6 (186.6 to 200.6) | 456.2 (438.9 to 472.7) | 210.6 (235.5 to 255.0) | 210.6 (203.3 to 217.5) |
| Hemorrhagic and other stroke | 205,236.7 (200,967.5 to 209,737.7) | 117,089.1 (114,540.6 to 119,656.2) | 88,147.6 (86,174.1 to 90,144.5) | 216,233.5 (212,078.4 to 220,570.9) | 121,111.4 (118,806.0 to 123,598.4) | 95,122.1 (93,253.0 to 97,211.7) | 228,958.5 (224,748.4 to 233,636.9) | 126,634.5 (124,241.5 to 129,115.1) | 102,324.0 (100,274.6 to 104,508.5) |
| Hypertensive heart disease | 21,676.3 (19,804.4 to 23,548.6) | 13,927.3 (12,668.6 to 15,131.4) | 7,749.1 (7,050.7 to 8,487.0) | 23,232.7 (21,211.4 to 25,442.7) | 14,749.3 (13,429.8 to 16,132.3) | 8,483.4 (7,697.3 to 9,323.1) | 24,990.2 (22,835.3 to 27,492.8) | 15,232.2 (14,223.1 to 17,209.8) | 9,362.0 (8,468.6 to 10,334.7) |
| Ischemic heart disease | 1,340,359.4 (1,221,879.6 to 1,465,622.5) | 691,597.4 (626,900.0 to 762,056.6) | 648,762.1 (590,226.3 to 711,571.4) | 1,454,356.3 (1,328,809.8 to 1,558,368.5) | 727,011.7 (660,494.5 to 802,773.2) | 727,344.5 (665,744.6 to 793,230.7) | 1,520,052.1 (1,397,294.0 to 1,657,280.7) | 749,048.9 (683,029.8 to 824,116.4) | 771,003.2 (708,506.5 to 842,918.8) |
| Ischemic stroke | 253,271.3 (247,482.8 to 259,069.2) | 146,083.7 (142,660.1 to 149,657.4) | 107,187.6 (104,587.3 to 109,638.9) | 266,654.8 (260,878.5 to 272,530.9) | 148,789.5 (145,370.4 to 152,057.1) | 117,865.3 (115,287.9 to 120,655.6) | 277,720.0 (271,547.6 to 283,973.5) | 151,352.0 (147,997.8 to 154,833.2) | 126,367.9 (123,357.7 to 129,434.5) |
| Other cardiovascular and circulatory diseases | 156,115.5 (143,795.9 to 168,230.8) | 61,403.9 (56,155.7 to 66,705.0) | 94,711.5 (86,082.1 to 103,504.8) | 161,528.9 (148,865.3 to 175,537.9) | 62,763.4 (57,737.7 to 68,198.8) | 98,765.5 (89,917.1 to 107,866.7) | 164,868.9 (151,936.8 to 178,942.5) | 63,892.1 (58,531.6 to 69,247.4) | 100,976.8 (92,054.9 to 110,338.3) |
| Peripheral artery disease | 1,074,952.6 (942,114.5 to 1,239,965.3) | 639,140.2 (558,725.6 to 734,689.7) | 435,812.4 (380,240.4 to 505,842.6) | 1,146,009.2 (1,000,362.5 to 1,328,075.5) | 667,702.8 (584,062.7 to 767,630.4) | 478,306.4 (417,632.5 to 556,408.2) | 1,190,537.5 (1,038,937.2 to 1,376,355.8) | 680,939.2 (594,343.7 to 787,213.1) | 509,598.3 (443,671.5 to 590,475.5) |
| Eastern Europe | | | | | | | | | |
| Atrial fibrillation and flutter | 1,471,580.1 (1,282,424.1 to 1,695,006.8) | 811,853.4 (694,663.7 to 956,244.7) | 659,726.8 (565,802.5 to 766,206.8) | 1,535,300.1 (1,330,304.7 to 1,761,313.3) | 835,227.5 (713,670.7 to 971,565.8) | 700,077.6 (601,673.6 to 811,391.6) | 1,596,380.6 (1,383,546.9 to 1,838,215.9) | 863,042.3 (733,816.0 to 1,006,016.9) | 733,338.2 (630,579.7 to 852,005.2) |
| Cardiomyopathy and myocarditis | 79,836.5 (73,202.9 to 86,624.0) | 39,542.0 (36,029.0 to 43,094.2) | 40,294.6 (36,381.1 to 44,646.5) | 81,242.4 (75,115.2 to 87,663.1) | 42,029.5 (38,709.5 to 45,484.3) | 39,212.9 (35,772.2 to 42,970.9) | 84,065.5 (77,168.3 to 91,085.3) | 42,191.8 (38,678.4 to 45,876.3) | 41,873.7 (37,823.6 to 46,159.3) |
| Endocarditis | 1,676.8 (1,591.1 to 1,768.0) | 1,029.0 (968.0 to 1,099.1) | 647.8 (617.1 to 678.0) | 1,739.0 (1,659.8 to 1,821.8) | 1,046.7 (990.9 to 1,106.5) | 692.4 (662.3 to 721.1) | 1,854.6 (1,775.4 to 1,934.9) | 1,090.4 (1,035.3 to 1,146.2) | 764.2 (729.6 to 795.2) |
| Hemorrhagic and other stroke | 950,867.0 (928,818.3 to 973,004.4) | 591,616.5 (576,846.4 to 606,900.8) | 359,250.6 (349,630.3 to 368,176.8) | 1,009,976.4 (987,785.9 to 1,033,288.6) | 614,755.9 (600,516.9 to 628,882.2) | 395,220.5 (384,870.5 to 406,120.0) | 1,094,936.2 (1,068,950.1 to 1,120,045.6) | 657,855.9 (642,125.6 to 674,135.1) | 437,080.3 (424,532.8 to 448,322.1) |
| Hypertensive heart disease | 69,112.5 (62,040.5 to 76,640.0) | 52,180.3 (46,661.5 to 58,437.2) | 16,932.2 (15,102.0 to 19,011.8) | 71,603.0 (64,654.0 to 79,063.2) | 54,968.4 (49,140.3 to 61,219.2) | 16,634.6 (14,883.4 to 18,556.1) | 74,372.0 (66,567.7 to 82,834.4) | 56,648.5 (50,316.7 to 63,536.4) | 17,723.5 (15,734.0 to 20,066.9) |
| Ischemic heart disease | 11,178,685.4 (10,297,033.9 to 12,129,848.3) | 5,283,843.9 (4,806,776.0 to 5,756,784.1) | 5,894,842.9 (5,385,227.0 to 6,453,150.6) | 11,617,668.3 (10,722,056.3 to 12,643,313.8) | 5,364,062.5 (4,920,353.6 to 5,861,553.5) | 6,253,603.6 (5,702,177.8 to 6,907,014.3) | 11,846,932.1 (10,949,689.4 to 12,824,514.6) | 5,426,336.6 (4,962,377.2 to 5,915,045.9) | 6,420,595.5 (5,885,457.9 to 7,032,918.4) |
| Ischemic stroke | 1,683,081.6 (1,636,598.2 to 1,728,797.3) | 1,077,721.5 (1,046,316.9 to 1,110,790.0) | 605,360.2 (586,392.0 to 622,524.4) | 1,779,207.2 (1,734,318.2 to 1,825,361.8) | 1,109,360.5 (1,080,568.5 to 1,138,435.3) | 669,846.7 (649,646.2 to 691,531.3) | 1,841,014.4 (1,792,071.1 to 1,889,758.4) | 1,136,643.1 (1,105,730.1 to 1,168,616.6) | 704,371.3 (680,717.3 to 726,662.9) |
| Other cardiovascular and circulatory diseases | 648,604.4 (580,199.3 to 725,191.2) | 390,714.8 (349,126.1 to 436,507.9) | 257,889.6 (227,302.3 to 294,218.4) | 649,061.6 (584,397.5 to 718,124.9) | 404,823.5 (362,464.2 to 447,903.5) | 244,232.8 (215,211.6 to 276,146.2) | 690,778.6 (616,354.6 to 772,063.1) | 426,220.8 (378,526.8 to 477,323.1) | 264,557.8 (234,275.5 to 299,732.9) |
| Peripheral artery disease | 6,785,364.2 (5,926,328.6 to 7,804,919.5) | 4,464,032.1 (3,915,566.8 to 5,135,047.7) | 2,321,332.6 (2,009,610.1 to 2,688,843.9) | 7,131,137.6 (6,220,557.7 to 8,217,312.7) | 4,581,912.1 (3,985,245.1 to 5,308,927.7) | 2,549,225.7 (2,220,301.7 to 2,972,750.9) | 7,209,914.6 (6,275,566.1 to 8,202,520.3) | 4,620,713.2 (4,028,004.1 to 5,330,003.5) | 2,589,201.4 (2,249,165.2 to 3,003,750.5) |
| Central Europe | | | | | | | | | |
| Atrial fibrillation and flutter | 907,786.0 (786,249.9 to 1,044,252.7) | 448,554.0 (383,958.6 to 522,081.6) | 459,232.0 (396,640.9 to 536,626.5) | 1,023,090.1 (922,660.8 to 1,134,990.6) | 515,299.0 (458,716.9 to 577,287.6) | 507,791.1 (460,601.7 to 559,289.9) | 1,096,860.3 (1,008,374.6 to 1,198,533.5) | 553,864.9 (503,154.0 to 613,553.0) | 542,995.4 (500,916.2 to 589,464.9) |
| Cardiomyopathy and myocarditis | 54,440.7 (50,861.2 to 58,137.1) | 28,539.7 (26,432.5 to 30,704.3) | 25,900.9 (24,238.1 to 27,737.7) | 59,790.4 (55,887.5 to 63,771.5) | 32,711.9 (30,408.3 to 35,014.1) | 27,078.5 (25,263.3 to 28,912.9) | 60,853.1 (56,856.4 to 64,853.1) | 33,021.5 (30,719.8 to 35,356.2) | 27,831.6 (25,926.5 to 29,677.0) |
| Endocarditis | 1,007.0 (957.7 to 1,053.5) | 345.0 (321.8 to 369.7) | 662.0 (631.2 to 691.4) | 984.7 (943.1 to 1,023.4) | 348.8 (329.3 to 369.6) | 635.9 (609.8 to 660.8) | 990.2 (951.6 to 1,029.3) | 322.9 (304.5 to 341.5) | 667.3 (639.5 to 694.6) |
| Hemorrhagic and other stroke | 443,976.8 (434,514.1 to 454,436.8) | 254,422.4 (249,343.1 to 260,163.9) | 189,554.4 (184,872.8 to 194,293.7) | 461,813.9 (452,833.4 to 471,251.5) | 263,073.9 (257,897.9 to 268,199.1) | 198,740.0 (194,389.4 to 203,168.9) | 479,799.7 (469,838.2 to 490,220.9) | 273,750.8 (268,072.5 to 279,951.4) | 206,048.9 (201,374.0 to 210,923.1) |
| Hypertensive heart disease | 79,713.9 (72,375.9 to 86,979.9) | 51,315.3 (46,333.5 to 56,305.7) | 28,398.6 (25,837.1 to 30,992.9) | 89,263.5 (81,720.6 to 97,215.2) | 59,306.4 (54,216.4 to 64,675.8) | 29,957.0 (27,274.8 to 32,664.3) | 95,899.0 (87,102.7 to 104,558.4) | 64,481.5 (58,460.3 to 70,369.9) | 31,417.5 (28,658.9 to 34,435.4) |
| Ischemic heart disease | 4,275,036.5 (3,889,440.8 to 4,712,429.0) | 1,784,946.6 (1,617,948.6 to 1,977,888.9) | 2,490,089.9 (2,256,675.3 to 2,746,926.4) | 4,2 | | | | | |

| | | | | | | | | | |
|-----------------------------------------------|---------------------------------------------|---------------------------------------------|---------------------------------------------|---------------------------------------------|---------------------------------------------|---------------------------------------------|---------------------------------------------|---------------------------------------------|---------------------------------------------|
| Other cardiovascular and circulatory diseases | 1,910,905.9 (1,789,940.5 to 2,051,049.7) | 901,662.8 (844,547.8 to 970,230.0) | 1,009,243.2 (940,542.6 to 1,086,906.4) | 2,048,465.6 (1,916,993.6 to 2,199,166.1) | 980,601.6 (920,216.7 to 1,049,292.9) | 1,067,864.0 (994,294.2 to 1,147,203.3) | 2,228,603.4 (2,084,138.3 to 2,391,198.4) | 1,076,131.7 (1,007,355.2 to 1,152,604.8) | 1,152,471.7 (1,072,119.5 to 1,242,943.4) |
| Peripheral artery disease | 3,242,272.5 (2,849,888.2 to 3,716,612.8) | 1,830,029.6 (1,616,233.7 to 2,091,285.5) | 1,412,243.0 (1,235,903.1 to 1,627,017.1) | 3,714,547.0 (3,265,397.4 to 4,246,211.6) | 2,132,840.0 (1,882,630.1 to 2,436,451.7) | 1,581,707.0 (1,382,588.0 to 1,819,247.2) | 4,388,953.5 (3,863,190.8 to 5,024,906.8) | 2,545,975.2 (2,246,123.8 to 2,893,857.9) | 1,842,978.2 (1,612,135.1 to 2,127,001.1) |
| Australasia | | | | | | | | | |
| Atrial fibrillation and flutter | 132,923.7 (119,445.4 to 148,238.6) | 53,086.8 (48,024.9 to 59,102.9) | 79,836.9 (70,838.6 to 89,877.9) | 144,480.0 (131,312.7 to 160,084.4) | 56,495.9 (51,152.0 to 62,888.5) | 87,984.0 (79,273.0 to 97,859.8) | 165,959.7 (150,509.4 to 184,115.4) | 64,578.9 (58,493.2 to 71,884.6) | 101,380.8 (91,447.7 to 113,635.7) |
| Cardiomyopathy and myocarditis | 12,988.6 (12,131.8 to 13,853.9) | 6,108.6 (6,346.1 to 7,429.0) | 6,108.6 (5,680.5 to 6,573.5) | 14,852.1 (13,845.6 to 15,905.9) | 8,065.4 (7,415.5 to 8,741.8) | 6,786.6 (6,300.4 to 7,293.5) | 16,507.6 (15,350.1 to 17,656.8) | 9,018.9 (8,267.5 to 9,825.9) | 7,488.7 (6,978.5 to 8,071.6) |
| Endocarditis | 490.1 (470.5 to 510.1) | 246.4 (235.0 to 259.4) | 243.7 (233.9 to 253.1) | 511.0 (492.4 to 529.3) | 259.0 (247.8 to 270.5) | 259.0 (243.3 to 261.1) | 514.3 (495.8 to 532.9) | 258.9 (247.8 to 270.4) | 253.3 (246.0 to 264.2) |
| Hemorrhagic and other stroke | 31,513.7 (30,865.2 to 32,267.4) | 17,316.7 (16,914.9 to 17,747.1) | 14,197.0 (13,842.2 to 14,597.7) | 34,596.7 (33,922.1 to 35,365.4) | 19,011.5 (18,610.3 to 19,448.2) | 15,585.3 (15,210.2 to 15,972.2) | 37,423.1 (36,594.1 to 38,369.2) | 20,494.8 (20,005.3 to 21,036.6) | 16,928.3 (16,505.1 to 17,411.1) |
| Hypertensive heart disease | 8,811.7 (8,032.1 to 9,676.5) | 4,548.4 (4,458.4 to 5,469.1) | 3,877.0 (3,503.7 to 4,301.2) | 9,642.5 (8,772.1 to 10,567.2) | 5,166.0 (4,663.5 to 5,679.8) | 4,476.5 (4,043.8 to 4,941.7) | 10,990.3 (10,046.7 to 12,073.2) | 5,826.3 (5,273.8 to 6,449.3) | 5,164.0 (4,670.6 to 5,682.9) |
| Ischemic heart disease | 301,175.4 (282,765.7 to 320,947.3) | 116,103.3 (109,126.7 to 123,677.0) | 185,072.1 (172,684.8 to 198,725.0) | 307,244.2 (291,443.1 to 323,719.9) | 120,038.0 (112,731.3 to 127,644.9) | 187,206.3 (177,018.2 to 198,079.5) | 328,865.7 (311,737.6 to 347,230.5) | 127,879.7 (120,431.6 to 136,147.6) | 200,986.0 (189,393.1 to 213,119.5) |
| Ischemic stroke | 63,642.4 (62,243.0 to 65,325.2) | 32,055.2 (31,243.3 to 32,895.0) | 31,587.2 (30,781.3 to 32,518.4) | 70,521.4 (69,086.2 to 72,180.1) | 35,410.7 (34,625.2 to 36,283.7) | 35,110.6 (34,251.2 to 36,050.8) | 75,847.6 (74,109.3 to 77,867.1) | 37,968.7 (37,015.1 to 39,019.3) | 37,879.0 (36,900.3 to 38,963.8) |
| Other cardiovascular and circulatory diseases | 195,325.1 (179,427.0 to 212,627.1) | 104,634.4 (96,129.8 to 113,780.4) | 90,690.7 (82,667.4 to 99,959.2) | 216,403.2 (199,020.9 to 234,961.5) | 116,147.0 (106,562.9 to 127,197.3) | 100,256.1 (91,380.2 to 110,292.0) | 243,720.9 (223,840.7 to 265,590.7) | 129,734.1 (118,188.3 to 140,959.2) | 113,986.8 (103,356.5 to 125,443.7) |
| Peripheral artery disease | 489,928.0 (428,448.0 to 562,300.5) | 239,138.1 (209,500.2 to 273,799.4) | 250,790.0 (217,937.5 to 290,833.0) | 540,041.7 (477,863.2 to 615,242.7) | 269,549.0 (236,248.0 to 308,752.0) | 270,492.7 (238,810.1 to 308,625.9) | 617,278.0 (547,810.4 to 703,145.1) | 305,601.2 (269,117.4 to 348,310.5) | 311,676.8 (276,366.9 to 358,051.4) |
| Southern Latin America | | | | | | | | | |
| Atrial fibrillation and flutter | 209,883.5 (181,915.7 to 241,680.4) | 72,222.2 (62,294.9 to 84,200.5) | 137,661.3 (119,082.9 to 158,928.1) | 235,320.6 (204,840.0 to 271,386.4) | 82,114.2 (70,966.6 to 96,548.8) | 153,206.3 (133,086.8 to 176,421.4) | 263,775.3 (230,200.3 to 303,816.5) | 94,784.2 (82,208.5 to 109,996.3) | 168,991.1 (147,205.5 to 194,758.6) |
| Cardiomyopathy and myocarditis | 17,022.2 (14,312.9 to 20,166.9) | 10,976.3 (9,207.7 to 12,840.8) | 6,046.0 (4,982.1 to 7,426.4) | 19,929.8 (16,845.9 to 23,467.7) | 13,156.2 (11,043.0 to 15,245.1) | 6,773.6 (5,567.4 to 8,314.8) | 22,021.1 (18,570.1 to 25,848.6) | 14,817.2 (12,457.0 to 17,106.2) | 7,203.9 (5,944.5 to 8,874.0) |
| Endocarditis | 2,811.6 (2,618.0 to 3,021.8) | 2,833.7 (2,647.0 to 3,036.2) | -2.1 (-38.1 to -7.0) | 3,315.0 (3,130.2 to 3,534.3) | 3,333.3 (3,155.3 to 3,547.6) | -1.4 (-32.3 to -5.2) | 3,760.1 (3,546.2 to 4,017.2) | 3,758.0 (3,545.4 to 4,009.8) | 2.1 (-11.6 to 14.7) |
| Hemorrhagic and other stroke | 91,746.8 (89,459.1 to 94,118.7) | 50,222.6 (48,874.4 to 51,510.4) | 41,524.2 (40,331.8 to 42,770.9) | 98,967.6 (96,643.0 to 101,473.8) | 53,745.2 (52,478.5 to 55,007.4) | 45,222.5 (43,894.8 to 46,544.2) | 104,411.6 (102,065.5 to 107,020.0) | 56,750.5 (55,426.2 to 58,108.0) | 47,661.1 (46,309.7 to 49,033.6) |
| Hypertensive heart disease | 35,853.3 (30,286.3 to 41,571.1) | 22,411.3 (18,923.6 to 25,793.6) | 13,442.0 (10,940.2 to 16,249.9) | 41,076.3 (35,171.8 to 47,503.6) | 26,161.5 (22,633.3 to 29,677.4) | 14,914.8 (12,167.0 to 17,860.9) | 48,881.1 (38,288.2 to 51,659.3) | 28,971.4 (24,914.8 to 32,852.8) | 15,909.7 (13,018.4 to 18,958.4) |
| Ischemic heart disease | 327,712.0 (309,413.7 to 347,347.3) | 127,673.0 (106,015.9 to 119,575.5) | 214,948.3 (201,704.9 to 228,729.5) | 358,416.0 (339,950.3 to 378,098.6) | 125,452.2 (118,234.6 to 133,119.9) | 232,963.8 (220,615.3 to 245,927.9) | 393,045.8 (371,133.6 to 416,340.6) | 254,858.9 (238,474.0 to 271,324.2) | 254,186.9 (238,840.7 to 269,725.3) |
| Ischemic stroke | 142,228.4 (138,314.9 to 146,441.6) | 72,743.8 (70,741.5 to 74,773.9) | 69,484.6 (67,126.0 to 71,839.7) | 157,217.0 (153,281.8 to 161,512.5) | 80,266.3 (78,347.4 to 82,370.4) | 76,950.7 (74,538.6 to 79,427.1) | 166,641.9 (162,518.8 to 170,947.3) | 85,397.9 (83,366.5 to 87,595.0) | 81,244.0 (78,877.9 to 83,873.7) |
| Other cardiovascular and circulatory diseases | 404,921.8 (305,428.7 to 514,984.5) | 243,081.7 (178,029.4 to 307,341.8) | 161,840.1 (125,039.2 to 208,778.6) | 448,279.9 (346,800.8 to 560,392.0) | 275,459.8 (206,718.2 to 340,675.2) | 172,820.0 (135,829.1 to 220,063.1) | 497,065.8 (369,077.0 to 595,898.3) | 298,588.9 (223,976.8 to 370,461.1) | 180,476.9 (142,163.2 to 232,024.8) |
| Peripheral artery disease | 798,383.7 (702,196.7 to 918,667.4) | 428,450.6 (374,486.7 to 493,481.8) | 369,933.1 (322,294.7 to 429,199.2) | 889,855.0 (780,278.9 to 1,019,079.4) | 489,727.7 (428,862.5 to 563,541.3) | 400,127.3 (348,731.3 to 462,660.0) | 1,001,167.0 (879,145.4 to 1,146,480.1) | 457,428.5 (488,799.8 to 639,667.1) | 443,738.6 (385,752.5 to 511,652.1) |
| Andean Latin America | | | | | | | | | |
| Atrial fibrillation and flutter | 51,216.9 (44,146.9 to 59,314.9) | 19,768.6 (16,959.8 to 23,007.6) | 31,448.3 (27,212.0 to 36,384.3) | 61,048.9 (52,522.1 to 70,896.8) | 23,516.2 (20,238.4 to 27,433.8) | 37,532.7 (32,408.5 to 43,740.6) | 73,026.8 (62,966.3 to 84,466.8) | 28,059.9 (24,137.9 to 32,733.4) | 44,966.8 (38,497.1 to 52,195.7) |
| Cardiomyopathy and myocarditis | 5,098.5 (4,743.9 to 5,451.5) | 2,717.8 (2,536.3 to 2,914.4) | 2,380.7 (2,199.8 to 2,559.6) | 5,827.0 (5,407.9 to 6,210.6) | 3,138.1 (2,920.8 to 3,344.2) | 2,688.9 (2,479.1 to 2,881.8) | 6,790.2 (6,318.1 to 7,221.6) | 3,657.9 (3,415.1 to 3,895.8) | 3,132.3 (2,905.2 to 3,359.1) |
| Endocarditis | 83.0 (73.6 to 92.8) | 67.4 (62.3 to 72.3) | 15.6 (9.6 to 21.7) | 84.4 (75.3 to 93.1) | 74.5 (69.9 to 79.0) | 9.9 (3.3 to 16.1) | 97.6 (88.2 to 107.4) | 83.9 (79.2 to 88.5) | 13.8 (6.9 to 20.7) |
| Hemorrhagic and other stroke | 46,978.6 (45,585.2 to 48,559.7) | 25,505.6 (24,681.1 to 26,432.1) | 21,473.0 (20,745.3 to 22,181.7) | 53,211.4 (51,660.0 to 54,858.3) | 28,846.9 (27,921.9 to 29,846.8) | 24,364.5 (23,634.8 to 25,143.7) | 58,394.1 (56,806.0 to 60,170.7) | 31,720.7 (30,751.9 to 32,735.9) | 26,673.4 (25,875.4 to 27,531.7) |
| Hypertensive heart disease | 9,948.8 (9,035.4 to 10,833.1) | 5,831.1 (5,279.5 to 6,366.9) | 4,117.7 (3,727.5 to 4,498.9) | 12,074.8 (11,006.8 to 13,159.2) | 7,088.6 (6,449.6 to 7,736.7) | 4,986.2 (4,524.0 to 5,444.3) | 15,306.9 (13,976.6 to 16,605.3) | 8,961.7 (8,165.5 to 9,767.3) | 6,345.2 (5,763.0 to 6,904.2) |
| Ischemic heart disease | 208,234.1 (188,089.4 to 232,402.6) | 90,985.0 (82,372.8 to 101,317.1) | 117,249.1 (105,489.1 to 130,822.6) | 235,899.2 (212,772.1 to 262,131.2) | 102,854.3 (92,629.7 to 114,251.6) | 133,004.9 (119,169.7 to 148,454.0) | 264,215.0 (238,688.3 to 293,618.9) | 114,151.2 (103,211.6 to 126,291.1) | 150,063.8 (134,266.4 to 168,153.7) |
| Ischemic stroke | 39,337.6 (38,174.6 to 40,594.4) | 20,082.3 (19,417.0 to 20,748.2) | 19,255.3 (18,630.5 to 19,857.0) | 45,395.5 (44,138.9 to 46,749.9) | 23,157.9 (22,471.6 to 23,932.4) | 22,237.5 (21,638.6 to 22,879.7) | 49,832.6 (48,483.8 to 51,245.9) | 25,457.9 (24,711.0 to 26,186.2) | 24,374.7 (23,667.3 to 25,105.7) |
| Other cardiovascular and circulatory diseases | 296,065.6 (253,420.1 to 345,119.9) | 93,218.2 (78,280.4 to 117,590.4) | 202,847.5 (168,431.7 to 243,225.5) | 329,523.2 (282,072.3 to 383,866.5) | 106,040.5 (89,843.9 to 130,955.3) | 223,847.2 (186,655.9 to 266,601.0) | 332,859.8 (333,096.7 to 440,123.4) | 124,502.4 (106,693.1 to 151,120.8) | 258,307.9 (216,880.4 to 304,225.8) |
| Peripheral artery disease | 564,512.2 (495,732.0 to 650,572.1) | 284,901.0 (250,025.6 to 326,703.4) | 279,611.3 (244,624.8 to 323,945.1) | 672,696.3 (588,730.3 to 774,338.4) | 332,859.8 (297,475.8 to 392,791.3) | 489,727.7 (428,862.5 to 563,541.3) | 1,001,167.0 (879,145.4 to 1,146,480.1) | 457,428.5 (488,799.8 to 639,667.1) | 443,738.6 (385,752.5 to 511,652.1) |
| Central Latin America | | | | | | | | | |
| Atrial fibrillation and flutter | 220,396.3 (190,061.0 to 256,227.9) | 87,845.6 (75,202.1 to 102,913.0) | 132,550.8 (114,569.5 to 153,196.3) | 259,948.9 (224,157.2 to 299,529.7) | 104,314.6 (89,418.1 to 120,743.0) | 155,634.3 (134,268.7 to 179,113.0) | 308,719.0 (266,124.3 to 358,279.3) | 123,526.6 (106,215.8 to 143,430.8) | 185,192.4 (159,332.9 to 214,681.0) |
| Cardiomyopathy and myocarditis | 40,065.2 (37,868.8 to 42,192.7) | 20,946.4 (19,864.2 to 22,003.7) | 46,249.4 (17,935.7 to 20,335.5) | 46,249.4 (43,611.5 to 48,745.4) | 24,414.3 (23,073.8 to 25,633.8) | 21,835.1 (20,539.5 to 23,221.5) | 52,177.5 (49,170.6 to 54,939.1) | 27,507.5 (25,986.8 to 28,878.3) | 24,610.0 (23,121.7 to 26,177.1) |
| Endocarditis | 969.1 (885.9 to 1,072.8) | 667.3 (606.5 to 742.7) | 301.9 (273.7 to 332.5) | 1,104.6 (1,008.3 to 1,214.4) | 758.0 (691.9 to 840.8) | 346.6 (313.5 to 382.1) | 1,229.4 (1,121.3 to 1,357.9) | 846.3 (770.1 to 938.9) | 383.1 (347.9 to 420.7) |
| Hemorrhagic and other stroke | 106,109.4 (102,328.2 to 110,157.8) | 57,264.0 (55,253.5 to 59,409.5) | 48,845.4 (47,019.7 to 50,813.8) | 117,959.8 (113,728.4 to 122,286.4) | 63,575.4 (61,292.5 to 65,940.8) | 54,384.4 (52,365.8 to 56,415.5) | 127,858.4 (123,287.3 to 132,747.5) | 68,090.7 (65,613.2 to 70,552.2) | 59,767.6 (57,522.6 to 62,115.1) |
| Hypertensive heart disease | 75,612.3 (69,530.4 to 81,659.4) | 46,561.8 (42,893.7 to 50,222.4) | 29,050.5 (26,446.4 to 31,552.5) | 92,177.4 (84,794.0 to 99,561.6) | 57,020.7 (52,625.7 to 61,225.5) | 35,156.7 (32,216.8 to 38,196.8) | 110,391.3 (101,644.9 to 118,827.4) | 68,203.2 (62,880.0 to 73,345.4) | 42,188.1 (38,704.5 to 45,823.0) |
| Ischemic heart disease | 1,150,768.4 (1,047,851.9 to 1,271,618.7) | 558,829.1 (510,134.4 to 616,470.9) | 591,939.3 (538,803.8 to 655,111.2) | 1,356,038.2 (1,235,656.4 to 1,492,004.6) | 658,824.4 (601,418.8 to 724,481.1) | 697,213.7 (635,084.7 to 769,003.0) | 1,591,691.3 (1,452,920.6 to 1,754,469.4) | 760,487.6 (693,622.2 to 839,442.1) | 831,203.7 (757,955.8 to 917,944.4) |
| Ischemic stroke | 109,180.5 (106,038.0 to 112,592.8) | 56,621.2 (55,045.4 to 58,417.3) | 52,559.3 (50,994.1 to 54,254.9) | 123,217.4 (119,310.3 to 127,462.3) | 63,545.4 (61,596.7 to 65,751.1) | 59,672.1 (57,816.9 to 61,739.8) | 134,570.2 (130,390.2 to 139,495.3) | 68,836.6 (66,750.1 to 71,353.8) | 65,733.6 (63,615.1 to 68,115.6) |
| Other cardiovascular and circulatory diseases | 1,481,820.7 (1,349,149.5 to 1,628,901.9) | 661,279.3 (600,103.6 to 738,117.0) | 820,541.4 (726,166.5 to 921,458.2) | 1,716,738.2 (1,56 | | | | | |

| | | | | | | | | | |
|-----------------------------------------------|------------------------------------------------|---------------------------------------------|---------------------------------------------|------------------------------------------------|---------------------------------------------|-----------------------------------------------|------------------------------------------------|---------------------------------------------|-----------------------------------------------|
| Peripheral artery disease | 42,079.3 (36,541.2 to 48,988.7) | 21,385.1 (18,595.7 to 24,849.0) | 20,694.2 (17,916.6 to 24,103.1) | 49,262.6 (42,974.7 to 57,230.4) | 25,371.9 (22,044.9 to 29,416.5) | 23,890.7 (20,834.8 to 27,950.1) | 58,339.0 (51,015.7 to 67,519.3) | 30,219.0 (26,348.7 to 35,001.0) | 28,120.0 (24,368.8 to 32,554.1) |
| East Asia | | | | | | | | | |
| Atrial fibrillation and flutter | 2,958,525.5 (2,555,822.5 to 3,385,992.6) | 1,287,908.5 (1,112,837.0 to 1,478,348.2) | 1,670,617.0 (1,445,820.0 to 1,917,584.3) | 3,389,296.6 (2,937,614.9 to 3,873,978.1) | 1,448,362.4 (1,258,747.6 to 1,665,489.8) | 1,940,934.0 (1,680,782.3 to 2,217,063.7) | 3,936,287.5 (3,416,506.6 to 4,491,704.6) | 1,673,914.7 (1,453,600.5 to 1,924,064.9) | 2,262,372.8 (1,961,460.7 to 2,590,530.2) |
| Cardiomyopathy and myocarditis | 137,315.5 (131,694.8 to 142,964.9) | 69,992.8 (67,216.2 to 72,947.8) | 67,322.7 (64,093.9 to 70,475.8) | 152,342.8 (145,987.6 to 158,847.8) | 77,930.6 (74,581.4 to 81,283.0) | 74,412.2 (70,817.7 to 77,982.9) | 168,821.9 (161,507.7 to 175,988.6) | 88,425.8 (84,419.4 to 92,258.3) | 80,396.1 (76,479.6 to 84,176.3) |
| Endocarditis | 3,311.6 (2,989.3 to 3,705.2) | 2,043.9 (1,106.5 to 1,457.7) | 2,043.9 (1,779.5 to 2,320.8) | 3,767.9 (3,380.2 to 4,218.2) | 1,461.2 (1,268.8 to 1,684.0) | 2,306.7 (2,029.7 to 2,626.5) | 4,171.6 (3,750.5 to 4,684.6) | 1,649.1 (1,415.5 to 1,910.2) | 2,522.5 (2,238.1 to 2,859.0) |
| Hemorrhagic and other stroke | 3,330,860.0 (3,244,025.0 to 3,432,217.2) | 1,554,149.1 (1,511,249.4 to 1,602,990.1) | 1,776,711.0 (1,732,464.3 to 1,828,537.0) | 3,815,115.3 (3,724,888.5 to 3,909,097.9) | 1,754,082.4 (1,710,833.1 to 1,797,742.9) | 2,061,032.7 (2,014,811.2 to 2,111,540.3) | 4,194,745.2 (4,098,203.7 to 4,298,756.7) | 1,888,653.9 (1,841,025.4 to 1,941,714.4) | 2,306,091.3 (2,253,411.5 to 2,361,149.6) |
| Hypertensive heart disease | 684,942.6 (652,045.3 to 720,173.9) | 359,411.6 (342,058.2 to 377,287.4) | 325,531.0 (310,252.6 to 342,473.6) | 800,855.5 (762,189.9 to 840,808.2) | 416,790.0 (396,862.8 to 437,004.4) | 384,065.4 (365,853.3 to 403,640.0) | 978,563.1 (929,543.2 to 1,028,101.6) | 509,256.0 (483,804.8 to 534,913.3) | 469,307.1 (445,892.2 to 493,889.5) |
| Ischemic heart disease | 7,931,525.4 (7,175,279.9 to 8,831,787.8) | 3,304,896.8 (2,990,229.6 to 3,674,647.6) | 4,626,628.6 (4,169,660.3 to 5,160,275.7) | 9,325,527.6 (8,426,496.4 to 10,353,565.1) | 3,851,965.2 (3,488,515.3 to 4,271,261.5) | 5,473,562.0 (4,930,847.7 to 6,073,950.8) | 11,121,618.8 (10,039,906.1 to 12,324,366.7) | 4,575,161.9 (4,146,449.8 to 5,071,679.8) | 6,546,456.7 (5,905,080.2 to 7,271,066.5) |
| Ischemic stroke | 4,208,116.3 (4,096,390.0 to 4,333,109.9) | 1,824,920.7 (1,774,999.8 to 1,881,790.8) | 2,383,195.5 (2,316,654.1 to 2,453,125.1) | 4,791,104.3 (4,674,600.3 to 4,915,354.5) | 2,050,144.4 (1,999,789.4 to 2,104,009.7) | 2,740,959.6 (2,674,860.8 to 2,814,219.7) | 5,304,985.4 (5,171,227.4 to 5,446,824.5) | 2,245,437.4 (2,185,853.6 to 2,307,562.5) | 3,059,547.9 (2,981,571.9 to 3,142,715.4) |
| Other cardiovascular and circulatory diseases | 13,891,170.4 (12,664,004.9 to 15,555,583.3) | 5,213,212.8 (4,656,545.0 to 6,184,918.7) | 8,677,957.6 (7,653,864.9 to 9,882,194.6) | 15,824,633.1 (14,381,535.9 to 17,718,848.9) | 5,824,439.6 (5,226,556.3 to 6,760,931.1) | 10,000,192.9 (8,746,403.7 to 11,533,359.5) | 16,707,052.9 (15,430,210.1 to 18,400,081.0) | 6,530,848.1 (5,988,758.5 to 7,340,228.8) | 10,176,204.5 (9,066,057.3 to 11,511,757.2) |
| Peripheral artery disease | 12,825,457.6 (11,176,407.1 to 14,857,131.2) | 6,588,138.8 (5,744,166.3 to 7,629,305.6) | 6,237,318.7 (5,437,284.7 to 7,225,418.8) | 14,749,066.8 (12,896,653.1 to 17,038,071.6) | 7,561,900.1 (6,612,402.9 to 8,716,603.7) | 7,187,166.0 (6,272,805.1 to 8,329,787.5) | 16,872,831.7 (14,750,931.5 to 19,433,421.7) | 8,618,817.4 (7,539,204.8 to 9,936,759.1) | 8,254,014.2 (7,202,076.2 to 9,552,114.5) |
| Southeast Asia | | | | | | | | | |
| Atrial fibrillation and flutter | 947,314.3 (822,806.8 to 1,090,899.7) | 405,761.5 (349,342.6 to 470,480.3) | 541,552.8 (469,755.8 to 621,434.4) | 1,104,225.6 (959,996.4 to 1,268,395.8) | 474,891.4 (409,856.1 to 548,197.5) | 629,334.2 (548,177.7 to 723,646.5) | 1,291,821.4 (1,123,538.5 to 1,490,653.5) | 559,145.4 (482,469.2 to 649,783.0) | 732,676.1 (636,647.3 to 842,347.9) |
| Cardiomyopathy and myocarditis | 85,838.4 (81,050.2 to 90,511.2) | 42,971.9 (40,451.6 to 45,375.0) | 42,866.6 (40,548.9 to 45,147.3) | 98,366.9 (93,069.7 to 103,696.3) | 49,572.8 (46,769.0 to 52,336.1) | 48,794.1 (46,033.8 to 51,481.6) | 111,492.3 (105,321.4 to 117,530.0) | 56,724.9 (53,434.8 to 59,861.3) | 54,767.4 (51,647.0 to 57,865.1) |
| Endocarditis | 2,848.5 (2,693.2 to 3,006.4) | 1,699.4 (1,508.6 to 1,716.7) | 1,239.1 (1,176.0 to 1,304.7) | 3,405.6 (3,236.7 to 3,573.2) | 1,942.9 (1,836.8 to 2,049.6) | 1,462.7 (1,392.3 to 1,530.5) | 3,950.4 (3,775.6 to 4,139.7) | 2,264.8 (2,150.1 to 2,384.8) | 1,685.6 (1,605.9 to 1,764.0) |
| Hemorrhagic and other stroke | 1,166,066.0 (1,137,486.3 to 1,195,427.9) | 545,210.4 (531,072.1 to 560,067.9) | 620,855.6 (605,140.0 to 636,758.6) | 1,302,540.3 (1,274,109.6 to 1,331,456.7) | 611,925.2 (597,180.6 to 627,268.4) | 690,615.1 (673,569.5 to 707,467.9) | 1,463,508.7 (1,431,504.6 to 1,498,072.5) | 494,475.7 (478,257.9 to 711,844.9) | 769,033.1 (751,462.5 to 787,498.7) |
| Hypertensive heart disease | 169,661.3 (156,688.6 to 182,799.6) | 102,302.7 (94,424.3 to 110,539.2) | 67,358.6 (61,806.7 to 72,437.7) | 198,485.8 (183,156.0 to 213,286.0) | 120,356.2 (110,523.0 to 129,715.2) | 78,129.5 (71,963.0 to 84,014.4) | 234,330.9 (216,450.8 to 252,186.4) | 143,694.7 (132,395.0 to 155,120.4) | 90,636.2 (83,447.9 to 99,979.0) |
| Ischemic heart disease | 3,273,168.9 (2,868,087.1 to 3,798,150.3) | 1,442,477.0 (1,273,374.7 to 1,641,935.2) | 1,830,699.9 (1,582,049.0 to 2,164,916.9) | 3,879,469.9 (3,406,363.2 to 4,471,084.4) | 1,717,116.2 (1,530,650.9 to 1,965,652.1) | 2,162,116.2 (1,872,507.1 to 2,523,743.1) | 4,576,773.9 (4,047,444.1 to 5,230,906.9) | 2,021,216.7 (1,805,300.1 to 2,280,033.2) | 2,955,557.5 (2,229,094.3 to 2,954,560.5) |
| Ischemic stroke | 1,161,988.3 (1,133,545.7 to 1,190,554.7) | 547,416.8 (532,643.0 to 562,936.0) | 614,571.6 (598,900.9 to 630,428.4) | 1,324,827.5 (1,294,219.6 to 1,355,583.4) | 692,709.8 (616,004.5 to 648,482.6) | 692,709.8 (676,818.5 to 709,031.6) | 1,487,905.9 (1,453,374.9 to 1,525,190.7) | 716,905.9 (697,901.9 to 736,543.2) | 770,890.4 (752,661.7 to 791,143.0) |
| Other cardiovascular and circulatory diseases | 4,361,844.1 (3,986,677.6 to 4,765,601.1) | 1,852,273.6 (1,693,628.4 to 2,054,054.9) | 2,509,570.7 (2,229,971.9 to 2,801,380.9) | 4,918,694.7 (4,510,182.6 to 5,348,768.8) | 2,151,162.3 (1,974,488.7 to 2,360,993.2) | 2,767,532.4 (2,476,600.8 to 3,097,581.6) | 5,481,431.4 (5,068,409.3 to 5,981,830.0) | 2,475,601.6 (2,284,326.1 to 2,697,905.4) | 3,005,830.1 (2,702,845.3 to 3,340,898.8) |
| Peripheral artery disease | 15,575,514.1 (14,526,198.0 to 16,592,958.3) | 7,222,490.7 (6,375,442.1 to 8,145,781.5) | 2,453,023.6 (2,139,938.7 to 2,850,546.8) | 6,046,339.5 (5,278,285.7 to 7,019,836.9) | 3,208,391.3 (2,813,447.5 to 3,708,150.5) | 2,837,948.2 (2,479,693.2 to 3,303,505.8) | 7,049,349.3 (6,179,372.8 to 8,117,091.4) | 3,742,632.5 (3,276,809.2 to 4,303,017.6) | 3,306,717.4 (2,882,213.4 to 3,834,207.7) |
| South Asia | | | | | | | | | |
| Atrial fibrillation and flutter | 1,814,586.7 (1,570,123.2 to 2,097,487.7) | 644,264.2 (555,087.0 to 749,160.7) | 1,170,322.6 (1,011,766.4 to 1,350,317.9) | 2,094,728.0 (1,814,305.9 to 2,416,198.1) | 752,466.2 (648,608.1 to 875,092.4) | 1,342,261.9 (1,159,718.2 to 1,544,765.1) | 2,453,665.9 (2,122,832.5 to 2,837,696.4) | 892,418.4 (769,701.6 to 1,042,238.2) | 1,561,247.5 (1,344,508.2 to 1,802,622.0) |
| Cardiomyopathy and myocarditis | 81,119.0 (76,694.7 to 85,781.2) | 43,266.2 (40,933.4 to 45,758.2) | 37,852.7 (35,618.6 to 40,344.2) | 92,942.9 (87,951.5 to 97,992.4) | 49,412.6 (46,765.2 to 52,229.1) | 43,330.3 (40,948.2 to 46,130.8) | 106,151.2 (100,494.2 to 111,879.1) | 56,326.9 (53,415.0 to 59,290.7) | 49,824.3 (46,919.9 to 52,821.3) |
| Endocarditis | 4,918.7 (4,333.6 to 5,612.7) | 2,655.4 (2,307.4 to 3,076.6) | 2,263.4 (1,993.6 to 2,564.3) | 5,973.6 (5,257.4 to 6,827.0) | 3,240.4 (2,825.7 to 3,740.8) | 2,733.1 (2,415.3 to 3,096.2) | 7,159.5 (6,376.3 to 8,143.6) | 3,897.6 (3,407.1 to 4,483.8) | 3,261.9 (2,912.3 to 3,672.5) |
| Hemorrhagic and other stroke | 2,311,165.5 (2,246,928.6 to 2,381,422.1) | 1,059,344.0 (1,028,430.0 to 1,091,922.0) | 1,251,821.5 (1,217,092.0 to 1,290,322.0) | 2,587,939.3 (2,527,866.5 to 2,654,530.9) | 1,184,090.8 (1,154,755.9 to 1,216,020.2) | 1,403,848.6 (1,372,053.8 to 1,439,751.8) | 2,852,771.6 (2,782,518.5 to 2,928,161.2) | 1,289,037.0 (1,255,550.5 to 1,325,165.2) | 1,563,734.5 (1,526,439.9 to 1,604,741.6) |
| Hypertensive heart disease | 459,681.9 (435,313.2 to 484,451.9) | 230,034.8 (218,181.8 to 242,901.3) | 229,647.1 (217,095.6 to 242,604.1) | 553,473.8 (524,042.2 to 583,939.3) | 278,817.1 (264,134.5 to 294,542.5) | 274,662.1 (259,287.1 to 289,544.0) | 669,755.9 (634,759.8 to 704,889.2) | 340,419.8 (321,994.0 to 358,707.4) | 329,336.1 (311,325.5 to 347,176.7) |
| Ischemic heart disease | 10,233,045.7 (9,237,815.4 to 11,399,196.3) | 3,782,731.5 (3,409,642.9 to 4,214,592.4) | 6,450,314.7 (5,813,545.9 to 7,201,003.3) | 11,859,249.1 (10,681,611.0 to 13,190,944.7) | 4,452,812.3 (4,008,702.5 to 4,955,654.4) | 7,406,437.3 (6,669,861.3 to 8,245,652.6) | 14,402,629.3 (13,043,776.2 to 15,993,864.6) | 5,441,864.3 (4,888,348.8 to 6,016,319.6) | 8,990,764.5 (8,122,927.5 to 10,026,794.0) |
| Ischemic stroke | 2,259,158.9 (2,199,406.1 to 2,323,842.3) | 994,819.3 (965,352.7 to 1,023,559.0) | 1,264,339.7 (1,229,807.8 to 1,301,099.1) | 2,568,236.1 (2,505,541.2 to 2,633,633.7) | 1,142,652.2 (1,114,406.6 to 1,172,317.1) | 1,425,584.0 (1,391,790.2 to 1,462,446.2) | 2,874,071.1 (2,802,647.6 to 2,949,197.9) | 1,280,773.6 (1,244,610.8 to 1,316,952.3) | 1,593,297.4 (1,555,117.9 to 1,631,434.1) |
| Other cardiovascular and circulatory diseases | 307,528.2 (286,875.5 to 328,074.7) | 121,362.1 (113,054.5 to 129,392.8) | 186,166.1 (173,091.4 to 200,052.5) | 368,749.0 (343,919.3 to 393,744.4) | 147,167.7 (137,189.7 to 157,318.5) | 221,581.3 (206,315.1 to 237,305.7) | 446,032.5 (416,534.9 to 475,978.7) | 180,567.4 (168,699.6 to 192,221.2) | 265,465.4 (247,135.3 to 283,912.5) |
| Peripheral artery disease | 11,397,835.5 (9,954,722.2 to 13,226,939.4) | 5,942,466.5 (4,765,227.2 to 6,329,337.7) | 5,942,466.5 (5,195,220.0 to 6,897,937.4) | 13,127,259.4 (11,496,169.6 to 15,176,286.7) | 6,739,414.5 (5,553,364.6 to 7,338,171.7) | 6,739,414.5 (5,919,768.3 to 7,853,189.5) | 15,355,613.8 (13,412,459.8 to 17,765,011.7) | 7,521,303.9 (6,579,051.8 to 8,708,560.3) | 8,344,309.3 (6,831,876.9 to 9,086,615.7) |
| North Africa and Middle East | | | | | | | | | |
| Atrial fibrillation and flutter | 425,325.0 (365,445.1 to 493,759.4) | 171,313.7 (147,236.5 to 200,264.1) | 254,011.3 (218,304.6 to 295,358.9) | 505,860.6 (435,466.8 to 586,429.7) | 202,473.4 (174,196.2 to 236,569.4) | 303,387.2 (260,877.8 to 350,798.8) | 592,818.1 (510,486.9 to 684,716.3) | 237,293.4 (203,318.4 to 276,573.7) | 355,524.7 (306,386.2 to 410,141.1) |
| Cardiomyopathy and myocarditis | 78,766.7 (74,647.7 to 82,763.5) | 38,754.5 (36,676.5 to 40,910.6) | 40,012.3 (37,861.9 to 42,188.0) | 92,038.2 (87,196.0 to 96,924.1) | 49,120.0 (42,731.7 to 47,576.6) | 46,918.1 (44,443.3 to 49,446.8) | 105,930.7 (100,281.0 to 111,655.4) | 52,086.4 (49,260.9 to 54,869.3) | 53,844.3 (50,977.0 to 56,862.8) |
| Endocarditis | 7,638.2 (7,314.9 to 7,974.3) | 6,892.2 (6,591.9 to 7,214.0) | 746.0 (697.4 to 796.8) | 9,061.8 (8,736.8 to 9,375.1) | 8,209.6 (7,914.7 to 8,505.6) | 852.1 (802.2 to 906.6) | 10,826.4 (10,451.7 to 11,211.0) | 9,873.0 (9,511.3 to 10,233.6) | 953.4 (900.1 to 1,010.4) |
| Hemorrhagic and other stroke | 542,801.1 (529,075.7 to 557,228.4) | 247,663.6 (287,536.8 to 303,086.9) | 247,663.6 (241,322.4 to 254,418.8) | 643,213.8 (628,037.3 to 659,561.2) | 347,974.5 (339,573.4 to 376,568.7) | 295,239.3 (288,053.2 to 302,473.9) | 736,250.2 (719,995.5 to 753,118.8) | 400,317.9 (391,230.7 to 409,522.5) | 335,932.3 (328,054.1 to 344,149.2) |
| Hypertensive heart disease | 94,996.3 (87,505.6 to 102,620.3) | 63,469.7 (58,279.1 to 68,572.2) | 31,526.6 (28,994.5 to 34,096.8) | 111,452.3 (102,771.6 to 120,490.5) | 74,294.6 (68,528.1 to 80,288.2) | 37,157.7 (34,080.1 to 40,312.3) | 128,660.2 (118,778.5 to 139 | | |

| Western Sub-Saharan Africa | | | | | | | | | |
|-----------------------------------------------|---------------------------------------------|---------------------------------------------|---------------------------------------------|---------------------------------------------|---------------------------------------------|---------------------------------------------|---------------------------------------------|---------------------------------------------|---------------------------------------------|
| Atrial fibrillation and flutter | 181,137.1 (155,906.4 to 211,923.6) | 69,312.2 (58,827.4 to 81,211.1) | 111,824.9 (96,176.4 to 130,872.4) | 207,191.0 (178,557.4 to 241,723.0) | 78,970.1 (67,493.9 to 92,853.3) | 128,220.9 (110,252.6 to 148,866.5) | 233,960.5 (200,623.0 to 272,475.4) | 88,310.6 (75,086.9 to 103,556.1) | 145,650.0 (124,781.3 to 170,140.2) |
| Cardiomyopathy and myocarditis | 70,239.7 (65,789.2 to 74,808.5) | 30,690.7 (28,696.9 to 32,630.5) | 39,549.0 (36,931.4 to 42,349.5) | 81,882.2 (76,677.6 to 87,108.0) | 35,902.0 (33,660.5 to 38,373.9) | 45,980.2 (42,883.5 to 49,049.6) | 97,384.9 (91,353.3 to 103,733.7) | 42,425.4 (39,638.5 to 45,190.6) | 54,959.5 (51,490.0 to 58,699.4) |
| Endocarditis | 1,341.2 (1,266.4 to 1,420.9) | 746.4 (701.3 to 791.2) | 594.8 (561.8 to 631.1) | 1,537.9 (1,459.2 to 1,623.0) | 859.8 (812.3 to 908.6) | 678.1 (642.8 to 715.8) | 1,744.5 (1,653.3 to 1,840.8) | 971.4 (920.9 to 1,027.2) | 773.1 (733.9 to 813.8) |
| Hemorrhagic and other stroke | 384,381.9 (374,890.0 to 394,286.8) | 194,301.9 (189,414.9 to 199,257.9) | 190,079.9 (185,135.0 to 195,570.3) | 434,174.3 (424,461.2 to 444,505.6) | 218,454.6 (213,458.4 to 223,345.0) | 215,719.7 (210,557.5 to 221,275.3) | 491,265.3 (480,603.2 to 502,660.7) | 245,730.4 (240,360.2 to 251,346.5) | 245,534.9 (239,997.6 to 251,973.4) |
| Hypertensive heart disease | 112,203.6 (104,257.5 to 120,140.4) | 47,977.3 (44,230.5 to 51,865.1) | 64,226.3 (59,906.3 to 68,741.2) | 132,016.7 (122,949.8 to 141,174.4) | 56,434.2 (52,058.5 to 60,916.0) | 75,582.5 (70,502.4 to 80,717.2) | 151,124.2 (140,971.7 to 161,632.9) | 64,296.6 (59,433.7 to 69,604.7) | 86,827.6 (80,976.2 to 92,826.5) |
| Ischemic heart disease | 1,132,415.6 (997,863.6 to 1,294,837.7) | 382,991.5 (341,501.2 to 432,351.8) | 749,424.1 (654,541.3 to 865,310.1) | 1,334,317.5 (1,175,462.6 to 1,522,805.1) | 451,087.4 (402,746.8 to 506,387.0) | 883,230.1 (768,847.9 to 1,023,268.5) | 1,562,357.2 (1,379,377.8 to 1,776,072.4) | 526,389.9 (471,555.6 to 589,362.2) | 1,035,967.3 (904,131.7 to 1,197,871.2) |
| Ischemic stroke | 337,661.8 (329,781.7 to 345,734.2) | 175,536.1 (171,006.3 to 180,020.7) | 162,125.7 (158,299.5 to 166,192.3) | 383,009.7 (374,778.4 to 391,985.6) | 199,505.7 (194,721.3 to 204,495.6) | 183,504.0 (179,708.4 to 187,802.5) | 431,002.8 (421,600.6 to 440,544.9) | 223,373.5 (218,319.3 to 228,581.1) | 207,629.3 (203,174.0 to 212,462.3) |
| Other cardiovascular and circulatory diseases | 4,100,823.3 (3,795,922.3 to 4,423,619.3) | 2,474,755.7 (2,276,581.3 to 2,670,016.2) | 1,626,067.5 (1,457,025.9 to 1,815,835.2) | 4,754,600.9 (4,386,348.5 to 5,125,276.0) | 2,811,108.0 (2,580,880.0 to 3,056,229.9) | 1,943,492.9 (1,750,614.5 to 2,172,754.3) | 5,456,970.6 (5,055,575.6 to 5,876,229.3) | 3,228,957.5 (2,981,195.2 to 3,492,347.1) | 2,228,012.8 (2,007,258.3 to 2,478,956.8) |
| Peripheral artery disease | 2,116,526.4 (1,844,458.3 to 2,455,103.5) | 1,047,813.3 (910,136.1 to 1,221,079.9) | 1,068,713.1 (928,914.2 to 1,238,985.9) | 2,439,655.6 (2,123,499.7 to 2,841,513.8) | 1,196,307.2 (1,039,911.3 to 1,392,195.9) | 1,243,348.5 (1,083,357.7 to 1,452,081.7) | 2,772,399.4 (2,409,908.6 to 3,229,364.6) | 1,354,409.3 (1,179,493.6 to 1,584,384.1) | 1,417,990.0 (1,233,362.2 to 1,658,447.5) |

eTable 3b. Prevalent Cases of Cardiovascular Causes for Years 2005-2015, with Upper and Lower Uncertainty Bounds

| | 2005 | | | 2010 | | | 2015 | | |
|-----------------------------------------------|---------------------------------------------------|------------------------------------------------|------------------------------------------------|---------------------------------------------------|------------------------------------------------|------------------------------------------------|---------------------------------------------------|------------------------------------------------|------------------------------------------------|
| | Both | Female | Male | Both | Female | Male | Both | Female | Male |
| Global | | | | | | | | | |
| Atrial fibrillation and flutter | 25,972,916.8 (23,415,025.0 to 28,914,427.2) | 11,322,923.2 (10,181,595.2 to 12,680,487.6) | 14,649,993.2 (13,169,850.3 to 16,360,136.2) | 29,291,292.6 (26,408,048.2 to 32,683,726.0) | 12,614,970.9 (11,321,421.3 to 14,132,562.5) | 16,676,321.6 (14,986,719.6 to 18,633,227.4) | 33,294,320.5 (29,959,778.3 to 37,202,042.0) | 14,233,577.3 (12,755,732.8 to 15,923,714.5) | 19,060,742.6 (17,125,194.8 to 21,369,172.2) |
| Cardiomyopathy and myocarditis | 2,002,549.9 (1,905,403.9 to 2,093,217.5) | 1,082,389.8 (1,028,236.6 to 1,135,770.1) | 920,160.1 (876,577.4 to 964,133.9) | 2,251,299.0 (2,136,573.8 to 2,359,228.3) | 1,221,382.3 (1,155,272.0 to 1,283,672.8) | 1,029,916.7 (978,668.4 to 1,081,379.1) | 2,536,768.0 (2,404,778.9 to 2,661,364.5) | 1,382,806.8 (1,305,843.3 to 1,458,330.1) | 1,153,961.2 (1,097,668.6 to 1,212,526.0) |
| Endocarditis | 94,244.9 (88,560.9 to 100,846.1) | 68,894.0 (64,813.6 to 73,467.5) | 25,350.9 (23,589.0 to 27,337.8) | 103,673.0 (97,570.9 to 111,081.7) | 75,419.5 (70,963.0 to 80,665.4) | 28,253.5 (26,312.0 to 30,466.4) | 115,670.7 (108,053.1 to 124,766.3) | 84,078.3 (78,594.0 to 90,548.5) | 31,592.4 (29,311.0 to 34,202.4) |
| Hemorrhagic and other stroke | 15,661,003.2 (15,338,627.1 to 16,020,094.4) | 7,694,839.6 (7,443,023.9 to 7,980,719.7) | 8,066,163.6 (7,890,820.9 to 8,234,745.2) | 16,896,969.9 (16,555,823.9 to 17,281,109.4) | 8,084,965.0 (7,911,636.5 to 8,271,052.6) | 8,811,632.6 (8,636,766.9 to 9,007,357.3) | 18,699,621.6 (18,258,729.0 to 19,124,482.3) | 8,900,796.9 (8,700,080.7 to 9,121,276.5) | 9,768,824.3 (9,543,516.6 to 10,012,684.7) |
| Hypertensive heart disease | 4,440,375.5 (4,181,207.6 to 4,691,139.3) | 2,491,837.0 (2,341,202.2 to 2,635,812.7) | 1,948,538.5 (1,837,805.8 to 2,063,169.3) | 3,201,392.2 (3,049,250.5 to 3,363,857.2) | 2,889,202.6 (2,720,220.5 to 3,063,857.2) | 3,266,218.8 (3,173,811.5 to 3,444,169.5) | 6,086,343.2 (5,732,653.4 to 6,434,074.2) | 3,266,519.6 (3,164,973.1 to 3,357,979.4) | 2,799,223.4 (2,562,521.1 to 2,982,677.8) |
| Ischemic heart disease | 87,821,757.1 (80,432,245.8 to 96,508,868.2) | 36,684,739.0 (33,618,292.1 to 40,325,787.9) | 51,137,016.6 (46,762,084.5 to 56,155,356.1) | 96,966,837.7 (88,592,301.0 to 106,752,837.8) | 40,561,622.5 (37,125,583.0 to 44,636,977.1) | 56,405,178.2 (51,486,274.2 to 62,234,568.8) | 110,550,304.8 (100,675,889.7 to 121,798,659.7) | 46,102,254.7 (42,134,035.4 to 50,800,684.3) | 64,448,047.5 (58,685,079.0 to 71,017,092.4) |
| Ischemic stroke | 20,467,281.6 (20,008,422.5 to 20,991,381.9) | 9,831,782.7 (9,612,767.4 to 10,085,233.4) | 10,635,498.6 (10,393,380.2 to 10,906,149.6) | 22,207,180.5 (21,719,278.9 to 22,749,138.7) | 10,604,734.9 (10,373,427.7 to 10,862,220.5) | 11,602,446.3 (11,346,554.1 to 11,894,370.5) | 24,929,025.8 (24,362,226.3 to 25,609,959.7) | 11,621,196.4 (11,625,158.6 to 12,233,046.1) | 13,026,828.7 (12,718,239.5 to 13,382,922.3) |
| Other cardiovascular and circulatory diseases | 72,771,723.0 (68,089,703.7 to 77,762,925.0) | 34,469,238.8 (32,306,286.1 to 36,948,606.0) | 38,302,483.8 (35,273,562.6 to 41,688,821.4) | 80,425,512.4 (75,346,083.4 to 86,040,625.9) | 38,436,718.2 (35,963,514.2 to 41,160,746.5) | 41,988,796.9 (38,272,808.2 to 45,480,569.4) | 90,347,588.7 (84,710,656.4 to 96,668,717.5) | 43,536,603.7 (40,727,282.2 to 46,518,087.9) | 46,810,982.7 (43,331,373.8 to 50,439,841.3) |
| Peripheral artery disease | 115,109,151.0 (101,439,286.1 to 131,404,852.3) | 61,146,628.0 (53,832,225.9 to 69,563,592.2) | 53,962,521.3 (47,448,694.7 to 61,885,680.8) | 133,345,712.3 (117,528,239.3 to 151,949,856.5) | 70,493,109.4 (62,394,069.0 to 80,219,817.4) | 62,852,606.2 (55,267,003.1 to 71,862,332.5) | 154,650,579.8 (136,318,041.8 to 176,210,888.8) | 81,755,712.3 (72,344,609.4 to 92,826,953.7) | 72,894,864.0 (64,169,063.8 to 83,410,627.0) |
| Central Asia | | | | | | | | | |
| Atrial fibrillation and flutter | 305,544.0 (266,378.0 to 350,070.7) | 142,195.8 (122,815.0 to 165,685.8) | 163,348.3 (141,208.2 to 186,609.0) | 329,407.2 (287,282.6 to 375,627.2) | 150,171.9 (129,660.0 to 174,185.8) | 179,235.3 (154,662.0 to 205,860.0) | 376,888.4 (328,238.3 to 429,352.0) | 171,245.1 (147,586.0 to 198,567.8) | 205,643.3 (176,989.3 to 236,115.4) |
| Cardiomyopathy and myocarditis | 8,818.6 (8,273.6 to 9,353.7) | 4,083.0 (3,833.2 to 4,331.2) | 4,735.6 (4,421.2 to 5,066.9) | 9,979.0 (9,404.1 to 10,584.2) | 4,645.8 (4,365.8 to 4,921.6) | 5,333.2 (4,994.8 to 5,690.3) | 11,136.1 (10,471.1 to 11,811.9) | 5,183.1 (4,800.4 to 5,489.1) | 5,953.0 (5,564.1 to 6,350.9) |
| Endocarditis | 504.4 (485.0 to 523.2) | 265.1 (254.1 to 276.0) | 239.3 (230.4 to 247.6) | 550.6 (528.8 to 571.2) | 283.9 (272.5 to 295.8) | 266.8 (256.3 to 276.2) | 616.6 (589.0 to 643.3) | 315.7 (300.7 to 331.3) | 300.9 (282.2 to 313.8) |
| Hemorrhagic and other stroke | 244,101.2 (239,466.5 to 248,758.0) | 133,162.1 (130,629.6 to 135,892.2) | 110,939.1 (108,728.1 to 113,180.1) | 257,507.8 (252,762.6 to 262,572.3) | 139,799.9 (137,163.3 to 142,708.8) | 117,707.8 (115,512.5 to 120,032.8) | 285,030.7 (279,091.1 to 291,260.1) | 157,927.9 (152,515.4 to 159,671.6) | 129,057.8 (126,281.0 to 131,955.4) |
| Hypertensive heart disease | 28,066.4 (25,645.7 to 30,628.1) | 17,338.0 (15,850.6 to 18,947.5) | 10,728.4 (9,706.3 to 11,924.1) | 31,122.4 (28,414.0 to 33,865.3) | 19,044.0 (17,384.4 to 20,791.2) | 12,078.4 (10,992.5 to 13,237.8) | 35,367.7 (32,494.6 to 38,286.5) | 21,365.8 (19,512.9 to 23,226.3) | 14,001.9 (12,767.5 to 15,371.4) |
| Ischemic heart disease | 1,658,058.0 (1,523,024.4 to 1,806,351.5) | 803,107.7 (732,144.9 to 887,384.3) | 854,950.6 (787,452.3 to 927,429.4) | 1,775,790.9 (1,630,658.1 to 1,940,581.0) | 852,525.9 (774,362.1 to 940,442.9) | 923,275.0 (845,834.5 to 1,008,821.8) | 1,999,856.4 (1,792,534.2 to 2,148,359.8) | 938,381.2 (850,809.1 to 1,037,029.3) | 1,021,475.3 (934,886.1 to 1,103,020.9) |
| Ischemic stroke | 294,329.9 (288,015.3 to 301,099.4) | 159,797.3 (156,299.8 to 163,611.7) | 134,532.6 (131,374.2 to 137,803.7) | 304,947.2 (298,598.1 to 311,348.8) | 166,013.6 (162,472.8 to 169,666.0) | 138,933.8 (136,168.3 to 142,073.6) | 344,971.7 (337,341.1 to 353,208.7) | 189,936.2 (185,552.8 to 194,748.6) | 155,040.5 (151,403.7 to 159,069.8) |
| Other cardiovascular and circulatory diseases | 176,108.1 (162,364.3 to 190,965.5) | 68,283.3 (63,057.8 to 74,075.3) | 107,824.8 (98,848.4 to 117,408.2) | 193,614.4 (178,832.1 to 210,475.9) | 74,540.4 (68,816.1 to 81,058.7) | 119,074.0 (108,851.7 to 130,095.8) | 221,637.7 (203,309.4 to 240,228.9) | 85,358.2 (78,339.5 to 92,507.4) | 136,279.6 (123,820.7 to 149,069.7) |
| Peripheral artery disease | 1,323,910.8 (1,156,238.4 to 1,527,332.3) | 748,607.1 (654,687.1 to 862,372.9) | 575,303.7 (500,728.7 to 668,628.6) | 1,469,635.9 (1,284,834.6 to 1,688,273.5) | 829,329.7 (727,655.3 to 952,274.5) | 640,304.2 (559,783.3 to 738,420.4) | 1,691,612.6 (1,488,889.6 to 1,932,672.0) | 953,780.4 (838,410.1 to 1,091,304.5) | 737,824.4 (644,900.0 to 848,175.2) |
| Eastern Europe | | | | | | | | | |
| Atrial fibrillation and flutter | 1,624,497.1 (1,414,970.8 to 1,854,535.8) | 877,933.1 (751,495.9 to 1,022,555.0) | 746,564.0 (638,308.8 to 858,200.7) | 1,669,700.7 (1,458,659.6 to 1,916,302.2) | 898,699.4 (771,684.4 to 1,047,731.3) | 771,001.3 (666,904.8 to 886,483.4) | 1,892,536.4 (1,652,447.8 to 2,163,648.9) | 1,020,943.2 (879,316.5 to 1,186,633.5) | 871,591.1 (753,993.3 to 1,000,673.0) |
| Cardiomyopathy and myocarditis | 85,984.5 (79,607.9 to 92,714.5) | 44,844.1 (40,892.0 to 48,422.5) | 41,140.4 (37,754.2 to 45,403.6) | 96,679.0 (88,690.3 to 104,892.0) | 49,220.0 (44,577.5 to 53,908.1) | 47,459.0 (43,026.0 to 52,488.5) | 111,937.9 (102,650.8 to 121,770.3) | 58,516.7 (53,290.3 to 64,008.6) | 53,421.2 (47,964.8 to 59,075.0) |
| Endocarditis | 1,963.8 (1,880.4 to 2,047.2) | 1,141.1 (1,083.2 to 1,199.9) | 822.6 (785.0 to 858.3) | 2,117.1 (2,019.5 to 2,216.6) | 1,214.7 (1,150.3 to 1,282.5) | 902.4 (860.5 to 943.8) | 2,326.6 (2,205.9 to 2,467.5) | 1,347.5 (1,263.6 to 1,446.5) | 979.1 (931.4 to 1,028.7) |
| Hemorrhagic and other stroke | 1,073,232.3 (1,046,977.4 to 1,099,432.8) | 648,250.3 (632,183.9 to 664,838.7) | 424,982.0 (411,800.5 to 437,705.2) | 1,036,524.6 (1,012,708.9 to 1,061,811.7) | 526,524.6 (509,392.1 to 549,638.5) | 509,797.6 (491,270.1 to 525,525.6) | 1,120,261.4 (1,103,083.5 to 1,156,455.2) | 683,093.6 (666,554.2 to 701,155.4) | 446,167.8 (433,515.1 to 459,717.3) |
| Hypertensive heart disease | 76,445.7 (69,047.2 to 84,897.1) | 58,808.4 (52,819.1 to 65,852.1) | 17,637.3 (15,835.9 to 19,685.1) | 61,766.6 (55,303.5 to 69,692.7) | 31,057.8 (28,141.1 to 34,574.5) | 30,390.9 (28,180.2 to 32,558.5) | 70,907.0 (66,353.7 to 107,102.1) | 31,517.0 (29,192.9 to 33,842.2) | 24,824.7 (21,972.0 to 27,322.8) |
| Ischemic heart disease | 12,490,256.5 (11,522,480.2 to 13,460,872.5) | 5,695,991.5 (5,212,995.1 to 6,178,309.5) | 6,794,265.1 (6,231,520.3 to 7,396,455.3) | 13,692,519.9 (12,824,819.4 to 15,361,015.4) | 5,609,971.6 (5,115,427.1 to 6,103,199.1) | 6,668,485.4 (6,091,942.4 to 7,305,242.8) | 13,228,659.4 (12,169,855.1 to 14,388,730.6) | 6,092,839.4 (5,547,898.3 to 6,669,666.9) | 7,135,854.8 (6,530,196.0 to 7,789,222.5) |
| Ischemic stroke | 1,847,535.3 (1,797,199.4 to 1,902,240.1) | 1,145,234.7 (1,112,908.8 to 1,179,563.3) | 702,300.6 (677,630.7 to 727,238.0) | 1,766,923.9 (1,721,823.6 to 1,819,199.5) | 1,093,689.1 (1,064,000.0 to 1,125,702.9) | 673,234.8 (651,022.1 to 696,238.1) | 1,939,625.7 (1,886,397.2 to 1,993,437.3) | 1,201,816.7 (1,169,099.8 to 1,236,376.0) | 737,808.9 (713,335.6 to 763,065.6) |
| Other cardiovascular and circulatory diseases | 668,652.7 (622,279.6 to 736,610.2) | 421,647.3 (377,161.7 to 469,598.0) | 247,005.4 (220,407.7 to 278,931.7) | 722,216.1 (645,228.6 to 802,733.0) | 430,394.1 (383,172.7 to 477,330.6) | 291,912.0 (257,672.2 to 329,508.4) | 828,365.0 (741,867.6 to 923,566.2) | 490,466.4 (455,573.5 to 549,629.2) | 337,718.4 (294,862.5 to 382,464.4) |
| Peripheral artery disease | 7,682,655.8 (6,674,276.6 to 8,854,735.1) | 4,926,694.8 (4,300,106.6 to 5,664,065.0) | 2,755,960.9 (2,394,298.4 to 3,192,506.7) | 8,084,822.2 (7,064,255.0 to 9,335,234.5) | 5,223,229.3 (4,562,939.6 to 6,003,015.6) | 2,861,653.1 (2,500,593.9 to 3,301,146.0) | 9,324,997.5 (8,157,323.3 to 10,652,514.7) | 5,987,518.7 (5,232,082.0 to 6,839,527.4) | 3,337,478.7 (2,915,576.0 to 3,841,688.3) |
| Central Europe | | | | | | | | | |
| Atrial fibrillation and flutter | 1,163,921.5 (1,090,765.0 to 1,245,953.6) | 586,076.8 (539,624.1 to 634,993.1) | 577,844.7 (545,539.3 to 614,287.4) | 1,255,874.9 (1,178,319.9 to 1,343,985.4) | 630,479.5 (582,077.0 to 682,202.8) | 625,395.4 (592,354.7 to 663,129.0) | 1,362,096.7 (1,275,488.2 to 1,461,917.3) | 681,321.2 (628,088.0 to 742,150.7) | 680,775.5 (642,637.8 to 721,842.4) |
| Cardiomyopathy and myocarditis | 68,895.0 (64,321.7 to 73,284.2) | 38,658.0 (35,851.4 to 41,309.3) | 30,237.0 (28,140.9 to 32,309.6) | 76,807.5 (71,561.7 to 82,112.6) | 43,607.0 (40,217.0 to 46,993.5) | 33,200.5 (30,873.5 to 35,511.8) | 85,196.7 (79,157.0 to 91,509.7) | 48,791.1 (44,723.8 to 52,853.4) | 36,405.6 (33,816.4 to 39,082.0) |
| Endocarditis | 1,063.7 (1,021.6 to 1,107.0) | 308.9 (291.8 to 326.3) | 756.8 (724.6 to 788.7) | 1,141.9 (1,095.2 to 1,187.0) | 313.7 (295.5 to 332.5) | 828.2 (792.2 to 865.3) | 1,181.8 (1,127.7 to 1,236.7) | 314.5 (294.4 to 335.7) | 867.3 (824.6 to 914.3) |
| Hemorrhagic and other stroke | 473,886.3 (464,341.3 to 484,805.3) | 272,605.3 (266,386.5 to 279,421.7) | 201,281.1 (196,675.0 to 206,157.6) | 460,247.2 (450,945.6 to 471,111.7) | 264,113.0 (257,901.0 to 270,031.6) | 196,134.2 (191,772.0 to 200,605.0) | 482,419.9 (470,995.2 to 495,973.3) | 278,485.6 (271,065.6 to 287,367.1) | 203,934.3 (199,088.3 to 209,297.1) |
| Hypertensive heart disease | 75,882.1 (70,869.0 to 81,762.9) | 41,149.7 (39,000.0 to 43,777.3) | 34,732.4 (32,830.0 to 36,181.3) | 83,853.7 (78,005.5 to 89,134.3) | 48,844.1 (45,088.8 to 52,600.0) | 40,243.6 (36,757.3 to 44,770.3) | 98,178.1 (92,678.0 to 104,238.7) | 89,178.1 (80,956.4 to 97,913.3) | 44,733.1 (40,609.5 to 48,989.0) |
| Is | | | | | | | | | |

| | | | | | | | | | |
|-----------------------------------------------|---------------------------------------------|---------------------------------------------|---------------------------------------------|---------------------------------------------|---------------------------------------------|---------------------------------------------|---------------------------------------------|---------------------------------------------|---------------------------------------------|
| Peripheral artery disease | 689,896.0 (606,946.7 to 790,159.4) | 329,959.0 (290,157.6 to 379,094.4) | 359,937.0 (314,716.4 to 418,138.4) | 788,728.4 (692,680.7 to 898,903.7) | 366,216.2 (323,949.0 to 419,238.0) | 422,512.2 (369,104.2 to 483,244.3) | 851,902.6 (746,754.2 to 970,531.0) | 402,377.1 (352,607.9 to 459,923.5) | 449,525.5 (391,594.0 to 515,915.2) |
| Southern Latin America | | | | | | | | | |
| Atrial fibrillation and flutter | 293,368.9 (255,452.5 to 336,990.4) | 107,408.5 (92,577.1 to 125,095.3) | 185,960.4 (162,082.5 to 214,053.3) | 325,440.6 (283,947.7 to 373,547.8) | 118,467.0 (102,169.1 to 137,876.2) | 206,973.6 (179,804.0 to 236,804.1) | 364,105.3 (319,444.0 to 421,316.7) | 134,773.5 (116,818.2 to 157,649.5) | 229,331.8 (199,034.0 to 264,200.2) |
| Cardiomyopathy and myocarditis | 24,571.2 (20,815.4 to 28,645.4) | 16,585.8 (14,216.6 to 18,904.4) | 7,985.3 (6,612.7 to 9,891.8) | 27,407.6 (23,627.4 to 31,744.0) | 18,380.0 (15,961.0 to 20,917.7) | 9,027.7 (7,459.5 to 11,022.2) | 30,880.5 (26,712.4 to 35,276.5) | 20,610.1 (18,026.7 to 23,228.4) | 10,270.4 (8,498.3 to 12,520.8) |
| Endocarditis | 4,306.8 (4,099.2 to 4,571.3) | 4,249.4 (4,012.5 to 4,510.9) | 57.4 (44.4 to 68.8) | 4,880.6 (4,595.1 to 5,192.9) | 97.8 (45,915.0 to 5,116.1) | 5,580.0 (66.5 to 91.8) | 5,344.4 (5,125.8 to 5,562.1) | 95.3 (5,043.7 to 5,856.3) | 95.3 (77.3 to 111.7) |
| Hemorrhagic and other stroke | 108,465.6 (106,019.2 to 111,332.9) | 58,099.7 (57,283.0 to 60,265.4) | 97,765.9 (84,431.4 to 151,911.0) | 114,352.7 (111,581.7 to 117,393.3) | 61,849.5 (60,210.8 to 63,583.4) | 52,503.2 (51,230.8 to 54,014.8) | 126,534.2 (122,934.0 to 130,606.6) | 68,748.6 (66,762.9 to 71,057.6) | 57,785.7 (56,064.3 to 59,706.0) |
| Hypertensive heart disease | 49,859.5 (42,858.7 to 56,824.4) | 32,150.1 (27,827.8 to 36,140.3) | 17,799.3 (14,811.2 to 20,857.5) | 51,271.2 (44,352.1 to 58,220.4) | 33,282.7 (28,995.0 to 37,577.5) | 17,988.4 (14,901.1 to 21,988.2) | 57,426.4 (49,902.2 to 64,975.4) | 37,137.4 (32,432.2 to 41,655.5) | 30,289.1 (17,022.0 to 23,583.4) |
| Ischemic heart disease | 411,086.5 (389,921.7 to 432,795.1) | 148,344.4 (139,806.5 to 157,054.4) | 262,742.1 (248,326.8 to 277,317.9) | 440,593.2 (417,147.9 to 465,749.0) | 163,574.4 (154,098.8 to 173,332.1) | 277,018.7 (262,214.1 to 292,879.6) | 488,328.7 (458,416.4 to 516,911.9) | 178,842.6 (167,464.2 to 189,853.9) | 309,486.1 (289,061.1 to 330,028.1) |
| Ischemic stroke | 175,530.4 (171,167.8 to 180,586.1) | 90,153.1 (87,908.3 to 92,736.1) | 85,377.3 (82,684.6 to 88,118.9) | 96,303.2 (93,595.5 to 99,315.5) | 96,303.2 (93,595.5 to 99,315.5) | 89,498.4 (87,058.4 to 92,131.5) | 206,766.9 (200,751.0 to 213,651.0) | 107,942.4 (104,637.9 to 111,837.5) | 98,824.5 (95,588.6 to 102,483.1) |
| Other cardiovascular and circulatory diseases | 327,386.1 (418,004.1 to 661,690.6) | 259,620.1 (253,687.0 to 400,567.1) | 206,672.6 (161,344.4 to 265,509.2) | 565,257.9 (446,754.2 to 691,888.4) | 339,144.1 (265,989.2 to 408,833.1) | 226,113.8 (176,661.4 to 287,037.7) | 626,856.1 (507,532.4 to 754,024.9) | 373,423.8 (301,074.9 to 444,747.1) | 253,432.3 (201,178.8 to 312,104.5) |
| Peripheral artery disease | 1,089,264.0 (954,469.5 to 1,238,883.9) | 599,620.1 (525,393.4 to 684,401.4) | 489,643.9 (428,537.4 to 562,625.8) | 1,222,263.0 (1,076,903.5 to 1,394,184.3) | 671,789.8 (590,558.2 to 768,288.9) | 550,473.2 (480,058.8 to 633,926.9) | 1,336,794.1 (1,181,289.8 to 1,530,375.8) | 749,046.6 (659,895.3 to 879,966.5) | 587,747.5 (513,484.1 to 681,090.2) |
| Andean Latin America | | | | | | | | | |
| Atrial fibrillation and flutter | 87,877.0 (76,242.2 to 101,453.2) | 34,324.9 (29,380.0 to 40,002.1) | 53,552.0 (46,127.3 to 61,818.3) | 104,475.5 (90,209.0 to 121,302.2) | 40,930.3 (35,309.1 to 47,712.3) | 63,545.2 (54,654.0 to 73,505.6) | 123,851.3 (107,182.4 to 144,577.3) | 48,470.7 (41,666.7 to 56,879.6) | 75,380.6 (65,230.2 to 87,391.2) |
| Cardiomyopathy and myocarditis | 7,599.7 (7,433.1 to 8,468.4) | 4,293.4 (4,009.7 to 4,577.2) | 3,666.3 (3,405.6 to 3,919.1) | 9,882.3 (8,959.8 to 10,193.4) | 5,268.5 (4,916.6 to 5,610.0) | 4,313.8 (4,006.4 to 4,623.8) | 11,499.9 (10,704.5 to 12,174.0) | 6,286.9 (5,847.8 to 6,708.2) | 5,163.0 (4,805.4 to 5,508.1) |
| Endocarditis | 115.8 (105.6 to 126.4) | 96.2 (90.8 to 101.6) | 19.6 (12.4 to 26.9) | 131.5 (120.2 to 143.1) | 108.2 (102.4 to 114.1) | 23.3 (15.2 to 30.8) | 205.8 (192.8 to 218.6) | 132.9 (125.6 to 140.4) | 72.9 (65.5 to 80.4) |
| Hemorrhagic and other stroke | 65,025.5 (63,283.4 to 66,946.6) | 35,364.1 (34,363.9 to 36,491.5) | 29,664.4 (28,757.1 to 30,557.4) | 72,390.0 (70,354.3 to 74,354.0) | 49,303.3 (38,118.9 to 60,483.3) | 33,000.7 (32,082.5 to 34,946.5) | 82,247.7 (79,877.5 to 84,630.8) | 44,824.1 (43,467.5 to 46,162.4) | 37,423.6 (36,298.2 to 38,587.9) |
| Hypertensive heart disease | 19,417.5 (17,735.6 to 21,022.4) | 7,992.7 (10,379.5 to 12,378.6) | 23,624.0 (27,449.8 to 8,689.4) | 13,971.4 (12,743.1 to 15,204.0) | 9,652.6 (8,775.3 to 10,524.9) | 29,363.2 (26,900.7 to 31,740.3) | 17,250.1 (15,758.6 to 18,665.5) | 12,111.1 (11,073.5 to 13,187.6) | 12,111.1 (11,073.5 to 13,187.6) |
| Ischemic heart disease | 305,840.0 (276,692.6 to 340,165.6) | 133,851.6 (121,355.9 to 149,399.8) | 171,988.4 (154,994.5 to 192,020.9) | 373,480.0 (337,340.8 to 415,897.1) | 165,022.8 (149,084.9 to 183,823.1) | 208,457.1 (186,686.4 to 232,571.4) | 433,738.2 (392,678.6 to 480,934.9) | 191,058.4 (172,479.1 to 211,736.5) | 242,319.8 (218,848.4 to 270,674.4) |
| Ischemic stroke | 135,431.1 (53,509.6 to 56,587.7) | 68,488.0 (27,603.0 to 29,347.4) | 28,488.1 (27,603.0 to 29,347.4) | 26,540.0 (25,837.5 to 27,399.8) | 31,880.7 (29,752.5 to 32,771.4) | 29,463.2 (28,629.0 to 30,367.8) | 72,049.4 (69,967.0 to 74,245.3) | 37,423.8 (36,413.2 to 38,743.7) | 34,502.5 (33,921.0 to 35,998.8) |
| Other cardiovascular and circulatory diseases | 420,283.4 (375,111.0 to 489,694.8) | 142,638.0 (123,464.5 to 171,115.7) | 287,645.4 (244,831.1 to 335,005.7) | 497,345.2 (417,033.1 to 543,034.0) | 101,744.9 (141,071.4 to 191,578.2) | 315,008.1 (270,402.6 to 363,363.1) | 191,559.9 (499,509.3 to 635,994.6) | 191,559.9 (167,739.6 to 222,981.6) | 371,702.8 (321,324.3 to 427,089.7) |
| Peripheral artery disease | 970,851.7 (852,664.0 to 1,111,136.1) | 492,212.7 (434,458.7 to 564,970.2) | 477,639.0 (417,887.2 to 548,184.6) | 1,155,849.9 (1,014,634.0 to 1,321,243.1) | 588,235.2 (513,243.7 to 673,929.3) | 467,640.6 (406,129.5 to 649,242.3) | 1,377,704.3 (1,207,690.9 to 1,583,156.1) | 700,187.1 (618,149.0 to 801,656.7) | 677,517.2 (591,455.6 to 779,740.3) |
| Central Latin America | | | | | | | | | |
| Atrial fibrillation and flutter | 366,968.4 (316,660.5 to 424,441.9) | 146,638.3 (126,793.3 to 169,872.2) | 220,330.1 (189,869.7 to 254,425.1) | 441,321.2 (382,121.9 to 510,621.1) | 176,453.8 (152,402.3 to 205,662.7) | 264,867.4 (228,856.0 to 307,690.7) | 530,195.9 (458,596.0 to 613,108.9) | 210,074.1 (181,252.0 to 243,719.7) | 330,121.9 (276,550.2 to 369,690.0) |
| Cardiomyopathy and myocarditis | 99,854.2 (56,465.7 to 63,124.1) | 31,658.5 (29,844.1 to 33,328.7) | 28,195.7 (26,453.9 to 30,006.7) | 69,675.6 (65,736.4 to 73,533.5) | 37,272.4 (35,164.0 to 39,201.6) | 32,403.3 (30,445.0 to 34,956.5) | 81,739.6 (76,977.5 to 86,246.1) | 43,646.6 (41,214.3 to 45,880.8) | 38,093.0 (35,582.6 to 40,678.4) |
| Endocarditis | 1,419.9 (1,295.4 to 1,565.9) | 955.5 (869.7 to 1,063.6) | 464.3 (421.1 to 511.7) | 1,642.6 (1,494.6 to 1,813.4) | 1,098.0 (999.4 to 1,215.6) | 544.2 (493.8 to 599.2) | 2,051.7 (1,888.9 to 2,237.6) | 1,298.7 (1,185.1 to 1,434.7) | 753.0 (697.6 to 815.8) |
| Hemorrhagic and other stroke | 138,887.4 (134,099.3 to 144,290.0) | 72,942.8 (70,438.2 to 75,718.5) | 65,944.6 (63,661.6 to 68,523.3) | 156,146.4 (150,862.6 to 162,167.7) | 81,377.1 (78,500.7 to 84,540.7) | 74,769.3 (72,205.0 to 77,613.4) | 180,288.1 (173,791.6 to 187,228.9) | 93,592.2 (90,154.9 to 97,386.7) | 86,675.9 (83,669.7 to 90,019.4) |
| Hypertensive heart disease | 135,431.1 (124,769.6 to 145,832.2) | 83,228.2 (76,865.0 to 89,384.2) | 52,202.8 (47,946.2 to 56,730.8) | 167,107.0 (154,256.6 to 179,966.4) | 102,559.6 (94,862.0 to 110,098.5) | 64,077.4 (59,320.6 to 70,145.9) | 209,498.6 (193,853.2 to 224,617.1) | 127,051.2 (117,899.1 to 136,115.7) | 82,447.5 (75,737.3 to 88,923.2) |
| Ischemic heart disease | 1,886,833.5 (1,719,481.2 to 2,084,833.4) | 903,404.5 (823,631.7 to 998,635.0) | 893,229.0 (892,994.5 to 1,084,119.7) | 1,289,099.4 (2,086,252.9 to 2,520,381.8) | 1,105,220.7 (941,879.0 to 1,217,790.7) | 1,183,379.7 (1,077,578.4 to 1,303,931.0) | 2,743,457.6 (2,506,477.3 to 3,022,603.8) | 1,311,991.4 (1,201,624.5 to 1,444,890.3) | 1,428,466.4 (1,302,989.5 to 1,579,647.7) |
| Ischemic stroke | 147,177.9 (142,580.8 to 152,261.2) | 75,019.7 (72,669.0 to 77,636.3) | 72,188.2 (69,850.3 to 74,722.7) | 164,735.4 (159,219.2 to 170,542.5) | 83,901.6 (81,049.0 to 86,906.8) | 80,833.8 (78,208.4 to 83,724.6) | 194,156.6 (187,314.1 to 201,434.8) | 99,011.7 (95,566.4 to 102,898.4) | 95,144.9 (91,834.7 to 98,817.1) |
| Other cardiovascular and circulatory diseases | 2,285,575.6 (2,097,811.5 to 2,486,456.8) | 1,057,447.2 (967,544.3 to 1,157,648.0) | 1,228,128.2 (1,100,380.4 to 1,360,036.7) | 2,682,471.2 (2,462,632.1 to 2,907,877.2) | 1,266,860.6 (1,158,978.9 to 1,381,090.3) | 1,415,611.0 (1,277,136.7 to 1,560,582.2) | 3,182,497.3 (2,931,300.6 to 3,437,585.3) | 1,522,022.0 (1,404,341.6 to 1,650,234.7) | 1,660,475.4 (1,497,897.9 to 1,835,318.7) |
| Peripheral artery disease | 4,031,001.4 (3,549,438.4 to 4,626,165.4) | 2,107,155.8 (1,855,744.4 to 2,411,801.7) | 1,923,845.5 (1,688,994.1 to 2,214,130.4) | 4,893,194.4 (4,311,765.0 to 5,599,466.6) | 2,550,857.9 (2,248,874.7 to 2,923,270.4) | 2,342,336.5 (2,060,733.4 to 2,693,791.9) | 5,908,612.7 (5,203,027.2 to 6,768,661.1) | 3,064,958.8 (2,703,342.9 to 3,505,126.5) | 2,843,654.1 (2,502,606.9 to 3,275,487.5) |
| Tropical Latin America | | | | | | | | | |
| Atrial fibrillation and flutter | 372,071.7 (321,556.7 to 423,215.8) | 155,883.8 (135,094.1 to 180,662.2) | 216,187.8 (185,880.3 to 251,031.8) | 453,302.3 (390,567.4 to 524,287.1) | 190,147.3 (164,790.8 to 220,176.6) | 263,155.0 (226,020.3 to 305,198.2) | 548,366.4 (474,093.3 to 635,161.4) | 229,661.6 (198,627.2 to 266,418.3) | 318,700.2 (275,359.8 to 369,906.2) |
| Cardiomyopathy and myocarditis | 158,988.9 (148,468.3 to 168,807.2) | 78,520.3 (74,307.9 to 82,688.6) | 90,468.7 (73,877.0 to 86,615.1) | 162,979.0 (152,762.0 to 172,383.1) | 80,902.6 (76,731.3 to 85,105.5) | 82,076.7 (75,908.3 to 87,699.4) | 183,249.4 (173,249.7 to 193,698.3) | 91,516.6 (86,755.2 to 96,475.7) | 91,732.8 (85,785.3 to 97,599.5) |
| Endocarditis | 1,023.3 (1,124.4 to 2,270.8) | 933.3 (777.9 to 1,121.6) | 1,089.0 (940.2 to 1,264.5) | 1,982.0 (1,712.1 to 2,299.6) | 1,926.7 (870.7 to 1,106.4) | 1,055.5 (917.1 to 1,218.9) | 2,194.5 (1,894.4 to 2,540.8) | 1,034.4 (869.5 to 1,223.5) | 1,169.1 (1,009.4 to 1,341.3) |
| Hemorrhagic and other stroke | 236,944.2 (227,157.0 to 247,787.0) | 122,368.4 (117,437.0 to 128,185.4) | 114,575.8 (109,671.0 to 119,873.6) | 253,789.3 (242,984.2 to 265,471.5) | 130,157.5 (124,549.8 to 136,143.9) | 130,157.5 (118,281.0 to 129,508.5) | 292,725.0 (279,182.0 to 307,749.3) | 149,530.8 (142,630.8 to 157,232.2) | 143,194.2 (136,362.3 to 150,569.8) |
| Hypertensive heart disease | 226,919.0 (211,292.0 to 242,290.0) | 130,114.9 (121,856.0 to 138,936.0) | 96,804.0 (89,777.1 to 103,881.5) | 232,259.2 (214,828.2 to 246,079.4) | 132,259.2 (123,584.0 to 141,115.9) | 98,141.1 (90,640.1 to 105,390.4) | 266,990.0 (249,602.3 to 284,581.8) | 152,489.7 (142,795.5 to 162,576.4) | 114,500.3 (106,381.5 to 122,544.8) |
| Ischemic heart disease | 2,569,163.3 (2,345,124.7 to 2,823,549.0) | 1,042,071.3 (959,530.1 to 1,137,623.7) | 1,527,091.1 (1,383,728.1 to 1,693,474.8) | 2,977,680.0 (2,712,929.2 to 3,279,964.7) | 1,212,094.7 (1,115,002.1 to 1,327,640.6) | 1,765,585.2 (1,598,476.0 to 1,963,113.9) | 3,480,147.6 (3,199,511.8 to 3,841,271.2) | 1,414,322.5 (1,296,128.5 to 1,549,720.9) | 2,605,824.9 (1,858,217.9 to 2,300,500.2) |
| Ischemic stroke | 281,214.1 (269,469.2 to 295,330.8) | 136,505.9 (131,059.1 to 143,172.0) | 144,708.1 (138,267.6 to 152,031.6) | 299,939.1 (286,747.0 to 314,563.6) | 154,368.2 (139,249.1 to 155,802.2) | 154,368.2 (147,507.5 to 161,917.3) | 356,275.1 (338,561.1 to 375,657.6) | 172,946.2 (164,865.8 to 182,222.4) | 183,328.9 (173,927.0 to 194,059.0) |
| Other cardiovascular and circulatory diseases | 1,921,454.5 (4,040,177.3 to 4,734,851.9) | 4,247,829.5 (1,765,566.8 to 2,101,200.5) | 4,247,829. | | | | | | |

| | | | | | | | | | |
|-----------------------------------------------|------------------------------------------------|----------------------------------------------|-----------------------------------------------|------------------------------------------------|-----------------------------------------------|------------------------------------------------|------------------------------------------------|------------------------------------------------|------------------------------------------------|
| Atrial fibrillation and flutter | 2,867,895.7 (2,485,293.9 to 3,307,081.6) | 1,049,519.9 (907,249.5 to 1,220,337.4) | 1,818,375.7 (1,574,181.7 to 2,094,766.2) | 3,334,644.4 (2,891,178.1 to 3,848,292.2) | 1,224,910.7 (1,058,642.3 to 1,428,025.7) | 2,109,733.6 (1,824,688.3 to 2,434,480.2) | 3,899,286.2 (3,383,780.9 to 4,502,320.2) | 1,437,237.4 (1,241,312.7 to 1,676,858.9) | 2,462,048.9 (2,130,450.0 to 2,842,157.2) |
| Cardiomyopathy and myocarditis | 119,301.2 (113,079.3 to 125,761.0) | 63,537.2 (60,314.8 to 66,848.8) | 55,764.0 (52,596.1 to 59,038.8) | 132,952.5 (126,356.0 to 139,758.3) | 71,085.2 (67,453.1 to 74,632.3) | 61,952.3 (58,509.3 to 65,515.5) | 149,407.8 (141,717.6 to 156,673.9) | 80,272.2 (76,385.6 to 84,302.8) | 69,135.6 (65,033.4 to 73,054.6) |
| Endocarditis | 8,568.6 (7,626.0 to 9,681.0) | 4,649.2 (4,105.7 to 5,320.8) | 3,919.4 (3,506.0 to 4,388.0) | 9,893.5 (8,851.9 to 11,124.5) | 5,342.7 (4,727.5 to 6,097.1) | 4,550.7 (4,094.8 to 5,090.5) | 11,446.2 (10,212.5 to 12,929.9) | 6,189.3 (5,499.8 to 7,084.7) | 5,256.9 (4,708.3 to 5,854.6) |
| Hemorrhagic and other stroke | 3,144,590.0 (3,070,813.8 to 3,225,303.4) | 1,398,839.4 (1,363,227.5 to 1,438,080.3) | 1,745,750.5 (1,707,367.8 to 1,789,906.2) | 3,514,672.5 (3,432,997.7 to 3,601,953.2) | 1,336,560.0 (1,497,713.7 to 1,578,291.7) | 1,978,312.5 (1,934,132.2 to 2,026,071.8) | 3,970,982.9 (3,865,438.7 to 4,086,074.8) | 1,734,618.5 (1,687,573.7 to 1,786,687.6) | 2,236,364.4 (2,178,288.4 to 2,300,243.9) |
| Hypertensive heart disease | 796,310.6 (753,980.9 to 840,721.7) | 496,825.5 (384,751.4 to 428,967.8) | 389,385.1 (368,856.2 to 411,794.2) | 889,322.9 (899,322.9 to 997,882.7) | 484,820.0 (460,372.4 to 511,423.9) | 463,332.2 (438,091.0 to 488,316.9) | 1,140,677.8 (1,080,621.1 to 1,201,527.5) | 585,749.0 (554,736.0 to 616,794.7) | 554,928.8 (524,813.0 to 585,661.6) |
| Ischemic heart disease | 17,353,210.8 (15,704,431.8 to 19,265,629.0) | 6,517,477.2 (5,883,010.3 to 7,217,242.8) | 10,835,732.8 (9,790,261.7 to 12,102,663.1) | 19,721,206.6 (17,776,177.5 to 21,899,698.1) | 7,473,627.6 (6,745,155.2 to 8,292,088.8) | 12,347,572.7 (11,007,781.3 to 13,606,617.6) | 23,148,017.9 (20,930,974.9 to 25,698,774.3) | 8,781,643.9 (7,924,912.9 to 9,746,862.8) | 14,366,374.0 (12,946,828.9 to 16,030,805.5) |
| Ischemic stroke | 3,177,846.5 (3,100,065.3 to 3,256,822.9) | 1,409,337.4 (1,372,606.0 to 1,447,231.6) | 1,768,908.9 (1,724,654.8 to 1,810,810.3) | 3,544,016.2 (3,462,387.1 to 3,627,913.7) | 1,561,069.4 (1,521,842.2 to 1,602,157.7) | 1,982,946.7 (1,938,652.0 to 2,029,096.6) | 3,932,150.6 (3,831,984.1 to 4,047,703.7) | 1,714,307.5 (1,667,742.0 to 1,765,752.9) | 2,217,843.1 (2,160,750.3 to 2,281,985.0) |
| Other cardiovascular and circulatory diseases | 529,083.0 (495,202.0 to 563,776.1) | 215,092.8 (200,928.8 to 229,985.1) | 313,990.2 (292,848.5 to 335,476.0) | 623,819.3 (581,782.6 to 666,613.1) | 253,337.1 (236,825.2 to 270,121.3) | 370,482.2 (344,927.5 to 397,773.8) | 748,799.9 (702,412.5 to 795,361.1) | 306,804.7 (287,469.9 to 326,580.2) | 441,995.2 (413,903.4 to 471,719.7) |
| Peripheral artery disease | 18,082,303.0 (15,782,947.0 to 20,873,335.7) | 8,912,317.3 (7,786,443.6 to 10,272,816.6) | 9,169,984.8 (8,009,813.0 to 10,603,451.7) | 21,228,968.0 (18,551,947.1 to 24,513,155.0) | 10,469,307.8 (9,148,362.9 to 12,098,000.4) | 17,699,660.0 (15,903,324.3 to 19,439,110.3) | 25,029,463.1 (21,873,760.4 to 28,854,783.4) | 12,381,089.2 (10,814,329.9 to 14,239,217.5) | 12,648,574.1 (11,042,894.3 to 14,563,975.0) |
| North Africa and Middle East | | | | | | | | | |
| Atrial fibrillation and flutter | 694,514.1 (598,682.7 to 800,930.9) | 275,739.3 (237,858.0 to 321,938.7) | 418,774.8 (360,454.7 to 484,319.5) | 807,801.1 (697,004.2 to 933,620.0) | 320,270.6 (276,208.3 to 372,742.8) | 487,530.5 (420,123.0 to 564,818.2) | 951,377.2 (823,275.9 to 1,100,396.5) | 376,268.2 (324,735.9 to 440,395.3) | 575,109.0 (497,317.1 to 667,921.6) |
| Cardiomyopathy and myocarditis | 121,879.5 (115,613.3 to 128,344.1) | 59,647.6 (56,373.6 to 62,906.2) | 62,231.9 (58,784.7 to 65,691.3) | 141,591.0 (134,373.2 to 149,033.5) | 69,272.6 (65,596.5 to 72,920.1) | 72,318.4 (68,463.7 to 76,399.7) | 165,560.6 (156,966.1 to 174,151.4) | 81,292.8 (77,146.8 to 86,021.3) | 83,967.8 (79,455.7 to 88,527.9) |
| Endocarditis | 12,862.2 (12,375.4 to 13,296.9) | 11,747.0 (11,310.1 to 12,198.2) | 1,089.2 (1,027.5 to 1,154.4) | 15,262.7 (14,697.2 to 15,813.6) | 14,083.3 (13,470.9 to 14,571.7) | 1,254.4 (1,181.5 to 1,328.6) | 18,210.0 (17,438.9 to 19,015.2) | 16,785.3 (16,057.5 to 17,570.6) | 1,424.7 (1,331.5 to 1,517.9) |
| Hemorrhagic and other stroke | 834,200.9 (816,978.4 to 852,721.3) | 451,860.3 (441,983.8 to 461,893.6) | 382,340.7 (374,189.3 to 390,953.4) | 955,532.5 (936,000.6 to 976,284.2) | 516,608.0 (506,129.1 to 527,968.0) | 438,924.0 (429,687.7 to 448,149.9) | 1,093,535.3 (1,069,924.0 to 1,119,497.0) | 594,476.4 (581,670.6 to 608,840.4) | 499,088.6 (487,622.0 to 511,343.4) |
| Hypertensive heart disease | 149,029.0 (137,760.0 to 160,657.0) | 99,358.7 (91,787.5 to 107,290.3) | 49,670.3 (45,660.0 to 53,795.8) | 174,175.1 (161,168.4 to 187,459.5) | 115,951.1 (107,503.4 to 124,649.7) | 88,224.0 (83,568.0 to 92,752.9) | 240,350.3 (189,297.3 to 219,313.0) | 136,376.1 (126,365.4 to 146,161.7) | 67,974.2 (62,733.9 to 73,135.4) |
| Ischemic heart disease | 5,001,171.7 (4,444,833.4 to 5,641,558.5) | 2,093,691.2 (1,861,579.5 to 2,369,545.4) | 2,907,480.7 (2,587,341.6 to 3,289,801.9) | 5,743,751.3 (5,109,714.8 to 6,499,957.5) | 2,425,416.1 (2,151,550.2 to 2,757,770.0) | 3,318,335.0 (2,954,401.5 to 3,747,380.9) | 7,072,468.1 (6,265,905.0 to 8,007,139.8) | 2,975,936.1 (2,637,853.3 to 3,378,580.4) | 4,096,532.5 (3,629,716.2 to 4,639,946.7) |
| Ischemic stroke | 986,764.0 (967,166.3 to 1,007,789.0) | 503,699.7 (493,257.0 to 514,068.1) | 483,064.3 (473,054.1 to 494,331.0) | 1,126,727.8 (1,104,176.5 to 1,149,690.5) | 576,911.0 (565,543.3 to 588,413.6) | 549,816.8 (538,238.2 to 561,722.3) | 1,312,092.9 (1,285,006.8 to 1,341,996.8) | 672,113.1 (658,117.3 to 688,071.7) | 639,979.9 (626,007.8 to 654,639.1) |
| Other cardiovascular and circulatory diseases | 10,968,834.1 (10,020,888.4 to 12,024,776.4) | 4,485,425.1 (4,101,112.2 to 5,017,792.3) | 6,483,409.4 (5,773,359.8 to 7,187,157.3) | 11,986,363.4 (11,004,588.0 to 13,072,688.0) | 5,027,839.4 (4,623,467.5 to 5,390,714.3) | 6,958,523.2 (6,249,661.3 to 7,699,793.3) | 13,485,443.3 (12,438,127.7 to 14,680,520.7) | 5,743,608.7 (5,280,613.6 to 6,379,047.7) | 7,741,835.4 (6,997,326.2 to 8,607,512.8) |
| Peripheral artery disease | 6,237,256.1 (5,447,108.0 to 7,139,457.9) | 3,090,545.0 (2,704,354.6 to 3,555,336.1) | 3,146,711.4 (2,739,925.0 to 3,635,330.1) | 7,501,564.0 (6,390,249.9 to 8,381,294.4) | 3,632,239.8 (3,184,742.4 to 4,184,351.5) | 3,669,330.0 (3,210,423.9 to 4,233,406.1) | 8,643,399.2 (7,580,151.2 to 9,950,144.2) | 4,315,431.0 (3,793,446.1 to 4,951,589.5) | 4,327,988.6 (3,799,423.9 to 5,002,717.3) |
| Central Sub-Saharan Africa | | | | | | | | | |
| Atrial fibrillation and flutter | 73,169.3 (62,696.9 to 85,449.3) | 29,270.7 (24,763.6 to 34,379.7) | 43,898.6 (37,537.3 to 51,292.7) | 85,735.8 (73,564.2 to 99,812.5) | 34,004.4 (29,103.9 to 39,642.0) | 51,734.2 (44,222.0 to 60,530.3) | 101,272.7 (86,917.9 to 118,263.8) | 39,788.8 (33,966.1 to 46,915.5) | 61,483.9 (52,626.4 to 71,773.0) |
| Cardiomyopathy and myocarditis | 28,585.3 (26,719.2 to 30,706.2) | 13,849.3 (12,862.9 to 14,876.6) | 14,736.1 (13,684.5 to 15,839.6) | 33,814.4 (31,544.5 to 36,239.5) | 16,295.5 (15,172.9 to 17,560.4) | 17,518.9 (16,219.0 to 18,788.8) | 39,699.9 (37,102.0 to 42,470.2) | 19,041.3 (17,709.9 to 20,456.5) | 20,618.5 (19,213.2 to 22,157.3) |
| Endocarditis | 448.1 (424.4 to 471.0) | 261.3 (247.6 to 274.8) | 186.9 (176.6 to 196.9) | 529.4 (502.0 to 556.7) | 307.4 (290.8 to 323.5) | 222.0 (209.2 to 234.0) | 626.8 (589.9 to 661.5) | 362.7 (340.8 to 384.1) | 264.1 (248.4 to 279.8) |
| Hemorrhagic and other stroke | 130,345.9 (127,435.7 to 133,398.1) | 54,549.3 (49,052.0 to 77,656.7) | 53,009.8 (53,234.2 to 55,955.3) | 88,662.3 (149,489.0 to 156,759.0) | 86,623.6 (86,445.7 to 90,944.2) | 64,347.6 (62,802.5 to 66,018.4) | 181,821.4 (177,248.6 to 186,526.4) | 105,225.7 (102,577.8 to 108,170.6) | 76,595.7 (74,630.4 to 78,729.5) |
| Hypertensive heart disease | 49,152.0 (45,167.3 to 53,286.2) | 23,132.0 (20,952.7 to 25,332.0) | 26,020.0 (23,914.7 to 28,143.4) | 58,410.1 (53,550.4 to 63,051.5) | 27,317.8 (24,924.8 to 29,846.4) | 31,092.4 (28,582.3 to 33,541.1) | 69,328.1 (63,888.5 to 74,939.3) | 32,156.2 (29,414.9 to 35,053.4) | 37,171.9 (34,239.9 to 39,962.0) |
| Ischemic heart disease | 190,675.8 (175,711.2 to 206,643.2) | 85,911.1 (79,223.1 to 93,209.9) | 104,764.8 (96,067.7 to 114,051.4) | 225,942.8 (208,325.8 to 245,988.7) | 101,592.4 (93,912.5 to 110,636.6) | 124,350.0 (113,801.5 to 136,081.9) | 262,008.2 (242,178.7 to 285,445.7) | 116,599.9 (107,837.7 to 126,833.3) | 145,408.3 (133,789.2 to 159,226.5) |
| Ischemic stroke | 136,597.7 (135,219.7 to 140,242.1) | 78,827.5 (76,733.9 to 80,852.8) | 87,769.9 (86,149.4 to 89,426.1) | 157,928.3 (153,913.0 to 162,340.4) | 90,834.7 (88,124.9 to 93,594.7) | 67,093.6 (65,348.9 to 68,903.3) | 187,634.7 (182,345.7 to 192,989.3) | 107,722.3 (104,531.6 to 111,025.3) | 79,912.4 (77,565.8 to 82,173.6) |
| Other cardiovascular and circulatory diseases | 691,305.4 (552,481.6 to 857,552.6) | 407,834.5 (312,674.9 to 526,898.5) | 283,470.9 (233,302.4 to 343,052.4) | 779,166.9 (619,654.5 to 966,777.7) | 447,528.0 (343,682.3 to 578,246.9) | 331,640.9 (271,061.0 to 402,741.2) | 918,896.7 (733,393.8 to 1,129,209.5) | 529,529.2 (405,586.8 to 683,643.9) | 388,971.6 (319,793.5 to 466,475.5) |
| Peripheral artery disease | 709,005.9 (615,736.5 to 821,559.3) | 378,769.9 (328,552.2 to 438,274.2) | 330,236.0 (285,775.8 to 383,632.0) | 828,703.7 (721,821.2 to 962,762.5) | 438,438.7 (379,218.1 to 509,156.0) | 390,264.9 (338,930.2 to 453,550.2) | 975,814.1 (851,296.4 to 1,130,037.0) | 511,584.6 (444,969.4 to 588,885.0) | 464,229.5 (403,962.2 to 540,024.4) |
| Eastern Sub-Saharan Africa | | | | | | | | | |
| Atrial fibrillation and flutter | 240,802.3 (207,967.7 to 280,518.3) | 91,997.4 (78,574.3 to 108,000.1) | 148,805.0 (128,441.1 to 173,550.1) | 285,241.1 (246,883.5 to 331,480.0) | 109,998.5 (94,023.0 to 128,746.6) | 175,243.2 (151,971.1 to 203,125.5) | 336,685.2 (291,703.7 to 391,099.3) | 130,899.5 (111,828.4 to 152,983.0) | 205,785.7 (178,727.4 to 232,228.0) |
| Cardiomyopathy and myocarditis | 72,400.8 (64,628.0 to 81,321.5) | 34,059.4 (30,190.7 to 38,493.9) | 38,341.4 (34,149.7 to 42,971.4) | 86,047.3 (76,565.7 to 96,793.3) | 40,674.9 (36,075.1 to 45,722.3) | 45,372.3 (40,349.2 to 51,139.0) | 101,720.5 (90,625.4 to 114,363.4) | 48,183.8 (42,928.6 to 54,261.3) | 53,536.7 (47,335.0 to 60,512.8) |
| Endocarditis | 1,593.4 (1,506.2 to 1,674.5) | 886.3 (838.2 to 933.4) | 707.0 (667.8 to 744.0) | 1,866.5 (1,765.1 to 1,961.2) | 1,028.7 (973.0 to 1,081.5) | 837.7 (788.4 to 881.8) | 2,244.8 (2,111.4 to 2,376.6) | 1,231.8 (1,157.0 to 1,302.8) | 1,013.0 (947.8 to 1,077.2) |
| Hemorrhagic and other stroke | 570,891.3 (555,321.9 to 587,566.6) | 313,407.7 (304,920.0 to 322,148.2) | 257,483.6 (249,915.8 to 265,664.0) | 677,133.0 (658,529.2 to 696,273.2) | 370,544.3 (360,452.0 to 380,975.4) | 306,588.8 (297,547.6 to 315,636.0) | 840,949.9 (816,965.6 to 866,460.8) | 461,124.5 (448,030.0 to 475,939.2) | 379,825.4 (368,337.1 to 392,136.2) |
| Hypertensive heart disease | 132,238.0 (120,368.8 to 144,611.0) | 58,995.5 (52,946.5 to 65,299.8) | 73,242.5 (67,116.6 to 80,004.6) | 159,911.4 (144,778.2 to 175,045.5) | 71,788.3 (63,900.8 to 79,479.0) | 98,128.3 (80,293.0 to 95,851.4) | 188,661.9 (171,507.4 to 206,126.0) | 85,528.6 (76,755.2 to 94,213.2) | 101,133.3 (94,271.3 to 112,339.0) |
| Ischemic heart disease | 2,309,724.6 (2,041,180.2 to 2,624,430.6) | 936,495.9 (837,206.3 to 1,050,524.0) | 1,373,228.5 (1,194,363.0 to 1,592,372.8) | 2,624,592.6 (2,310,068.2 to 2,988,940.9) | 1,070,996.4 (956,757.1 to 1,202,042.0) | 1,554,496.1 (1,346,695.0 to 1,801,574.7) | 3,098,871.9 (2,735,641.9 to 3,532,901.4) | 1,264,988.5 (1,131,992.1 to 1,434,791.8) | 1,333,883.3 (1,198,280.2 to 1,526,671.9) |
| Ischemic stroke | 504,659.3 (526,220.4 to 554,353.0) | 291,213.3 (283,482.4 to 298,744.8) | 249,447.9 (242,487.0 to 256,518.1) | 633,435.6 (615,471.2 to 648,420.5) | 309,126.3 (330,855.6 to 349,252.3) | 291,719.3 (284,093.2 to 299,668.6) | 772,966.0 (750,966.5 to 795,839.0) | 418,378.7 (406,070.4 to 431,31 | |

Table 4a. All-ages prevalence per 100,000 persons for men and women separately and combined, for all CVD level 3 and 4 subcauses, by country in 1990 and 2015

| | 1990 | | | 2015 | | | Median percent change between 1990-2015 | | |
|----------------------------------------|---------|---------|---------|---------|---------|---------|-----------------------------------------|--------|-------|
| | Both | Female | Male | Both | Female | Male | Both | Female | Male |
| Atrial fibrillation and flutter | | | | | | | | | |
| Afghanistan | 76.58 | 60.87 | 91.53 | 87.13 | 69.81 | 103.4 | 0.14 | 0.15 | 0.14 |
| Albania | 404.16 | 344.46 | 461.01 | 815.85 | 706.67 | 926.78 | 1.00 | 1.03 | 1.00 |
| Algeria | 110.6 | 91.17 | 129.56 | 202.32 | 157.47 | 246.55 | 0.80 | 0.70 | 0.87 |
| American Samoa | 178.91 | 139.72 | 216 | 185.03 | 163.16 | 206.79 | 0.03 | 0.16 | -0.05 |
| Andorra | 1006.21 | 925.25 | 1091.58 | 1356.83 | 1196.42 | 1523.97 | 0.34 | 0.29 | 0.38 |
| Angola | 77.25 | 60.9 | 94.01 | 74.54 | 58.38 | 90.92 | -0.03 | -0.03 | -0.02 |
| Antigua and Barbuda | 228.3 | 192.44 | 266.65 | 240.38 | 193.09 | 291.95 | 0.05 | 0.00 | 0.09 |
| Argentina | 449.06 | 304.51 | 599.31 | 544.24 | 399.68 | 695.08 | 0.21 | 0.31 | 0.16 |
| Armenia | 437.15 | 396.86 | 479.85 | 738.39 | 676.01 | 810.25 | 0.66 | 0.68 | 0.66 |
| Australia | 545.43 | 400.25 | 691.4 | 693.23 | 479.38 | 907.63 | 0.26 | 0.19 | 0.30 |
| Austria | 986.11 | 979.87 | 992.91 | 1889.25 | 1679.78 | 2109.12 | 0.90 | 0.71 | 1.09 |
| Azerbaijan | 336.5 | 312.18 | 361.88 | 495.08 | 424.14 | 566.85 | 0.46 | 0.35 | 0.55 |
| Bahrain | 93.47 | 67.67 | 112.45 | 123.21 | 97.39 | 139.02 | 0.31 | 0.43 | 0.23 |
| Bangladesh | 135.74 | 94.41 | 175.24 | 210.31 | 149.49 | 269.95 | 0.56 | 0.59 | 0.56 |
| Barbados | 278.27 | 246.07 | 312.96 | 411.91 | 336.3 | 494.09 | 0.47 | 0.36 | 0.56 |
| Belarus | 670.1 | 677.81 | 661.36 | 876.06 | 880.6 | 870.8 | 0.30 | 0.29 | 0.30 |
| Belgium | 692.38 | 650.2 | 736.51 | 914.71 | 828.68 | 1004.14 | 0.31 | 0.27 | 0.34 |
| Belize | 128.59 | 96.81 | 159.84 | 135.91 | 96.83 | 175.22 | 0.06 | 0.00 | 0.11 |
| Benin | 93.99 | 79.23 | 109.69 | 89.35 | 72.43 | 106.33 | -0.04 | -0.08 | -0.02 |
| Bermuda | 206.88 | 157.54 | 256.85 | 287.69 | 224.9 | 351.69 | 0.38 | 0.42 | 0.36 |
| Bhutan | 138.24 | 95.42 | 178.03 | 220.07 | 144.51 | 285.12 | 0.57 | 0.50 | 0.58 |
| Bolivia | 133.73 | 103.59 | 163.66 | 200.13 | 153.95 | 246.14 | 0.47 | 0.46 | 0.48 |
| Bosnia and Herzegovina | 510.88 | 478.38 | 543.42 | 1004.38 | 929.64 | 1079.82 | 0.94 | 0.92 | 0.96 |
| Botswana | 78.18 | 67.09 | 89.53 | 115 | 93.04 | 136.98 | 0.46 | 0.38 | 0.52 |
| Brazil | 134.86 | 111.89 | 158.2 | 257.63 | 212.89 | 303.86 | 0.89 | 0.89 | 0.90 |
| Brunei | 107.7 | 35.9 | 171.97 | 187.54 | 67.34 | 300.64 | 0.69 | 0.81 | 0.70 |
| Bulgaria | 843.54 | 762.35 | 927.01 | 1181.99 | 1153.29 | 1212.11 | 0.39 | 0.50 | 0.30 |
| Burkina Faso | 90.57 | 74.88 | 106.99 | 74.02 | 64.19 | 83.97 | -0.18 | -0.14 | -0.21 |
| Burundi | 84.18 | 67.51 | 101.44 | 80.41 | 59.89 | 101.37 | -0.01 | -0.09 | 0.04 |
| Cambodia | 150.64 | 131.41 | 171.25 | 213.5 | 193.34 | 234.66 | 0.45 | 0.49 | 0.41 |
| Cameroon | 102.61 | 79.83 | 125.68 | 95.37 | 73.72 | 117.01 | -0.05 | -0.07 | -0.05 |
| Canada | 757.15 | 457.86 | 1061.58 | 1046.97 | 592.48 | 1507.84 | 0.37 | 0.29 | 0.40 |
| Cape Verde | 122.34 | 99.03 | 148.12 | 148.08 | 125.92 | 170.83 | 0.20 | 0.26 | 0.15 |
| Central African Republic | 115.56 | 90.06 | 141.93 | 111.17 | 88.41 | 134.54 | -0.04 | -0.02 | -0.05 |
| Chad | 94.41 | 73.95 | 115.16 | 76.89 | 59.57 | 94.17 | -0.18 | -0.19 | -0.18 |
| Chile | 344.81 | 227.65 | 465.14 | 578.19 | 402.35 | 758.73 | 0.65 | 0.74 | 0.60 |
| China | 246.31 | 219.92 | 271.34 | 455.43 | 399.1 | 508.49 | 0.89 | 0.84 | 0.92 |
| Colombia | 129.53 | 104.27 | 155.11 | 225.91 | 179.99 | 273.25 | 0.73 | 0.71 | 0.74 |
| Comoros | 86.89 | 69.2 | 104.46 | 89.85 | 69.61 | 109.73 | 0.04 | 0.01 | 0.05 |
| Congo | 107.3 | 82.45 | 132.28 | 108.46 | 83.86 | 133.02 | 0.01 | 0.02 | 0.01 |
| Costa Rica | 152.22 | 117.35 | 186.53 | 275.46 | 211.37 | 339.47 | 0.79 | 0.78 | 0.80 |
| Cote d'Ivoire | 92.93 | 62.08 | 121.34 | 96.66 | 62.55 | 129.6 | 0.05 | 0.01 | 0.08 |
| Croatia | 599.99 | 566.02 | 636.09 | 741.13 | 668.43 | 819.17 | 0.23 | 0.17 | 0.28 |
| Cuba | 266.05 | 202.05 | 329.09 | 425.19 | 329.79 | 519.69 | 0.58 | 0.62 | 0.56 |
| Cyprus | 548.7 | 464.76 | 634.78 | 700.5 | 616.71 | 790.06 | 0.25 | 0.30 | 0.21 |
| Czech Republic | 1074.39 | 1053.16 | 1096.9 | 1690.68 | 1527.54 | 1859.06 | 0.56 | 0.44 | 0.68 |
| Democratic Republic of the Congo | 87.97 | 72.3 | 104.04 | 88.51 | 69.41 | 107.71 | 0.01 | -0.04 | 0.04 |
| Denmark | 717.64 | 632.41 | 805.35 | 1016.29 | 850.15 | 1185.08 | 0.41 | 0.34 | 0.46 |
| Djibouti | 81.55 | 63.41 | 99.47 | 121.59 | 91.85 | 151.07 | 0.48 | 0.44 | 0.51 |
| Dominica | 196.46 | 149.41 | 243.86 | 279.93 | 218.56 | 342.28 | 0.43 | 0.47 | 0.42 |
| Dominican Republic | 129.39 | 90.68 | 167.59 | 215.82 | 161.75 | 270.25 | 0.66 | 0.77 | 0.61 |
| Ecuador | 135.76 | 104.03 | 167.13 | 214.06 | 165.56 | 262.58 | 0.58 | 0.59 | 0.58 |
| Egypt | 147.12 | 128.1 | 166.01 | 168.43 | 142.44 | 193.89 | 0.14 | 0.11 | 0.17 |
| El Salvador | 135.18 | 105.37 | 166.4 | 242.79 | 192.11 | 300.08 | 0.80 | 0.82 | 0.82 |
| Equatorial Guinea | 122.37 | 96.08 | 147.53 | 111.74 | 76.75 | 145.02 | -0.09 | -0.20 | -0.02 |
| Eritrea | 57.43 | 48.62 | 66.35 | 76.2 | 64.33 | 88.02 | 0.33 | 0.33 | 0.34 |
| Estonia | 703.63 | 719.39 | 685.7 | 982.29 | 1004.1 | 956.68 | 0.38 | 0.38 | 0.38 |

| | | | | | | | | | |
|--------------------------------|---------|---------|---------|---------|---------|---------|-------|-------|-------|
| Ethiopia | 93.32 | 66.66 | 120.14 | 98.52 | 74.85 | 122.28 | 0.06 | 0.13 | 0.03 |
| Federated States of Micronesia | 168.63 | 137.71 | 198.23 | 220.82 | 187.9 | 252.17 | 0.30 | 0.36 | 0.26 |
| Fiji | 164.62 | 129.7 | 198.46 | 293.56 | 245.91 | 339.62 | 0.77 | 0.88 | 0.70 |
| Finland | 1227.86 | 1187.79 | 1270.38 | 1873.95 | 1732.58 | 2019.66 | 0.51 | 0.45 | 0.56 |
| France | 971.4 | 893.79 | 1053.23 | 1275.44 | 1140.66 | 1418.93 | 0.31 | 0.27 | 0.34 |
| Gabon | 160.93 | 129.42 | 193.76 | 145.59 | 115.09 | 175.4 | -0.10 | -0.11 | -0.10 |
| Georgia | 624.23 | 606.34 | 643.96 | 852.02 | 820.34 | 886.67 | 0.36 | 0.35 | 0.37 |
| Germany | 1042.33 | 1010.63 | 1076.39 | 1481.67 | 1297.52 | 1672.06 | 0.41 | 0.28 | 0.53 |
| Ghana | 86.64 | 65.76 | 106.85 | 104.58 | 83.02 | 126.35 | 0.22 | 0.27 | 0.20 |
| Greece | 863.52 | 714.55 | 1016.3 | 1295.17 | 1144.78 | 1453 | 0.49 | 0.59 | 0.41 |
| Greenland | 297.86 | 173.24 | 405.71 | 569.18 | 279.4 | 820.42 | 0.88 | 0.60 | 0.97 |
| Grenada | 208.96 | 182.02 | 236.61 | 223.59 | 191.63 | 255.34 | 0.09 | 0.06 | 0.10 |
| Guam | 212.77 | 175.47 | 245.34 | 408.11 | 343.98 | 470.45 | 0.94 | 0.97 | 0.95 |
| Guatemala | 109.16 | 80.74 | 137.99 | 149.99 | 117.91 | 183.47 | 0.40 | 0.48 | 0.36 |
| Guinea | 101.77 | 78.73 | 125.32 | 96.62 | 73.51 | 119.62 | -0.05 | -0.07 | -0.04 |
| Guinea-Bissau | 107.01 | 84 | 130.57 | 98.39 | 75.3 | 121.77 | -0.07 | -0.10 | -0.05 |
| Guyana | 125 | 93.91 | 157.09 | 175.03 | 134.63 | 215.04 | 0.41 | 0.43 | 0.38 |
| Haiti | 125.85 | 96.4 | 156.18 | 148.44 | 116.97 | 180.59 | 0.21 | 0.23 | 0.20 |
| Honduras | 107.97 | 82.45 | 133.3 | 159.91 | 121.38 | 198.44 | 0.49 | 0.47 | 0.50 |
| Hungary | 833.14 | 816.34 | 851.31 | 1055.94 | 1062.3 | 1048.93 | 0.26 | 0.29 | 0.23 |
| Iceland | 1198.23 | 894.12 | 1499.67 | 1476.96 | 1082.11 | 1880.26 | 0.22 | 0.20 | 0.23 |
| India | 168.38 | 125.58 | 208.24 | 239.84 | 185.5 | 290.34 | 0.43 | 0.48 | 0.40 |
| Indonesia | 196.44 | 163.62 | 228.97 | 276.66 | 229.49 | 323.15 | 0.43 | 0.42 | 0.44 |
| Iran | 111.32 | 81.75 | 139.81 | 187.92 | 135.92 | 239.15 | 0.66 | 0.63 | 0.69 |
| Iraq | 119.74 | 96.55 | 142.51 | 108.75 | 91.48 | 125.6 | -0.09 | -0.05 | -0.12 |
| Ireland | 729.83 | 576.66 | 884.35 | 836.4 | 622.66 | 1056.48 | 0.13 | 0.07 | 0.18 |
| Israel | 633.97 | 521.61 | 746.75 | 808.13 | 688.34 | 929.95 | 0.27 | 0.31 | 0.24 |
| Italy | 933.16 | 826.52 | 1046.31 | 1293.18 | 1126.49 | 1470.41 | 0.37 | 0.36 | 0.39 |
| Jamaica | 213.8 | 168.87 | 259.9 | 280.78 | 213.98 | 348.11 | 0.30 | 0.25 | 0.32 |
| Japan | 356.24 | 195.25 | 523.02 | 703.03 | 423.53 | 997.38 | 0.93 | 1.14 | 0.85 |
| Jordan | 111.37 | 85.76 | 134.54 | 131.37 | 102.83 | 158.53 | 0.16 | 0.19 | 0.16 |
| Kazakhstan | 414.3 | 419.53 | 408.74 | 499.34 | 473.32 | 527.22 | 0.21 | 0.13 | 0.29 |
| Kenya | 80.97 | 59.15 | 102.94 | 88.5 | 68.38 | 108.62 | 0.10 | 0.16 | 0.06 |
| Kiribati | 174.84 | 153.36 | 196.77 | 200 | 180.35 | 220.16 | 0.15 | 0.18 | 0.12 |
| Kuwait | 82.09 | 48.72 | 111.27 | 108.11 | 73.43 | 135.18 | 0.30 | 0.49 | 0.20 |
| Kyrgyzstan | 354.46 | 347.84 | 361.36 | 357.21 | 314.43 | 400.91 | 0.01 | -0.10 | 0.11 |
| Laos | 172.02 | 148.64 | 195.43 | 194.68 | 165.87 | 223.77 | 0.15 | 0.13 | 0.17 |
| Latvia | 721.96 | 736.73 | 704.94 | 964.66 | 989.98 | 935.17 | 0.32 | 0.33 | 0.31 |
| Lebanon | 186.28 | 143.28 | 230.47 | 261.16 | 197.25 | 324.41 | 0.39 | 0.36 | 0.39 |
| Lesotho | 114.35 | 95.15 | 134.7 | 112.91 | 102.35 | 123.68 | -0.02 | 0.07 | -0.09 |
| Liberia | 89.18 | 66.31 | 112.18 | 94.26 | 72.97 | 115.2 | 0.06 | 0.10 | 0.03 |
| Libya | 107.31 | 82.6 | 129.44 | 162.23 | 130.15 | 193.92 | 0.50 | 0.56 | 0.49 |
| Lithuania | 664.49 | 652.24 | 678.13 | 959.31 | 969.13 | 947.89 | 0.43 | 0.47 | 0.38 |
| Luxembourg | 982.59 | 953.46 | 1012.91 | 1089.81 | 1021.11 | 1158.79 | 0.11 | 0.07 | 0.14 |
| Macedonia | 530.43 | 451.14 | 608.79 | 833.74 | 756.19 | 911.98 | 0.55 | 0.66 | 0.48 |
| Madagascar | 91.78 | 62.42 | 121.22 | 90.77 | 68.91 | 112.76 | 0.00 | 0.12 | -0.06 |
| Malawi | 78.13 | 61.52 | 95.32 | 88.55 | 71.46 | 105.71 | 0.15 | 0.18 | 0.13 |
| Malaysia | 189.98 | 151.03 | 227.78 | 299.27 | 230.11 | 369.71 | 0.57 | 0.52 | 0.62 |
| Maldives | 158.77 | 98.52 | 216 | 251.94 | 188.1 | 315.42 | 0.58 | 0.90 | 0.46 |
| Mali | 103.78 | 79.66 | 128.43 | 77.85 | 62.13 | 93.25 | -0.24 | -0.21 | -0.26 |
| Malta | 614.27 | 551.39 | 679.39 | 990.94 | 944 | 1038.26 | 0.58 | 0.69 | 0.49 |
| Marshall Islands | 144.49 | 119.72 | 168.18 | 201.72 | 171.89 | 230.53 | 0.39 | 0.43 | 0.37 |
| Mauritania | 91.34 | 72.87 | 109.93 | 100.31 | 80.64 | 119.71 | 0.11 | 0.11 | 0.10 |
| Mauritius | 226.8 | 206.98 | 246.71 | 447.49 | 389.52 | 506.9 | 0.95 | 0.87 | 1.02 |
| Mexico | 136.2 | 109.21 | 163.48 | 214.8 | 167.42 | 262.66 | 0.57 | 0.52 | 0.59 |
| Moldova | 531.53 | 497.83 | 568.5 | 697.73 | 647.71 | 751.81 | 0.29 | 0.28 | 0.30 |
| Mongolia | 285.61 | 238.42 | 333.92 | 340.9 | 284.35 | 398.6 | 0.18 | 0.18 | 0.18 |
| Montenegro | 588.7 | 559.4 | 618.27 | 896.85 | 829.71 | 965.6 | 0.51 | 0.47 | 0.54 |
| Morocco | 125.59 | 104.18 | 147.09 | 212.15 | 169.39 | 255.9 | 0.67 | 0.61 | 0.72 |
| Mozambique | 88.54 | 71.8 | 106.8 | 91.96 | 75.73 | 108.95 | 0.05 | 0.06 | 0.03 |
| Myanmar | 202.62 | 172.67 | 233.79 | 281.84 | 240.44 | 325.14 | 0.42 | 0.42 | 0.43 |

| | | | | | | | | | |
|----------------------------------|---------|---------|---------|---------|---------|---------|-------|-------|-------|
| Namibia | 96.28 | 78.41 | 114.93 | 106.53 | 89.94 | 124 | 0.11 | 0.15 | 0.08 |
| Nepal | 143.42 | 119.79 | 167.4 | 214.67 | 159.96 | 272.85 | 0.51 | 0.34 | 0.65 |
| Netherlands | 1282.12 | 1167.06 | 1399.8 | 1730.14 | 1435.51 | 2029.69 | 0.34 | 0.23 | 0.43 |
| New Zealand | 1186.76 | 1104.46 | 1271.58 | 1548.99 | 1353.73 | 1751.72 | 0.29 | 0.21 | 0.35 |
| Nicaragua | 100.09 | 81.49 | 118.98 | 171.33 | 137.84 | 205.78 | 0.73 | 0.70 | 0.75 |
| Niger | 75.33 | 57.92 | 93.32 | 82.13 | 59.49 | 104.4 | 0.10 | 0.04 | 0.14 |
| Nigeria | 89.24 | 68.87 | 109.21 | 86.34 | 65.11 | 106.77 | -0.03 | -0.05 | -0.02 |
| North Korea | 235.21 | 248.05 | 221.61 | 420.28 | 424.52 | 415.85 | 0.79 | 0.72 | 0.89 |
| Northern Mariana Islands | 135.26 | 94.6 | 171.81 | 135.05 | 88.53 | 181.9 | 0.01 | -0.06 | 0.08 |
| Norway | 1533.67 | 1297.47 | 1775.21 | 2011.62 | 1521.28 | 2496.27 | 0.30 | 0.17 | 0.39 |
| Oman | 86.34 | 75.28 | 95.16 | 117.38 | 92.36 | 130.07 | 0.35 | 0.22 | 0.36 |
| Pakistan | 164.06 | 108.83 | 215.32 | 186.17 | 132.82 | 236.67 | 0.14 | 0.22 | 0.10 |
| Palestine | 76.42 | 62.69 | 89.81 | 101.66 | 81.61 | 121.15 | 0.32 | 0.29 | 0.33 |
| Panama | 151.32 | 113.08 | 188.72 | 242.93 | 184.93 | 300.6 | 0.63 | 0.66 | 0.63 |
| Papua New Guinea | 134.55 | 115.38 | 152.85 | 170.46 | 148.48 | 191.58 | 0.27 | 0.29 | 0.26 |
| Paraguay | 129.5 | 101.49 | 156.88 | 193.82 | 146.07 | 240.14 | 0.48 | 0.43 | 0.51 |
| Peru | 128.62 | 99.91 | 157.34 | 215.73 | 170.77 | 260.75 | 0.68 | 0.71 | 0.66 |
| Philippines | 160.14 | 139.08 | 180.75 | 236.83 | 206.1 | 267 | 0.49 | 0.49 | 0.49 |
| Poland | 862.11 | 851.62 | 873.14 | 1471.87 | 1450.92 | 1494.42 | 0.69 | 0.69 | 0.70 |
| Portugal | 937.33 | 820.05 | 1063.46 | 1304.09 | 1163.9 | 1453.58 | 0.37 | 0.40 | 0.34 |
| Puerto Rico | 283.19 | 216.37 | 354.23 | 409.93 | 339.87 | 485.62 | 0.44 | 0.56 | 0.36 |
| Qatar | 85.98 | 51.92 | 102.79 | 92.87 | 61.62 | 104.56 | 0.07 | 0.17 | 0.01 |
| Romania | 520.83 | 504.38 | 537.75 | 688.73 | 703.38 | 673.13 | 0.31 | 0.38 | 0.24 |
| Russia | 642.25 | 671.88 | 608.61 | 860.25 | 860.57 | 859.87 | 0.33 | 0.27 | 0.40 |
| Rwanda | 69.05 | 54.45 | 84.15 | 84.65 | 71.75 | 98.68 | 0.23 | 0.32 | 0.18 |
| Saint Lucia | 203.62 | 159.14 | 249.43 | 281.27 | 220.65 | 344.21 | 0.40 | 0.40 | 0.41 |
| Saint Vincent and the Grenadines | 175.32 | 145.6 | 205.34 | 242.33 | 187.95 | 295.71 | 0.39 | 0.29 | 0.45 |
| Samoa | 178.94 | 153.06 | 202.78 | 259.15 | 229.34 | 287.14 | 0.44 | 0.49 | 0.41 |
| Sao Tome and Principe | 126.61 | 97.86 | 155.9 | 99.68 | 80.27 | 119.24 | -0.21 | -0.18 | -0.23 |
| Saudi Arabia | 97.2 | 78.9 | 111.6 | 136.37 | 100.6 | 163.85 | 0.38 | 0.25 | 0.44 |
| Senegal | 89.32 | 68.92 | 109.92 | 88.24 | 72.36 | 104.7 | -0.01 | 0.05 | -0.04 |
| Serbia | 450.82 | 412.92 | 489.74 | 598.01 | 576.84 | 620.21 | 0.31 | 0.38 | 0.25 |
| Seychelles | 287.42 | 265.74 | 309.19 | 374.25 | 334.48 | 412.97 | 0.30 | 0.25 | 0.33 |
| Sierra Leone | 96.61 | 67.94 | 125.87 | 84.24 | 61.59 | 107.35 | -0.11 | -0.08 | -0.12 |
| Singapore | 200.38 | 64.39 | 332.82 | 383.62 | 137.97 | 638.03 | 0.87 | 1.11 | 0.87 |
| Slovakia | 896.77 | 878.27 | 916.13 | 1542.77 | 1533.52 | 1552.53 | 0.70 | 0.73 | 0.67 |
| Slovenia | 759.7 | 750.85 | 769.09 | 1250.58 | 1162.73 | 1340.01 | 0.62 | 0.53 | 0.71 |
| Solomon Islands | 148.18 | 106.9 | 187.26 | 178.69 | 138.76 | 217.39 | 0.21 | 0.30 | 0.16 |
| Somalia | 91.88 | 70.31 | 113.83 | 82.84 | 63.84 | 102.02 | -0.10 | -0.09 | -0.10 |
| South Africa | 130.6 | 111.74 | 149.91 | 166.51 | 149.09 | 184.54 | 0.27 | 0.33 | 0.23 |
| South Korea | 167.99 | 89.84 | 245.79 | 416.03 | 218.83 | 615.63 | 1.40 | 1.37 | 1.42 |
| South Sudan | 84.63 | 63.81 | 105.64 | 98.16 | 75.02 | 121.22 | 0.16 | 0.18 | 0.15 |
| Spain | 1096.67 | 1020.51 | 1176 | 1474.24 | 1342.46 | 1609.43 | 0.33 | 0.31 | 0.35 |
| Sri Lanka | 263.88 | 202.9 | 323.68 | 416.07 | 350.2 | 486.88 | 0.60 | 0.74 | 0.53 |
| Sudan | 99.37 | 79.45 | 119.13 | 113.78 | 90.82 | 136.56 | 0.15 | 0.15 | 0.15 |
| Suriname | 152.49 | 120.49 | 183.47 | 221.16 | 182.43 | 259.74 | 0.45 | 0.51 | 0.41 |
| Swaziland | 80.6 | 64.51 | 98.59 | 101.01 | 84.75 | 117.62 | 0.25 | 0.31 | 0.19 |
| Sweden | 1370.22 | 1073.75 | 1673.89 | 1941.62 | 1564.05 | 2319.94 | 0.40 | 0.45 | 0.36 |
| Switzerland | 645.03 | 588.18 | 704.57 | 686.33 | 598.71 | 775.93 | 0.06 | 0.01 | 0.09 |
| Syria | 98.94 | 76.42 | 120.75 | 140.75 | 115.4 | 165.48 | 0.41 | 0.50 | 0.36 |
| Taiwan | 332.96 | 268.11 | 393.16 | 627.9 | 530.1 | 726.03 | 0.93 | 1.00 | 0.91 |
| Tajikistan | 280.88 | 252.08 | 310.02 | 274.08 | 208.67 | 337.97 | -0.03 | -0.17 | 0.09 |
| Tanzania | 81.13 | 63.36 | 99.22 | 89.51 | 66.44 | 112.87 | 0.12 | 0.06 | 0.16 |
| Thailand | 233.13 | 195.84 | 271.1 | 503.27 | 419.88 | 589.06 | 1.16 | 1.14 | 1.17 |
| The Bahamas | 138.71 | 116.7 | 161.03 | 259.72 | 215.39 | 305.96 | 0.85 | 0.82 | 0.88 |
| The Gambia | 81.37 | 53.85 | 108.51 | 76.87 | 53.99 | 100.2 | -0.05 | 0.00 | -0.07 |
| Timor-Leste | 115.73 | 94.86 | 136.08 | 216.95 | 177.2 | 255.48 | 0.89 | 0.89 | 0.89 |
| Togo | 88.48 | 69.72 | 107.72 | 86.27 | 67.61 | 105.38 | -0.02 | -0.02 | -0.01 |
| Tonga | 208.12 | 176.55 | 238.91 | 272.91 | 248.4 | 297.29 | 0.31 | 0.40 | 0.24 |
| Trinidad and Tobago | 173.74 | 140.84 | 206.88 | 287.35 | 233.31 | 342.83 | 0.64 | 0.64 | 0.64 |
| Tunisia | 155.21 | 120.04 | 189.95 | 255.66 | 208.04 | 304.39 | 0.62 | 0.71 | 0.58 |

| | | | | | | | | | |
|---------------------------------------|---------|---------|---------|---------|---------|---------|-------|-------|-------|
| Turkey | 179.81 | 149.12 | 211.26 | 248.36 | 214.53 | 283.39 | 0.37 | 0.43 | 0.33 |
| Turkmenistan | 278.83 | 261.72 | 296.41 | 350.19 | 300.98 | 401.08 | 0.25 | 0.14 | 0.34 |
| Uganda | 78.85 | 60.19 | 97.75 | 71.56 | 56.64 | 86.5 | -0.08 | -0.05 | -0.10 |
| Ukraine | 737.47 | 753.23 | 719.13 | 948.01 | 944.29 | 952.41 | 0.28 | 0.25 | 0.32 |
| United Arab Emirates | 74.04 | 48.3 | 87.41 | 105.6 | 53.36 | 124.64 | 0.41 | 0.09 | 0.41 |
| United Kingdom | 1105.86 | 983.88 | 1234.88 | 1344.46 | 1138.67 | 1555.39 | 0.21 | 0.15 | 0.25 |
| United States | 1430.44 | 1338.87 | 1526.75 | 1832.69 | 1624.88 | 2047.53 | 0.27 | 0.21 | 0.32 |
| Uruguay | 565.6 | 391.37 | 750.57 | 699.85 | 539.07 | 872.08 | 0.23 | 0.37 | 0.15 |
| Uzbekistan | 289.59 | 271.08 | 308.5 | 371.71 | 320.76 | 424.34 | 0.27 | 0.17 | 0.37 |
| Vanuatu | 181.98 | 125.29 | 235.58 | 216.63 | 171.81 | 260.34 | 0.15 | 0.34 | 0.06 |
| Venezuela | 121.53 | 94.5 | 148.14 | 201.49 | 160.8 | 242.52 | 0.64 | 0.69 | 0.61 |
| Vietnam | 246.8 | 230.81 | 263.28 | 346.83 | 326.44 | 367.66 | 0.44 | 0.44 | 0.44 |
| Virgin Islands, U.S. | 187.35 | 146.45 | 230.67 | 469.8 | 365.39 | 584.56 | 1.48 | 1.47 | 1.50 |
| Yemen | 81.93 | 72.46 | 91.57 | 96.68 | 77.22 | 115.75 | 0.18 | 0.06 | 0.26 |
| Zambia | 79.15 | 61.25 | 97.36 | 80.66 | 64.5 | 96.88 | 0.03 | 0.06 | 0.01 |
| Zimbabwe | 87.97 | 67.24 | 108.88 | 89.29 | 69.73 | 109.43 | 0.02 | 0.04 | 0.01 |
| Cardiomyopathy and myocarditis | | | | | | | | | |
| Afghanistan | 11.57 | 10.88 | 12.23 | 11.85 | 11.06 | 12.59 | 0.03 | 0.02 | 0.04 |
| Albania | 30.09 | 29.98 | 30.19 | 56.77 | 60.43 | 53.05 | 0.87 | 1.00 | 0.75 |
| Algeria | 32.5 | 31.33 | 33.64 | 50.95 | 50.23 | 51.67 | 0.54 | 0.58 | 0.51 |
| American Samoa | 32.55 | 37.83 | 27.54 | 33.51 | 39.28 | 27.76 | 0.03 | 0.04 | 0.00 |
| Andorra | 48.28 | 55.2 | 40.98 | 56.14 | 67.14 | 44.68 | 0.15 | 0.21 | 0.08 |
| Angola | 31.49 | 30.27 | 32.73 | 32.42 | 30.92 | 33.94 | 0.04 | 0.03 | 0.05 |
| Antigua and Barbuda | 51.69 | 53.68 | 49.57 | 58.96 | 59.02 | 58.89 | 0.14 | 0.09 | 0.18 |
| Argentina | 36.7 | 47.8 | 25.16 | 47.51 | 64.66 | 29.62 | 0.29 | 0.35 | 0.18 |
| Armenia | 9.12 | 7.76 | 10.55 | 12.15 | 10.86 | 13.65 | 0.31 | 0.38 | 0.27 |
| Australia | 68.01 | 71.74 | 64.26 | 86.51 | 95.05 | 77.95 | 0.26 | 0.32 | 0.20 |
| Austria | 62.67 | 74.53 | 49.74 | 71.53 | 83.38 | 59.09 | 0.13 | 0.11 | 0.17 |
| Azerbaijan | 10.52 | 9.12 | 11.99 | 14.1 | 12.13 | 16.11 | 0.33 | 0.32 | 0.33 |
| Bahrain | 27.74 | 27.38 | 28 | 29.94 | 29.48 | 30.21 | 0.07 | 0.07 | 0.07 |
| Bangladesh | 10.67 | 10.43 | 10.91 | 14.01 | 14.64 | 13.39 | 0.32 | 0.41 | 0.24 |
| Barbados | 62.2 | 62.73 | 61.63 | 89.05 | 87.8 | 90.4 | 0.42 | 0.39 | 0.45 |
| Belarus | 28.1 | 24.68 | 31.97 | 36.39 | 33.38 | 39.88 | 0.28 | 0.34 | 0.23 |
| Belgium | 33.6 | 39.5 | 27.44 | 37.78 | 46.02 | 29.21 | 0.11 | 0.16 | 0.05 |
| Belize | 34.35 | 35.26 | 33.44 | 39.83 | 38.88 | 40.78 | 0.16 | 0.10 | 0.23 |
| Benin | 31.76 | 30.08 | 33.55 | 38.47 | 34.93 | 42.02 | 0.22 | 0.17 | 0.27 |
| Bermuda | 51.54 | 54.22 | 48.84 | 67.03 | 73.26 | 60.68 | 0.29 | 0.34 | 0.24 |
| Bhutan | 12.4 | 12.28 | 12.52 | 16.73 | 17.63 | 15.96 | 0.33 | 0.42 | 0.26 |
| Bolivia | 7.69 | 8.82 | 6.57 | 12.8 | 15.07 | 10.54 | 0.64 | 0.68 | 0.58 |
| Bosnia and Herzegovina | 57.15 | 55.02 | 59.28 | 107.86 | 110.63 | 105.06 | 0.86 | 0.99 | 0.75 |
| Botswana | 48.61 | 46.26 | 51.02 | 63.1 | 57.94 | 68.27 | 0.29 | 0.25 | 0.33 |
| Brazil | 62.22 | 61.14 | 63.32 | 86.97 | 85.49 | 88.49 | 0.39 | 0.39 | 0.39 |
| Brunei | 20.14 | 16.58 | 23.33 | 21.79 | 18.67 | 24.72 | 0.05 | 0.09 | 0.03 |
| Bulgaria | 34.77 | 36.22 | 33.29 | 51.44 | 60.77 | 41.64 | 0.47 | 0.67 | 0.24 |
| Burkina Faso | 29.54 | 27.41 | 31.78 | 32.53 | 30.17 | 34.91 | 0.11 | 0.10 | 0.11 |
| Burundi | 20.78 | 19.95 | 21.63 | 21.18 | 19.44 | 22.96 | 0.05 | 0.00 | 0.11 |
| Cambodia | 11.99 | 12.04 | 11.94 | 13.72 | 14.16 | 13.25 | 0.17 | 0.19 | 0.14 |
| Cameroon | 37.26 | 32.91 | 41.67 | 39.03 | 34.42 | 43.65 | 0.07 | 0.06 | 0.07 |
| Canada | 73.55 | 86.62 | 60.26 | 95.65 | 114.75 | 76.28 | 0.29 | 0.32 | 0.24 |
| Cape Verde | 49.87 | 49.75 | 50 | 67.91 | 71.39 | 64.34 | 0.35 | 0.42 | 0.28 |
| Central African Republic | 36.77 | 35.95 | 37.63 | 35.54 | 34.96 | 36.13 | -0.03 | -0.03 | -0.04 |
| Chad | 30.57 | 27.38 | 33.81 | 31.74 | 28.17 | 35.31 | 0.04 | 0.03 | 0.05 |
| Chile | 23.59 | 29.27 | 17.76 | 41.77 | 50.93 | 32.37 | 0.74 | 0.71 | 0.79 |
| China | 11.06 | 11.47 | 10.68 | 17.55 | 19.84 | 15.38 | 0.62 | 0.75 | 0.48 |
| Colombia | 27.44 | 29.55 | 25.32 | 41.29 | 44.81 | 37.67 | 0.49 | 0.51 | 0.47 |
| Comoros | 26.14 | 25.28 | 27 | 29.48 | 27.8 | 31.13 | 0.13 | 0.10 | 0.16 |
| Congo | 40.87 | 38.34 | 43.41 | 41.36 | 38.79 | 43.92 | 0.02 | 0.02 | 0.02 |
| Costa Rica | 50.38 | 47.17 | 53.53 | 73.82 | 71 | 76.65 | 0.45 | 0.49 | 0.41 |
| Cote d'Ivoire | 31.87 | 26.2 | 37.1 | 36.98 | 29.75 | 43.97 | 0.17 | 0.14 | 0.20 |
| Croatia | 40.17 | 42.71 | 37.47 | 62.61 | 71.84 | 52.71 | 0.55 | 0.67 | 0.39 |
| Cuba | 46.25 | 42.88 | 49.56 | 72.88 | 70.51 | 75.22 | 0.56 | 0.63 | 0.50 |

| | | | | | | | | | |
|----------------------------------|-------|--------|-------|--------|--------|-------|-------|-------|-------|
| Cyprus | 25.09 | 26.94 | 23.19 | 26.23 | 29.6 | 22.64 | 0.02 | 0.08 | -0.05 |
| Czech Republic | 35.48 | 39.83 | 30.87 | 59.64 | 70.39 | 48.54 | 0.67 | 0.75 | 0.56 |
| Democratic Republic of the Congo | 35.07 | 34.42 | 35.74 | 34.16 | 32.7 | 35.62 | -0.02 | -0.05 | 0.00 |
| Denmark | 31.15 | 35.66 | 26.5 | 32.94 | 37.28 | 28.54 | 0.05 | 0.04 | 0.07 |
| Djibouti | 24.43 | 24.54 | 24.31 | 32.61 | 31.86 | 33.35 | 0.33 | 0.29 | 0.36 |
| Dominica | 60.48 | 53.58 | 67.42 | 79.97 | 73.07 | 86.98 | 0.33 | 0.37 | 0.30 |
| Dominican Republic | 23.01 | 23.54 | 22.48 | 29.68 | 32.2 | 27.15 | 0.28 | 0.36 | 0.21 |
| Ecuador | 15.15 | 16.63 | 13.69 | 20.04 | 22.08 | 18 | 0.33 | 0.33 | 0.32 |
| Egypt | 35.28 | 35.96 | 34.6 | 44.81 | 45.61 | 44.02 | 0.27 | 0.27 | 0.27 |
| El Salvador | 19.99 | 19.47 | 20.52 | 28.67 | 29.01 | 28.29 | 0.44 | 0.49 | 0.39 |
| Equatorial Guinea | 40.11 | 38.75 | 41.41 | 45 | 40.39 | 49.39 | 0.12 | 0.04 | 0.19 |
| Eritrea | 20.21 | 19.51 | 20.92 | 22.08 | 21.14 | 23.02 | 0.10 | 0.09 | 0.11 |
| Estonia | 43.02 | 45.33 | 40.38 | 58.47 | 65.67 | 50.01 | 0.35 | 0.44 | 0.23 |
| Ethiopia | 39.42 | 36.9 | 41.95 | 43.69 | 41.65 | 45.74 | 0.12 | 0.14 | 0.10 |
| Federated States of Micronesia | 18.65 | 20.87 | 16.52 | 23.23 | 27.9 | 18.77 | 0.24 | 0.33 | 0.13 |
| Fiji | 14.35 | 15.96 | 12.8 | 18.6 | 21.94 | 15.37 | 0.29 | 0.37 | 0.19 |
| Finland | 45.8 | 55.85 | 35.15 | 64.37 | 82.6 | 45.57 | 0.39 | 0.47 | 0.27 |
| France | 65.4 | 79.18 | 50.87 | 75.93 | 93.26 | 57.47 | 0.15 | 0.17 | 0.12 |
| Gabon | 59.06 | 59.69 | 58.41 | 57.6 | 57.54 | 57.65 | -0.03 | -0.04 | -0.01 |
| Georgia | 14.08 | 14.74 | 13.35 | 19.58 | 21.87 | 17.07 | 0.38 | 0.48 | 0.27 |
| Germany | 49.34 | 60.03 | 37.85 | 57.29 | 69.32 | 44.86 | 0.15 | 0.15 | 0.17 |
| Ghana | 29.63 | 25.45 | 33.68 | 39.23 | 34.8 | 43.69 | 0.34 | 0.38 | 0.32 |
| Greece | 36.11 | 41.23 | 30.86 | 43.89 | 54.52 | 32.73 | 0.21 | 0.32 | 0.05 |
| Greenland | 45.99 | 32.71 | 57.47 | 62.39 | 41.73 | 80.3 | 0.33 | 0.26 | 0.36 |
| Grenada | 50.13 | 52.61 | 47.6 | 58.98 | 63.52 | 54.47 | 0.19 | 0.22 | 0.17 |
| Guam | 25.11 | 30.04 | 20.81 | 38.66 | 49.45 | 28.16 | 0.55 | 0.65 | 0.37 |
| Guatemala | 23.28 | 22.88 | 23.68 | 28.93 | 30.05 | 27.77 | 0.27 | 0.34 | 0.20 |
| Guinea | 21.17 | 18.34 | 24.06 | 24.79 | 21.09 | 28.47 | 0.17 | 0.15 | 0.19 |
| Guinea-Bissau | 31.96 | 27.92 | 36.1 | 36.83 | 31.33 | 42.4 | 0.16 | 0.13 | 0.19 |
| Guyana | 31.09 | 30.56 | 31.63 | 34.46 | 33 | 35.91 | 0.11 | 0.08 | 0.14 |
| Haiti | 22.83 | 22.08 | 23.6 | 23.77 | 23.73 | 23.82 | 0.07 | 0.09 | 0.05 |
| Honduras | 21.26 | 19.92 | 22.59 | 24.36 | 23.29 | 25.42 | 0.15 | 0.17 | 0.13 |
| Hungary | 55.25 | 58.74 | 51.48 | 90.92 | 105.35 | 75.02 | 0.64 | 0.78 | 0.45 |
| Iceland | 22.5 | 19.74 | 25.24 | 24.97 | 22.78 | 27.21 | 0.10 | 0.14 | 0.06 |
| India | 6.44 | 7.51 | 5.45 | 7.65 | 8.89 | 6.49 | 0.19 | 0.18 | 0.19 |
| Indonesia | 14.84 | 13.49 | 16.19 | 19.91 | 18.67 | 21.13 | 0.36 | 0.40 | 0.33 |
| Iran | 15.73 | 15.76 | 15.69 | 18.04 | 18.21 | 17.87 | 0.13 | 0.13 | 0.12 |
| Iraq | 20.65 | 18.67 | 22.61 | 22.76 | 20.68 | 24.78 | 0.10 | 0.11 | 0.09 |
| Ireland | 34.04 | 35.93 | 32.13 | 37.19 | 39.72 | 34.59 | 0.08 | 0.10 | 0.06 |
| Israel | 24.19 | 24.98 | 23.4 | 30.33 | 35.43 | 25.14 | 0.25 | 0.41 | 0.07 |
| Italy | 81.11 | 100.61 | 60.43 | 106.52 | 137.62 | 73.44 | 0.30 | 0.36 | 0.20 |
| Jamaica | 54.26 | 52.9 | 55.67 | 70.42 | 67.65 | 73.2 | 0.28 | 0.27 | 0.30 |
| Japan | 67.93 | 75.5 | 60.09 | 101.18 | 127.72 | 73.23 | 0.46 | 0.67 | 0.19 |
| Jordan | 13.55 | 13.06 | 14 | 15.4 | 15.04 | 15.74 | 0.12 | 0.14 | 0.11 |
| Kazakhstan | 15.97 | 15.98 | 15.96 | 19.33 | 18.8 | 19.89 | 0.21 | 0.18 | 0.25 |
| Kenya | 17.34 | 16.57 | 18.11 | 17.59 | 17.04 | 18.14 | 0.02 | 0.03 | 0.01 |
| Kiribati | 20.35 | 22.97 | 17.68 | 23.17 | 26.98 | 19.25 | 0.14 | 0.18 | 0.09 |
| Kuwait | 20.53 | 20.52 | 20.54 | 21.71 | 22.5 | 21.09 | 0.04 | 0.08 | 0.01 |
| Kyrgyzstan | 15.77 | 14.04 | 17.57 | 17.45 | 14.7 | 20.26 | 0.11 | 0.05 | 0.15 |
| Laos | 12.86 | 12.75 | 12.97 | 13.93 | 14.05 | 13.8 | 0.10 | 0.12 | 0.08 |
| Latvia | 49.87 | 49.56 | 50.23 | 66.76 | 70.31 | 62.63 | 0.32 | 0.40 | 0.23 |
| Lebanon | 25.81 | 26.65 | 24.95 | 33.2 | 35.01 | 31.41 | 0.27 | 0.30 | 0.24 |
| Lesotho | 56.18 | 53.23 | 59.32 | 55.4 | 56.32 | 54.46 | -0.02 | 0.06 | -0.09 |
| Liberia | 31.32 | 26.08 | 36.59 | 39.09 | 33.15 | 44.94 | 0.25 | 0.27 | 0.24 |
| Libya | 25.16 | 23.66 | 26.5 | 29.6 | 29.17 | 30.03 | 0.17 | 0.22 | 0.13 |
| Lithuania | 31.36 | 30.51 | 32.3 | 47.66 | 48.98 | 46.12 | 0.50 | 0.59 | 0.41 |
| Luxembourg | 37.17 | 43.25 | 30.85 | 36.15 | 43.41 | 28.85 | -0.03 | 0.00 | -0.07 |
| Macedonia | 36.16 | 34.38 | 37.92 | 60.85 | 63.6 | 58.08 | 0.66 | 0.83 | 0.51 |
| Madagascar | 23.46 | 21.7 | 25.23 | 25.21 | 23.51 | 26.93 | 0.09 | 0.09 | 0.08 |
| Malawi | 19.64 | 18.72 | 20.6 | 21.99 | 20.77 | 23.21 | 0.14 | 0.12 | 0.15 |
| Malaysia | 24.33 | 24.9 | 23.78 | 28.97 | 29.33 | 28.6 | 0.19 | 0.18 | 0.20 |

| | | | | | | | | | |
|----------------------------------|-------|-------|-------|--------|--------|--------|-------|------|-------|
| Maldives | 11.1 | 10.19 | 11.97 | 14.72 | 13.69 | 15.74 | 0.32 | 0.34 | 0.32 |
| Mali | 32.58 | 28.01 | 37.25 | 33.15 | 28.61 | 37.6 | 0.03 | 0.03 | 0.03 |
| Malta | 27.97 | 30.02 | 25.85 | 35.71 | 41.48 | 29.9 | 0.25 | 0.36 | 0.13 |
| Marshall Islands | 18.22 | 20.52 | 16.02 | 21.98 | 25.93 | 18.17 | 0.20 | 0.26 | 0.13 |
| Mauritania | 37.45 | 32.73 | 42.19 | 45.66 | 39.12 | 52.12 | 0.23 | 0.20 | 0.25 |
| Mauritius | 19.47 | 20.48 | 18.46 | 27.45 | 31.24 | 23.56 | 0.39 | 0.51 | 0.26 |
| Mexico | 22.38 | 23.03 | 21.72 | 28.3 | 29.6 | 27 | 0.26 | 0.28 | 0.23 |
| Moldova | 16.39 | 14.05 | 18.95 | 21.54 | 18.68 | 24.62 | 0.30 | 0.31 | 0.28 |
| Mongolia | 13 | 9.64 | 16.44 | 15.44 | 11.04 | 19.93 | 0.18 | 0.14 | 0.20 |
| Montenegro | 69.85 | 77.97 | 61.65 | 92.95 | 99.47 | 86.27 | 0.32 | 0.26 | 0.38 |
| Morocco | 27.44 | 28.5 | 26.37 | 40.92 | 43.85 | 37.93 | 0.48 | 0.52 | 0.42 |
| Mozambique | 8.9 | 8.52 | 9.32 | 10.41 | 9.81 | 11.04 | 0.18 | 0.16 | 0.20 |
| Myanmar | 15.65 | 14.34 | 17.01 | 21.24 | 20 | 22.53 | 0.39 | 0.42 | 0.37 |
| Namibia | 55.2 | 51.38 | 59.18 | 61.04 | 58.47 | 63.75 | 0.11 | 0.14 | 0.08 |
| Nepal | 10.71 | 10.95 | 10.47 | 12.84 | 13.05 | 12.62 | 0.21 | 0.20 | 0.22 |
| Netherlands | 40.61 | 48.44 | 32.6 | 51.05 | 59.87 | 42.08 | 0.25 | 0.23 | 0.27 |
| New Zealand | 41.71 | 44.11 | 39.25 | 52.54 | 55.51 | 49.46 | 0.24 | 0.24 | 0.24 |
| Nicaragua | 24.56 | 23.93 | 25.21 | 35.9 | 35.85 | 35.96 | 0.47 | 0.50 | 0.44 |
| Niger | 28.67 | 24.76 | 32.72 | 36.64 | 29.67 | 43.5 | 0.29 | 0.21 | 0.35 |
| Nigeria | 39.49 | 34.89 | 44.01 | 43.78 | 38.56 | 48.81 | 0.11 | 0.11 | 0.11 |
| North Korea | 12.61 | 14.44 | 10.66 | 18.89 | 24.85 | 12.66 | 0.50 | 0.72 | 0.19 |
| Northern Mariana Islands | 29.62 | 26.59 | 32.33 | 30.25 | 26.22 | 34.31 | 0.04 | 0.00 | 0.09 |
| Norway | 35.89 | 41.97 | 29.68 | 38.47 | 45.87 | 31.16 | 0.06 | 0.09 | 0.04 |
| Oman | 10.32 | 10.96 | 9.81 | 12.01 | 12.76 | 11.63 | 0.16 | 0.16 | 0.18 |
| Pakistan | 10.78 | 10.17 | 11.34 | 12.05 | 11.34 | 12.72 | 0.12 | 0.12 | 0.13 |
| Palestine | 17.25 | 16.59 | 17.9 | 18.46 | 17.83 | 19.07 | 0.06 | 0.07 | 0.05 |
| Panama | 34.09 | 30.08 | 38.01 | 51.37 | 46.22 | 56.49 | 0.53 | 0.56 | 0.52 |
| Papua New Guinea | 12.45 | 13.44 | 11.51 | 14.39 | 15.95 | 12.89 | 0.16 | 0.19 | 0.12 |
| Paraguay | 34.09 | 32.97 | 35.18 | 37.41 | 36.9 | 37.9 | 0.09 | 0.11 | 0.07 |
| Peru | 13.81 | 14.36 | 13.26 | 21.77 | 23.52 | 20.02 | 0.58 | 0.64 | 0.51 |
| Philippines | 14.26 | 14.7 | 13.82 | 15.95 | 17.17 | 14.75 | 0.13 | 0.18 | 0.08 |
| Poland | 38.04 | 40.77 | 35.17 | 63.25 | 72.81 | 52.97 | 0.65 | 0.77 | 0.49 |
| Portugal | 27.54 | 31.09 | 23.72 | 35.56 | 43.51 | 27.09 | 0.27 | 0.38 | 0.12 |
| Puerto Rico | 70.37 | 79.05 | 61.14 | 101.2 | 122.48 | 78.21 | 0.43 | 0.54 | 0.27 |
| Qatar | 23.97 | 21.26 | 25.3 | 26.44 | 22.42 | 27.94 | 0.09 | 0.04 | 0.09 |
| Romania | 44.93 | 42.14 | 47.8 | 79.72 | 83.04 | 76.19 | 0.76 | 0.96 | 0.58 |
| Russia | 39.69 | 37.05 | 42.70 | 58.82 | 56.99 | 60.96 | 0.47 | 0.53 | 0.41 |
| Rwanda | 19.71 | 18.94 | 20.5 | 22.38 | 22.2 | 22.58 | 0.14 | 0.18 | 0.11 |
| Saint Lucia | 52.88 | 50.43 | 55.4 | 74.25 | 72.74 | 75.82 | 0.42 | 0.45 | 0.40 |
| Saint Vincent and the Grenadines | 29.13 | 29.05 | 29.21 | 39.06 | 36.77 | 41.3 | 0.35 | 0.27 | 0.43 |
| Samoa | 24.87 | 28.86 | 21.19 | 33.33 | 41.9 | 25.27 | 0.33 | 0.44 | 0.19 |
| Sao Tome and Principe | 44.97 | 39.78 | 50.27 | 47.82 | 43.73 | 51.94 | 0.06 | 0.10 | 0.04 |
| Saudi Arabia | 29.01 | 28.87 | 29.12 | 35.89 | 35.16 | 36.46 | 0.22 | 0.20 | 0.23 |
| Senegal | 35.69 | 30.74 | 40.68 | 41.19 | 36.87 | 45.68 | 0.16 | 0.20 | 0.13 |
| Serbia | 74.46 | 73.5 | 75.44 | 111.51 | 117.59 | 105.13 | 0.48 | 0.58 | 0.38 |
| Seychelles | 23.11 | 26.63 | 19.57 | 26.58 | 31.66 | 21.64 | 0.14 | 0.18 | 0.10 |
| Sierra Leone | 32.27 | 26.78 | 37.86 | 34.79 | 29.7 | 39.98 | 0.10 | 0.13 | 0.08 |
| Singapore | 32.23 | 33.35 | 31.14 | 53.99 | 62.83 | 44.83 | 0.64 | 0.85 | 0.40 |
| Slovakia | 27.34 | 28.53 | 26.08 | 39.93 | 44.81 | 34.77 | 0.44 | 0.55 | 0.32 |
| Slovenia | 87.29 | 94.65 | 79.50 | 160.09 | 180.25 | 139.56 | 0.81 | 0.88 | 0.73 |
| Solomon Islands | 14.32 | 14.95 | 13.73 | 15.91 | 17.27 | 14.6 | 0.11 | 0.15 | 0.07 |
| Somalia | 22.34 | 20.91 | 23.8 | 22.56 | 20.84 | 24.31 | 0.01 | 0.00 | 0.02 |
| South Africa | 77.25 | 78.15 | 76.32 | 99.15 | 102 | 96.2 | 0.28 | 0.30 | 0.25 |
| South Korea | 24.08 | 26.18 | 22 | 35.11 | 43.47 | 26.64 | 0.41 | 0.62 | 0.17 |
| South Sudan | 23.16 | 21.63 | 24.7 | 25.45 | 23.45 | 27.45 | 0.10 | 0.09 | 0.11 |
| Spain | 47.92 | 54.37 | 41.19 | 59.41 | 71.83 | 46.67 | 0.23 | 0.31 | 0.12 |
| Sri Lanka | 24.83 | 25.31 | 24.35 | 33.37 | 36.46 | 30.05 | 0.36 | 0.45 | 0.26 |
| Sudan | 15.46 | 15.25 | 15.67 | 17.5 | 17.32 | 17.68 | 0.14 | 0.14 | 0.13 |
| Suriname | 35.79 | 36.38 | 35.22 | 45.53 | 47.24 | 43.83 | 0.27 | 0.29 | 0.24 |
| Swaziland | 47.29 | 42.63 | 52.5 | 51.69 | 48.98 | 54.45 | 0.09 | 0.15 | 0.03 |
| Sweden | 56.23 | 56.58 | 55.87 | 56.07 | 58.85 | 53.29 | -0.01 | 0.03 | -0.06 |

| | | | | | | | | | |
|--------------------------------|----------|----------|----------|----------|----------|----------|-------|-------|-------|
| Switzerland | 41.64 | 49.1 | 33.83 | 44.31 | 52.84 | 35.58 | 0.06 | 0.07 | 0.04 |
| Syria | 24.69 | 23.62 | 25.72 | 29.29 | 29.16 | 29.42 | 0.18 | 0.23 | 0.14 |
| Taiwan | 34.72 | 41.12 | 28.78 | 77.2 | 104.86 | 49.45 | 1.27 | 1.58 | 0.77 |
| Tajikistan | 10.98 | 9.52 | 12.45 | 12.58 | 9.92 | 15.17 | 0.14 | 0.04 | 0.22 |
| Tanzania | 23.09 | 22.02 | 24.19 | 24.63 | 22.58 | 26.71 | 0.08 | 0.04 | 0.13 |
| Thailand | 29.56 | 33.41 | 25.64 | 45.43 | 54.62 | 35.99 | 0.53 | 0.63 | 0.40 |
| The Bahamas | 41.35 | 39.68 | 43.05 | 59.84 | 58.53 | 61.2 | 0.43 | 0.46 | 0.41 |
| The Gambia | 32.17 | 25.55 | 38.7 | 37.91 | 31.37 | 44.59 | 0.18 | 0.23 | 0.16 |
| Timor-Leste | 12.24 | 11.07 | 13.37 | 15.28 | 14.71 | 15.83 | 0.26 | 0.34 | 0.19 |
| Togo | 30.03 | 27.07 | 33.07 | 34.29 | 30.84 | 37.82 | 0.15 | 0.15 | 0.16 |
| Tonga | 16.74 | 19.61 | 13.94 | 21.09 | 27.17 | 15.04 | 0.26 | 0.38 | 0.08 |
| Trinidad and Tobago | 35.55 | 34.97 | 36.14 | 47.21 | 47.4 | 47 | 0.31 | 0.34 | 0.29 |
| Tunisia | 26.46 | 27.96 | 24.98 | 39.8 | 45.3 | 34.17 | 0.48 | 0.60 | 0.35 |
| Turkey | 20.07 | 20.47 | 19.66 | 26.39 | 27.62 | 25.11 | 0.31 | 0.34 | 0.27 |
| Turkmenistan | 9.04 | 8.46 | 9.64 | 10.15 | 9.08 | 11.25 | 0.11 | 0.06 | 0.16 |
| Uganda | 21.73 | 20.04 | 23.43 | 21.3 | 19.66 | 22.95 | 0.00 | -0.01 | 0.00 |
| Ukraine | 28.39 | 25.94 | 31.23 | 35.85 | 34.38 | 37.59 | 0.25 | 0.32 | 0.20 |
| United Arab Emirates | 26.27 | 26.05 | 26.38 | 29.3 | 26.67 | 30.25 | 0.10 | 0.01 | 0.13 |
| United Kingdom | 29.89 | 38.15 | 21.16 | 32.16 | 40.63 | 23.48 | 0.07 | 0.06 | 0.10 |
| United States | 118.14 | 130.13 | 105.54 | 129.96 | 143.31 | 116.17 | 0.09 | 0.10 | 0.09 |
| Uruguay | 61.39 | 65.78 | 56.74 | 80.22 | 92.55 | 67.01 | 0.30 | 0.40 | 0.17 |
| Uzbekistan | 6.87 | 6.52 | 7.22 | 7.07 | 6.45 | 7.72 | 0.02 | -0.02 | 0.06 |
| Vanuatu | 17.72 | 19.61 | 15.94 | 18.32 | 20.71 | 15.99 | 0.00 | 0.03 | -0.04 |
| Venezuela | 19.17 | 22.93 | 15.47 | 30.97 | 36.24 | 25.67 | 0.60 | 0.57 | 0.63 |
| Vietnam | 23.4 | 23.67 | 23.11 | 34.88 | 37.32 | 32.39 | 0.53 | 0.60 | 0.45 |
| Virgin Islands, U.S. | 62.15 | 54.72 | 70.03 | 111.87 | 104.09 | 120.43 | 0.78 | 0.88 | 0.70 |
| Yemen | 14.32 | 13.85 | 14.79 | 15.07 | 14.13 | 15.99 | 0.05 | 0.02 | 0.08 |
| Zambia | 19.79 | 18.9 | 20.69 | 21.85 | 20.73 | 22.97 | 0.12 | 0.11 | 0.13 |
| Zimbabwe | 42.74 | 36.45 | 49.09 | 40.45 | 35.06 | 46 | -0.05 | -0.04 | -0.06 |
| Cerebrovascular disease | | | | | | | | | |
| Afghanistan | 379.00 | 416.87 | 342.95 | 392.23 | 435.55 | 351.55 | 0.04 | 0.05 | 0.03 |
| Albania | 476.97 | 494.59 | 460.20 | 856.76 | 853.92 | 859.65 | 0.78 | 0.71 | 0.86 |
| Algeria | 340.60 | 372.83 | 309.16 | 474.98 | 522.22 | 428.40 | 0.37 | 0.38 | 0.36 |
| American Samoa | 547.56 | 503.52 | 589.25 | 554.43 | 561.31 | 547.59 | 0.01 | 0.11 | -0.07 |
| Andorra | 423.48 | 425.21 | 421.66 | 517.63 | 506 | 529.75 | 0.21 | 0.18 | 0.24 |
| Angola | 316.94 | 364.87 | 267.83 | 304.59 | 354.67 | 253.85 | -0.03 | -0.02 | -0.04 |
| Antigua and Barbuda | 498.48 | 516.45 | 479.25 | 460.40 | 476.79 | 442.53 | -0.08 | -0.08 | -0.08 |
| Argentina | 467.13 | 479.83 | 453.93 | 466.49 | 483.01 | 449.26 | 0.00 | 0.00 | -0.01 |
| Armenia | 657.57 | 732.03 | 578.66 | 945.29 | 1,021.36 | 857.67 | 0.42 | 0.38 | 0.46 |
| Australia | 445.65 | 461.64 | 429.57 | 478.6 | 490.67 | 466.5 | 0.07 | 0.06 | 0.08 |
| Austria | 536.61 | 561.83 | 509.13 | 637.41 | 618.73 | 657.03 | 0.18 | 0.10 | 0.27 |
| Azerbaijan | 602.37 | 683.78 | 517.42 | 724.69 | 794.59 | 653.98 | 0.19 | 0.15 | 0.25 |
| Bahrain | 360.11 | 377.8 | 347.1 | 441.56 | 490.67 | 411.5 | 0.22 | 0.29 | 0.18 |
| Bangladesh | 492.87 | 473.13 | 511.74 | 550.93 | 523.26 | 578.07 | 0.13 | 0.11 | 0.14 |
| Barbados | 513.34 | 540.97 | 483.58 | 637.13 | 659.42 | 612.91 | 0.23 | 0.21 | 0.25 |
| Belarus | 1,155.79 | 1,369.17 | 914.11 | 1,426.88 | 1,643.82 | 1,175.23 | 0.22 | 0.19 | 0.27 |
| Belgium | 488.02 | 505.35 | 469.88 | 560.64 | 566.02 | 555.05 | 0.14 | 0.11 | 0.16 |
| Belize | 270.02 | 274.08 | 266.03 | 290.79 | 297.51 | 284.04 | 0.08 | 0.09 | 0.08 |
| Benin | 381.76 | 395.13 | 367.53 | 413.23 | 418.54 | 407.89 | 0.09 | 0.06 | 0.12 |
| Bermuda | 406.14 | 415.12 | 397.05 | 480.18 | 497.12 | 462.92 | 0.18 | 0.19 | 0.16 |
| Bhutan | 345.04 | 324.81 | 363.83 | 398.87 | 362.31 | 430.36 | 0.14 | 0.10 | 0.17 |
| Bolivia | 217.82 | 235.69 | 200.08 | 268.23 | 292.33 | 244.22 | 0.21 | 0.22 | 0.20 |
| Bosnia and Herzegovina | 652.08 | 740.11 | 563.95 | 1,057.09 | 1,132.03 | 981.45 | 0.60 | 0.51 | 0.72 |
| Botswana | 290.36 | 316.79 | 263.31 | 366.42 | 407.94 | 324.85 | 0.25 | 0.28 | 0.23 |
| Brazil | 275.15 | 271.03 | 279.35 | 285.34 | 279.44 | 291.43 | 0.03 | 0.02 | 0.03 |
| Brunei | 291.76 | 294.82 | 289.02 | 441.76 | 460.73 | 423.92 | 0.47 | 0.51 | 0.43 |
| Bulgaria | 1,167.22 | 1,177.02 | 1,157.15 | 1,390.32 | 1,458.16 | 1,319.11 | 0.18 | 0.23 | 0.13 |
| Burkina Faso | 366.65 | 381.51 | 351.11 | 306.15 | 325.89 | 286.15 | -0.16 | -0.14 | -0.18 |
| Burundi | 456.59 | 501.29 | 410.32 | 416.23 | 441.68 | 390.23 | -0.06 | -0.10 | -0.01 |
| Cambodia | 370.26 | 361.81 | 379.32 | 474.12 | 490.34 | 457.09 | 0.31 | 0.37 | 0.24 |
| Cameroon | 371.59 | 376.66 | 366.46 | 341.23 | 345.46 | 337.01 | -0.07 | -0.07 | -0.06 |

| | | | | | | | | | |
|----------------------------------|----------|----------|----------|----------|----------|----------|-------|-------|-------|
| Canada | 375.24 | 392.86 | 357.33 | 484.51 | 486.09 | 482.91 | 0.28 | 0.23 | 0.33 |
| Cape Verde | 521.07 | 534.47 | 506.25 | 559.66 | 595.01 | 523.36 | 0.07 | 0.11 | 0.03 |
| Central African Republic | 478.20 | 527.92 | 426.79 | 426.58 | 481.61 | 370.09 | -0.11 | -0.09 | -0.13 |
| Chad | 327.66 | 334.12 | 321.1 | 301.42 | 303.72 | 299.13 | -0.08 | -0.09 | -0.07 |
| Chile | 420.05 | 444.57 | 394.86 | 554.67 | 585.36 | 523.17 | 0.30 | 0.30 | 0.30 |
| China | 615.00 | 564.91 | 662.52 | 845.81 | 725.57 | 959.07 | 0.40 | 0.30 | 0.49 |
| Colombia | 133.46 | 142.45 | 124.35 | 177.44 | 187.13 | 167.46 | 0.32 | 0.30 | 0.33 |
| Comoros | 405.16 | 439.74 | 370.80 | 402.57 | 434.68 | 371.05 | 0.00 | -0.01 | 0.00 |
| Congo | 502.01 | 580.80 | 422.80 | 437.76 | 526.74 | 348.91 | -0.12 | -0.09 | -0.17 |
| Costa Rica | 107.3 | 111.4 | 103.26 | 162.08 | 167.09 | 157.07 | 0.49 | 0.48 | 0.50 |
| Cote d'Ivoire | 439.59 | 396.80 | 479.00 | 437.75 | 406.89 | 467.56 | 0.01 | 0.03 | -0.01 |
| Croatia | 1,041.12 | 1,156.02 | 919.02 | 1,284.62 | 1,359.74 | 1,204.00 | 0.22 | 0.17 | 0.30 |
| Cuba | 544.90 | 560.26 | 529.78 | 690.69 | 706.37 | 675.16 | 0.26 | 0.25 | 0.26 |
| Cyprus | 292.27 | 275.14 | 309.83 | 415.91 | 388.19 | 445.54 | 0.39 | 0.39 | 0.40 |
| Czech Republic | 894.46 | 977.42 | 806.51 | 905.28 | 968.55 | 839.96 | 0.00 | -0.02 | 0.03 |
| Democratic Republic of the Congo | 301.40 | 357.54 | 243.87 | 283.31 | 325.22 | 241.19 | -0.06 | -0.09 | -0.01 |
| Denmark | 564.30 | 560.37 | 568.35 | 576.42 | 555.33 | 597.84 | 0.02 | -0.01 | 0.04 |
| Djibouti | 354.45 | 377.14 | 332.01 | 514.81 | 551.55 | 478.39 | 0.45 | 0.46 | 0.43 |
| Dominica | 436.17 | 452.91 | 419.31 | 517.22 | 546.04 | 487.95 | 0.19 | 0.21 | 0.18 |
| Dominican Republic | 308.44 | 308.13 | 308.75 | 404.62 | 407.19 | 402.03 | 0.31 | 0.31 | 0.30 |
| Ecuador | 216.11 | 225.92 | 206.41 | 244.58 | 257.78 | 231.37 | 0.13 | 0.14 | 0.12 |
| Egypt | 347.49 | 367.62 | 327.49 | 441.26 | 461.24 | 421.69 | 0.27 | 0.25 | 0.29 |
| El Salvador | 100.41 | 104.16 | 96.48 | 131.6 | 139.7 | 122.45 | 0.32 | 0.34 | 0.28 |
| Equatorial Guinea | 442.07 | 512.93 | 374.27 | 428.40 | 461.67 | 396.76 | -0.03 | -0.10 | 0.06 |
| Eritrea | 302.02 | 336.77 | 266.84 | 359.79 | 408.48 | 311.27 | 0.20 | 0.22 | 0.18 |
| Estonia | 1,098.42 | 1,273.82 | 898.83 | 1,154.32 | 1,353.84 | 920.04 | 0.04 | 0.05 | 0.01 |
| Ethiopia | 382.26 | 402.78 | 361.62 | 488.57 | 535.77 | 441.2 | 0.29 | 0.34 | 0.23 |
| Federated States of Micronesia | 536.12 | 519.83 | 551.71 | 604.13 | 597.94 | 610.04 | 0.12 | 0.14 | 0.10 |
| Fiji | 565.30 | 557.60 | 572.76 | 699.90 | 713.13 | 687.12 | 0.23 | 0.27 | 0.19 |
| Finland | 553.72 | 589.96 | 515.27 | 657.60 | 649.16 | 666.31 | 0.17 | 0.09 | 0.27 |
| France | 451.26 | 458.31 | 443.82 | 561.27 | 563.17 | 559.26 | 0.24 | 0.22 | 0.25 |
| Gabon | 596.69 | 680.91 | 508.95 | 472.69 | 558.57 | 388.73 | -0.21 | -0.18 | -0.24 |
| Georgia | 1,138.82 | 1,235.41 | 1,032.29 | 1,336.73 | 1,396.30 | 1,271.57 | 0.17 | 0.12 | 0.22 |
| Germany | 512.51 | 547.39 | 475.03 | 629.90 | 607.09 | 653.49 | 0.22 | 0.10 | 0.36 |
| Ghana | 373.85 | 415.96 | 333.08 | 403.54 | 434.63 | 372.14 | 0.09 | 0.05 | 0.14 |
| Greece | 515.03 | 504.42 | 525.91 | 632.03 | 619.75 | 644.92 | 0.22 | 0.22 | 0.21 |
| Greenland | 293.14 | 292.88 | 293.36 | 447.27 | 399.37 | 488.80 | 0.50 | 0.35 | 0.62 |
| Grenada | 513.20 | 557.73 | 467.51 | 497.07 | 531.59 | 462.76 | -0.02 | -0.04 | 0.01 |
| Guam | 604.55 | 602.31 | 606.51 | 932.20 | 926.36 | 937.88 | 0.56 | 0.54 | 0.57 |
| Guatemala | 89.35 | 91.63 | 87.04 | 100.75 | 107.46 | 93.75 | 0.15 | 0.19 | 0.11 |
| Guinea | 377.45 | 396.21 | 358.27 | 387.24 | 393.21 | 381.30 | 0.03 | -0.01 | 0.07 |
| Guinea-Bissau | 416.71 | 431.96 | 401.09 | 407.49 | 420.00 | 394.83 | -0.01 | -0.02 | 0.00 |
| Guyana | 389.13 | 393.32 | 384.81 | 542.93 | 558.63 | 527.38 | 0.40 | 0.42 | 0.38 |
| Haiti | 307.25 | 318.32 | 295.86 | 356.46 | 379.08 | 333.35 | 0.19 | 0.21 | 0.17 |
| Honduras | 118.59 | 126.25 | 111.00 | 141.31 | 140.11 | 142.52 | 0.19 | 0.11 | 0.29 |
| Hungary | 1,143.98 | 1,206.65 | 1,076.19 | 1,156.22 | 1,269.61 | 1,031.23 | 0.00 | 0.05 | -0.05 |
| Iceland | 316.32 | 309.44 | 323.13 | 383.41 | 366.39 | 400.8 | 0.20 | 0.17 | 0.22 |
| India | 385.35 | 358.76 | 410.12 | 439.91 | 391.37 | 485.01 | 0.14 | 0.09 | 0.19 |
| Indonesia | 543.59 | 510.87 | 576.04 | 664.09 | 631.04 | 696.66 | 0.24 | 0.25 | 0.23 |
| Iran | 313.07 | 317.42 | 308.88 | 447.73 | 464.98 | 430.74 | 0.41 | 0.44 | 0.37 |
| Iraq | 387.02 | 413.14 | 361.37 | 386.99 | 422.92 | 351.95 | 0.00 | 0.02 | -0.03 |
| Ireland | 389.52 | 394.19 | 384.81 | 407.09 | 389.57 | 425.13 | 0.03 | -0.02 | 0.09 |
| Israel | 304.39 | 291.27 | 317.56 | 328.6 | 316.66 | 340.73 | 0.07 | 0.08 | 0.06 |
| Italy | 491.22 | 488.10 | 494.53 | 560.25 | 548.86 | 572.36 | 0.13 | 0.12 | 0.14 |
| Jamaica | 438.67 | 458.55 | 418.28 | 467.83 | 478.67 | 456.89 | 0.05 | 0.03 | 0.08 |
| Japan | 796.70 | 720.47 | 875.67 | 960.10 | 826.37 | 1,100.94 | 0.18 | 0.13 | 0.22 |
| Jordan | 318.02 | 346.57 | 292.19 | 314.68 | 346.43 | 284.47 | -0.02 | -0.01 | -0.04 |
| Kazakhstan | 784.24 | 905.27 | 655.62 | 913.37 | 1,003.19 | 817.13 | 0.16 | 0.11 | 0.25 |
| Kenya | 246.68 | 256.52 | 236.77 | 248.04 | 251.3 | 244.79 | 0.01 | -0.02 | 0.04 |
| Kiribati | 600.83 | 577.77 | 624.38 | 668.28 | 628.87 | 708.71 | 0.12 | 0.09 | 0.14 |
| Kuwait | 291.29 | 272.46 | 307.76 | 351.77 | 363.2 | 342.85 | 0.19 | 0.31 | 0.10 |

| | | | | | | | | | |
|----------------------------------|----------|----------|--------|----------|----------|----------|-------|-------|-------|
| Kyrgyzstan | 714.59 | 801.27 | 624.18 | 694.75 | 738.76 | 649.79 | -0.03 | -0.08 | 0.04 |
| Laos | 412.82 | 402.09 | 423.57 | 466.81 | 463.15 | 470.51 | 0.15 | 0.17 | 0.13 |
| Latvia | 1,166.89 | 1,375.27 | 926.88 | 1,324.28 | 1,533.88 | 1,080.18 | 0.12 | 0.10 | 0.15 |
| Lebanon | 423.31 | 486.69 | 358.19 | 478.97 | 533.89 | 424.62 | 0.12 | 0.09 | 0.17 |
| Lesotho | 350.93 | 371.54 | 329.10 | 397.07 | 457.73 | 335.19 | 0.13 | 0.23 | 0.01 |
| Liberia | 330.62 | 330.17 | 331.07 | 381.94 | 393.30 | 370.77 | 0.16 | 0.19 | 0.13 |
| Libya | 270.89 | 288.10 | 255.48 | 431.57 | 473.54 | 390.10 | 0.58 | 0.63 | 0.52 |
| Lithuania | 1,028.86 | 1,226.65 | 808.73 | 1,407.93 | 1,659.68 | 1,115.14 | 0.35 | 0.34 | 0.36 |
| Luxembourg | 496.09 | 517.24 | 474.08 | 516.04 | 515.41 | 516.68 | 0.04 | 0.00 | 0.09 |
| Macedonia | 746.71 | 785.17 | 708.70 | 1,035.77 | 1,091.42 | 979.62 | 0.37 | 0.38 | 0.37 |
| Madagascar | 465.47 | 469.22 | 461.70 | 512.09 | 544.22 | 479.76 | 0.11 | 0.17 | 0.05 |
| Malawi | 323.99 | 361.23 | 285.43 | 398.4 | 444.76 | 351.87 | 0.25 | 0.25 | 0.26 |
| Malaysia | 384.15 | 366.23 | 401.53 | 498.02 | 473.68 | 522.81 | 0.29 | 0.29 | 0.30 |
| Maldives | 282.61 | 221.47 | 340.66 | 318.72 | 297.29 | 340.04 | 0.13 | 0.34 | 0.00 |
| Mali | 397.38 | 435.66 | 358.26 | 312.48 | 336.97 | 288.48 | -0.20 | -0.22 | -0.18 |
| Malta | 355.83 | 348.59 | 363.33 | 554.46 | 528.23 | 580.89 | 0.53 | 0.49 | 0.56 |
| Marshall Islands | 453.25 | 420.55 | 484.52 | 553.30 | 527.97 | 577.76 | 0.22 | 0.25 | 0.19 |
| Mauritania | 415.28 | 429.84 | 400.63 | 396.33 | 419.12 | 373.86 | -0.04 | -0.02 | -0.06 |
| Mauritius | 582.83 | 559.08 | 606.68 | 773.37 | 743.07 | 804.42 | 0.31 | 0.32 | 0.30 |
| Mexico | 97.61 | 104.72 | 90.43 | 101.83 | 99.3 | 104.39 | 0.04 | -0.06 | 0.15 |
| Moldova | 892.77 | 1,003.04 | 771.79 | 967.22 | 1,072.21 | 853.72 | 0.07 | 0.05 | 0.09 |
| Mongolia | 578.75 | 610.71 | 546.04 | 897.73 | 943.39 | 851.14 | 0.54 | 0.53 | 0.55 |
| Montenegro | 661.23 | 741.99 | 579.77 | 1,065.31 | 1,162.38 | 965.93 | 0.59 | 0.55 | 0.65 |
| Morocco | 312.21 | 347.93 | 276.36 | 433.01 | 481.93 | 382.94 | 0.37 | 0.37 | 0.37 |
| Mozambique | 427.42 | 450.30 | 402.48 | 551.37 | 600.18 | 500.33 | 0.30 | 0.34 | 0.25 |
| Myanmar | 559.23 | 520.95 | 599.06 | 694.66 | 660.24 | 730.66 | 0.27 | 0.29 | 0.26 |
| Namibia | 372.67 | 398.06 | 346.18 | 424.49 | 477.84 | 368.28 | 0.14 | 0.20 | 0.07 |
| Nepal | 366.85 | 360.66 | 373.13 | 453.47 | 426.59 | 482.05 | 0.25 | 0.19 | 0.31 |
| Netherlands | 434.74 | 452.47 | 416.59 | 520.41 | 507.01 | 534.04 | 0.19 | 0.12 | 0.26 |
| New Zealand | 462.47 | 477.43 | 447.05 | 505.01 | 496.99 | 513.34 | 0.08 | 0.03 | 0.13 |
| Nicaragua | 101.78 | 108.37 | 95.1 | 135.55 | 146.18 | 124.62 | 0.34 | 0.35 | 0.33 |
| Niger | 293.38 | 300.33 | 286.19 | 320.5 | 313.83 | 327.07 | 0.11 | 0.05 | 0.16 |
| Nigeria | 323.55 | 334.45 | 312.86 | 295.16 | 298.26 | 292.16 | -0.09 | -0.11 | -0.06 |
| North Korea | 559.22 | 621.59 | 493.16 | 806.12 | 850.22 | 760.02 | 0.45 | 0.37 | 0.55 |
| Northern Mariana Islands | 495.81 | 444.24 | 542.15 | 487.88 | 426.27 | 549.92 | 0.00 | -0.03 | 0.04 |
| Norway | 527.61 | 528.29 | 526.90 | 484.95 | 482.2 | 487.66 | -0.09 | -0.09 | -0.09 |
| Oman | 237.13 | 265.91 | 214.17 | 311.34 | 342.61 | 295.48 | 0.31 | 0.28 | 0.37 |
| Pakistan | 441.78 | 391.36 | 488.57 | 477.63 | 437.56 | 515.56 | 0.08 | 0.12 | 0.06 |
| Palestine | 262.02 | 289.59 | 235.14 | 311.84 | 343.23 | 281.33 | 0.18 | 0.17 | 0.18 |
| Panama | 146.49 | 143.72 | 149.2 | 196.26 | 196.87 | 195.66 | 0.36 | 0.39 | 0.34 |
| Papua New Guinea | 461.67 | 464.62 | 458.86 | 589.32 | 624.15 | 555.86 | 0.28 | 0.34 | 0.21 |
| Paraguay | 254.98 | 253.51 | 256.43 | 373.80 | 357.45 | 389.64 | 0.45 | 0.40 | 0.50 |
| Peru | 197.93 | 211.82 | 184.05 | 247.07 | 266.21 | 227.91 | 0.25 | 0.26 | 0.24 |
| Philippines | 341.83 | 322.49 | 360.77 | 480.64 | 468.73 | 492.32 | 0.42 | 0.46 | 0.38 |
| Poland | 747.06 | 819.89 | 670.45 | 918.90 | 985.20 | 847.56 | 0.22 | 0.19 | 0.25 |
| Portugal | 606.14 | 598.03 | 614.86 | 706.58 | 693.15 | 720.90 | 0.15 | 0.15 | 0.15 |
| Puerto Rico | 422.61 | 425.74 | 419.28 | 547.04 | 571.26 | 520.87 | 0.28 | 0.33 | 0.23 |
| Qatar | 259.76 | 250.67 | 264.25 | 278.14 | 301.53 | 269.4 | 0.06 | 0.18 | 0.01 |
| Romania | 1,035.89 | 1,111.38 | 958.24 | 1,294.51 | 1,384.72 | 1,198.48 | 0.24 | 0.24 | 0.24 |
| Russia | 1,135.43 | 1,361.92 | 878.22 | 1,395.94 | 1,585.03 | 1,173.90 | 0.22 | 0.16 | 0.32 |
| Rwanda | 370.20 | 398.31 | 341.09 | 394.46 | 448.44 | 335.74 | 0.07 | 0.13 | -0.01 |
| Saint Lucia | 481.42 | 493.14 | 469.34 | 511.66 | 532.95 | 489.54 | 0.08 | 0.09 | 0.06 |
| Saint Vincent and the Grenadines | 423.84 | 464.51 | 382.77 | 483.92 | 504.99 | 463.23 | 0.15 | 0.09 | 0.22 |
| Samoa | 614.96 | 608.18 | 621.21 | 671.69 | 680.31 | 663.61 | 0.09 | 0.11 | 0.06 |
| Sao Tome and Principe | 387.19 | 396.85 | 377.34 | 367.59 | 388.51 | 346.52 | -0.05 | -0.02 | -0.08 |
| Saudi Arabia | 250.41 | 261.2 | 241.93 | 311.17 | 297.37 | 321.76 | 0.22 | 0.12 | 0.31 |
| Senegal | 358.09 | 360.92 | 355.23 | 340.11 | 358.61 | 320.92 | -0.04 | 0.00 | -0.09 |
| Serbia | 907.91 | 981.51 | 832.35 | 1,196.91 | 1,287.98 | 1,101.39 | 0.30 | 0.30 | 0.31 |
| Seychelles | 528.80 | 505.57 | 552.12 | 557.09 | 542.88 | 570.92 | 0.05 | 0.07 | 0.03 |
| Sierra Leone | 401.75 | 382.66 | 421.24 | 425.88 | 432.23 | 419.40 | 0.08 | 0.15 | 0.02 |
| Singapore | 494.95 | 515.53 | 474.91 | 699.08 | 718.13 | 679.35 | 0.38 | 0.37 | 0.40 |

| | | | | | | | | | |
|----------------------|----------|----------|--------|----------|----------|----------|-------|-------|-------|
| Slovakia | 759.24 | 818.19 | 697.51 | 894.17 | 956.83 | 828.05 | 0.16 | 0.16 | 0.17 |
| Slovenia | 750.18 | 833.74 | 661.58 | 922.26 | 981.87 | 861.57 | 0.21 | 0.17 | 0.28 |
| Solomon Islands | 550.52 | 529.94 | 570.00 | 588.36 | 582.44 | 594.10 | 0.07 | 0.10 | 0.04 |
| Somalia | 391.06 | 425.37 | 356.13 | 395.42 | 431.55 | 358.96 | 0.01 | 0.02 | 0.01 |
| South Africa | 500.54 | 504.39 | 496.6 | 552.69 | 562.70 | 542.33 | 0.10 | 0.11 | 0.09 |
| South Korea | 609.10 | 664.41 | 554.04 | 962.45 | 991.56 | 933.00 | 0.53 | 0.45 | 0.63 |
| South Sudan | 399.37 | 431.19 | 367.25 | 464.05 | 507.30 | 420.94 | 0.16 | 0.18 | 0.15 |
| Spain | 461.12 | 473.48 | 448.25 | 561.98 | 577.81 | 545.74 | 0.21 | 0.21 | 0.20 |
| Sri Lanka | 372.12 | 344.88 | 398.83 | 647.82 | 637.77 | 658.62 | 0.76 | 0.87 | 0.68 |
| Sudan | 323.92 | 349.84 | 298.21 | 376.73 | 416.71 | 337.04 | 0.17 | 0.19 | 0.14 |
| Suriname | 406.49 | 417.45 | 395.89 | 519.49 | 536.42 | 502.62 | 0.27 | 0.28 | 0.27 |
| Swaziland | 279.96 | 291.60 | 266.95 | 364.37 | 412.67 | 315.05 | 0.30 | 0.41 | 0.17 |
| Sweden | 645.76 | 575.83 | 717.38 | 591.35 | 496.89 | 686 | -0.09 | -0.14 | -0.06 |
| Switzerland | 443.70 | 449.38 | 437.76 | 471.33 | 469.22 | 473.48 | 0.06 | 0.04 | 0.07 |
| Syria | 303.30 | 308.48 | 298.29 | 417.22 | 435.93 | 398.95 | 0.37 | 0.40 | 0.33 |
| Taiwan | 589.39 | 539.14 | 636.04 | 768.49 | 766.2 | 770.79 | 0.33 | 0.44 | 0.25 |
| Tajikistan | 499.94 | 565.74 | 433.35 | 421.13 | 453.17 | 389.85 | -0.16 | -0.20 | -0.10 |
| Tanzania | 333.92 | 362.88 | 304.45 | 373.18 | 401.55 | 344.46 | 0.14 | 0.12 | 0.15 |
| Thailand | 424.42 | 390.40 | 459.06 | 703.41 | 655.08 | 753.12 | 0.66 | 0.67 | 0.64 |
| The Bahamas | 379.52 | 396.10 | 362.71 | 506.81 | 536.00 | 476.36 | 0.32 | 0.34 | 0.30 |
| The Gambia | 338.66 | 322.25 | 354.84 | 334.23 | 319.91 | 348.82 | -0.01 | -0.01 | -0.01 |
| Timor-Leste | 286.91 | 280.83 | 292.83 | 419.66 | 420.95 | 418.42 | 0.48 | 0.51 | 0.44 |
| Togo | 345.44 | 351.07 | 339.66 | 334.87 | 333.31 | 336.47 | -0.02 | -0.05 | 0.00 |
| Tonga | 530.08 | 563.23 | 497.73 | 572.43 | 603.31 | 541.71 | 0.08 | 0.07 | 0.08 |
| Trinidad and Tobago | 419.18 | 426.08 | 412.22 | 539.83 | 543.27 | 536.30 | 0.27 | 0.26 | 0.29 |
| Tunisia | 392.52 | 396.20 | 388.89 | 555.55 | 580.29 | 530.23 | 0.40 | 0.45 | 0.34 |
| Turkey | 348.2 | 383.18 | 312.36 | 414.07 | 465.14 | 361.2 | 0.18 | 0.20 | 0.15 |
| Turkmenistan | 545.50 | 608.74 | 480.49 | 677.55 | 717.96 | 635.75 | 0.23 | 0.17 | 0.31 |
| Uganda | 336.50 | 368.14 | 304.44 | 310.09 | 336.69 | 283.47 | -0.06 | -0.08 | -0.05 |
| Ukraine | 1,239.98 | 1,448.54 | 997.27 | 1,398.53 | 1,588.21 | 1,174.48 | 0.12 | 0.09 | 0.17 |
| United Arab Emirates | 324.05 | 319.86 | 326.22 | 361.58 | 353.61 | 364.49 | 0.10 | 0.09 | 0.10 |
| United Kingdom | 857.09 | 924.07 | 786.25 | 937.29 | 950 | 924.26 | 0.09 | 0.03 | 0.17 |
| United States | 410.38 | 426.97 | 392.94 | 414.12 | 410.45 | 417.9 | 0.00 | -0.04 | 0.05 |
| Uruguay | 618.19 | 637.72 | 597.47 | 626.67 | 672.53 | 577.53 | 0.01 | 0.05 | -0.04 |
| Uzbekistan | 466.13 | 518.18 | 412.94 | 533.39 | 567.39 | 498.28 | 0.14 | 0.09 | 0.20 |
| Vanuatu | 680.15 | 631.28 | 726.35 | 747.17 | 738.48 | 755.65 | 0.06 | 0.14 | 0.00 |
| Venezuela | 146.09 | 151.41 | 140.84 | 199.67 | 205.78 | 193.5 | 0.35 | 0.35 | 0.35 |
| Vietnam | 573.47 | 537.18 | 610.88 | 630.61 | 604.20 | 657.59 | 0.13 | 0.14 | 0.11 |
| Virgin Islands, U.S. | 382.44 | 389.32 | 375.16 | 676.25 | 678.18 | 674.12 | 0.75 | 0.72 | 0.77 |
| Yemen | 289.07 | 326.36 | 251.09 | 356.50 | 402.27 | 311.67 | 0.23 | 0.23 | 0.24 |
| Zambia | 342.39 | 379.75 | 304.4 | 422.48 | 457.41 | 387.47 | 0.25 | 0.22 | 0.29 |
| Zimbabwe | 289.71 | 301.57 | 277.76 | 232.68 | 258.8 | 205.79 | -0.20 | -0.14 | -0.26 |
| Endocarditis | | | | | | | | | |
| Afghanistan | 1.42 | 2.57 | 0.33 | 1.67 | 3.04 | 0.37 | 0.18 | 0.19 | 0.14 |
| Albania | 0.46 | 0.4 | 0.52 | 0.65 | 0.44 | 0.86 | 0.39 | 0.09 | 0.64 |
| Algeria | 2.15 | 3.83 | 0.51 | 3.78 | 6.98 | 0.62 | 0.73 | 0.79 | 0.21 |
| American Samoa | 5.16 | 7.71 | 2.76 | 5.66 | 8.79 | 2.54 | 0.09 | 0.14 | -0.08 |
| Andorra | 8.09 | 14.34 | 1.51 | 9.3 | 16.47 | 1.83 | 0.14 | 0.14 | 0.19 |
| Angola | 0.59 | 0.67 | 0.5 | 0.59 | 0.68 | 0.5 | 0.01 | 0.01 | 0.01 |
| Antigua and Barbuda | 2.49 | 4.34 | 0.51 | 2.49 | 4.34 | 0.48 | 0.00 | -0.01 | -0.06 |
| Argentina | 5.47 | 10.98 | -0.25 | 7.74 | 15.14 | 0.01 | 0.41 | 0.37 | -1.02 |
| Armenia | 0.61 | 0.6 | 0.62 | 1.06 | 0.99 | 1.14 | 0.72 | 0.63 | 0.82 |
| Australia | 2.67 | 2.67 | 2.68 | 2.16 | 2.05 | 2.27 | -0.20 | -0.24 | -0.16 |
| Austria | 11.65 | 20.41 | 2.11 | 11.12 | 19.75 | 2.07 | -0.05 | -0.04 | -0.03 |
| Azerbaijan | 0.63 | 0.68 | 0.58 | 0.86 | 0.84 | 0.87 | 0.35 | 0.22 | 0.49 |
| Bahrain | 2.3 | 4.54 | 0.65 | 2.51 | 5.66 | 0.58 | 0.08 | 0.24 | -0.12 |
| Bangladesh | 0.39 | 0.46 | 0.33 | 0.66 | 0.77 | 0.55 | 0.68 | 0.68 | 0.66 |
| Barbados | 3.19 | 5.62 | 0.57 | 4.41 | 7.84 | 0.68 | 0.37 | 0.39 | 0.18 |
| Belarus | 0.83 | 0.93 | 0.71 | 1.19 | 1.34 | 1.02 | 0.42 | 0.42 | 0.42 |
| Belgium | 9.36 | 16.48 | 1.9 | 9.62 | 16.73 | 2.22 | 0.02 | 0.01 | 0.15 |
| Belize | 1.12 | 2.02 | 0.24 | 1.22 | 2.17 | 0.26 | 0.09 | 0.07 | 0.08 |

| | | | | | | | | | |
|----------------------------------|-------|-------|-------|-------|-------|-------|-------|-------|-------|
| Benin | 0.71 | 0.8 | 0.61 | 0.7 | 0.82 | 0.59 | 0.01 | 0.02 | -0.01 |
| Bermuda | 1.95 | 3.41 | 0.47 | 2.77 | 5.08 | 0.41 | 0.41 | 0.48 | -0.12 |
| Bhutan | 0.45 | 0.51 | 0.4 | 0.75 | 0.85 | 0.66 | 0.65 | 0.65 | 0.66 |
| Bolivia | -1.06 | -0.9 | -1.22 | -0.74 | -0.75 | -0.73 | -0.32 | -0.18 | -0.41 |
| Bosnia and Herzegovina | 0.54 | 0.41 | 0.68 | 0.75 | 0.39 | 1.12 | 0.37 | -0.06 | 0.64 |
| Botswana | 0.4 | 0.38 | 0.41 | 0.47 | 0.46 | 0.48 | 0.18 | 0.20 | 0.16 |
| Brazil | 0.69 | 0.63 | 0.75 | 1.02 | 0.95 | 1.1 | 0.47 | 0.50 | 0.45 |
| Brunei | 1.24 | 1.43 | 1.07 | 1.34 | 1.52 | 1.18 | 0.06 | 0.03 | 0.08 |
| Bulgaria | 0.93 | 0.57 | 1.3 | 1.05 | 0.5 | 1.62 | 0.12 | -0.12 | 0.24 |
| Burkina Faso | 0.64 | 0.71 | 0.57 | 0.66 | 0.75 | 0.58 | 0.04 | 0.05 | 0.02 |
| Burundi | 0.62 | 0.69 | 0.55 | 0.53 | 0.59 | 0.48 | -0.12 | -0.13 | -0.10 |
| Cambodia | 0.55 | 0.64 | 0.45 | 0.61 | 0.69 | 0.52 | 0.13 | 0.10 | 0.18 |
| Cameroon | 0.72 | 0.8 | 0.64 | 0.7 | 0.77 | 0.62 | -0.02 | -0.02 | 0.00 |
| Canada | 2.88 | 3.11 | 2.65 | 2.78 | 2.66 | 2.9 | -0.05 | -0.15 | 0.07 |
| Cape Verde | 0.86 | 1.03 | 0.67 | 0.99 | 1.19 | 0.8 | 0.15 | 0.14 | 0.19 |
| Central African Republic | 0.6 | 0.68 | 0.51 | 0.62 | 0.7 | 0.54 | 0.04 | 0.04 | 0.04 |
| Chad | 0.66 | 0.75 | 0.58 | 0.68 | 0.77 | 0.6 | 0.03 | 0.03 | 0.04 |
| Chile | 5.01 | 9.86 | 0.02 | 9.26 | 17.5 | 0.79 | 0.82 | 0.75 | 37.99 |
| China | 0.26 | 0.21 | 0.32 | 0.44 | 0.4 | 0.48 | 0.72 | 0.95 | 0.57 |
| Colombia | 0.81 | 1.09 | 0.53 | 0.97 | 1.24 | 0.68 | 0.18 | 0.13 | 0.27 |
| Comoros | 0.71 | 0.78 | 0.64 | 0.67 | 0.75 | 0.6 | -0.05 | -0.03 | -0.07 |
| Congo | 0.71 | 0.79 | 0.62 | 0.69 | 0.8 | 0.58 | -0.02 | 0.01 | -0.06 |
| Costa Rica | 0.92 | 1.09 | 0.74 | 1.17 | 1.37 | 0.98 | 0.27 | 0.24 | 0.30 |
| Cote d'Ivoire | 0.68 | 0.74 | 0.63 | 0.7 | 0.76 | 0.63 | 0.03 | 0.03 | 0.02 |
| Croatia | 0.5 | 0.36 | 0.66 | 0.48 | 0.27 | 0.7 | -0.06 | -0.25 | 0.05 |
| Cuba | 2.53 | 4.79 | 0.31 | 4.01 | 7.71 | 0.34 | 0.57 | 0.60 | 0.09 |
| Cyprus | 3.57 | 6.07 | 1.02 | 4.33 | 7.32 | 1.14 | 0.19 | 0.18 | 0.09 |
| Czech Republic | 0.82 | 0.56 | 1.11 | 0.96 | 0.55 | 1.38 | 0.15 | -0.01 | 0.23 |
| Democratic Republic of the Congo | 0.52 | 0.62 | 0.43 | 0.51 | 0.59 | 0.43 | -0.02 | -0.04 | 0.00 |
| Denmark | 8.21 | 14.42 | 1.82 | 6.82 | 11.72 | 1.83 | -0.17 | -0.19 | 0.00 |
| Djibouti | 0.71 | 0.78 | 0.63 | 0.84 | 0.91 | 0.76 | 0.18 | 0.17 | 0.20 |
| Dominica | 1.92 | 3.47 | 0.36 | 2.77 | 5.04 | 0.46 | 0.45 | 0.45 | 0.27 |
| Dominican Republic | 1.19 | 2.1 | 0.29 | 2.24 | 4.15 | 0.32 | 0.88 | 0.96 | 0.11 |
| Ecuador | 0.39 | 0.54 | 0.24 | 0.53 | 0.66 | 0.41 | 0.37 | 0.22 | 0.68 |
| Egypt | 2.58 | 4.62 | 0.55 | 3.26 | 6.02 | 0.56 | 0.27 | 0.30 | 0.02 |
| El Salvador | 0.61 | 0.76 | 0.46 | 0.78 | 0.96 | 0.57 | 0.28 | 0.27 | 0.27 |
| Equatorial Guinea | 0.73 | 0.83 | 0.63 | 0.7 | 0.76 | 0.64 | -0.04 | -0.08 | 0.02 |
| Eritrea | 0.55 | 0.61 | 0.5 | 0.59 | 0.67 | 0.52 | 0.07 | 0.09 | 0.05 |
| Estonia | 1.01 | 1.08 | 0.94 | 1.37 | 1.53 | 1.18 | 0.34 | 0.41 | 0.24 |
| Ethiopia | 0.63 | 0.68 | 0.57 | 0.64 | 0.7 | 0.58 | 0.03 | 0.02 | 0.03 |
| Federated States of Micronesia | 5.08 | 7.55 | 2.72 | 6.95 | 10.63 | 3.45 | 0.36 | 0.40 | 0.26 |
| Fiji | 5.41 | 7.83 | 3.07 | 9.35 | 14.01 | 4.85 | 0.72 | 0.78 | 0.57 |
| Finland | 9.5 | 17.06 | 1.48 | 9.8 | 17.77 | 1.59 | 0.02 | 0.04 | 0.06 |
| France | 6.73 | 11.48 | 1.72 | 6.97 | 11.71 | 1.93 | 0.03 | 0.02 | 0.12 |
| Gabon | 0.88 | 1 | 0.76 | 0.86 | 1.02 | 0.71 | -0.02 | 0.02 | -0.07 |
| Georgia | 0.96 | 0.95 | 0.97 | 1.28 | 1.21 | 1.37 | 0.33 | 0.26 | 0.41 |
| Germany | 10.09 | 17.9 | 1.7 | 10.26 | 18.19 | 2.07 | 0.01 | 0.01 | 0.20 |
| Ghana | 0.71 | 0.84 | 0.57 | 0.78 | 0.87 | 0.68 | 0.11 | 0.03 | 0.21 |
| Greece | 6.34 | 11.15 | 1.42 | 9.63 | 16.8 | 2.11 | 0.51 | 0.50 | 0.47 |
| Greenland | 2.67 | 4.37 | 1.2 | 2.92 | 4.9 | 1.2 | 0.07 | 0.11 | -0.03 |
| Grenada | 2.2 | 3.87 | 0.49 | 2.54 | 4.56 | 0.53 | 0.17 | 0.19 | 0.12 |
| Guam | 5.99 | 9.5 | 2.92 | 13.99 | 21.46 | 6.73 | 1.36 | 1.27 | 1.34 |
| Guatemala | 0.56 | 0.67 | 0.44 | 0.62 | 0.75 | 0.49 | 0.15 | 0.14 | 0.15 |
| Guinea | 0.71 | 0.81 | 0.62 | 0.68 | 0.77 | 0.6 | -0.04 | -0.05 | -0.02 |
| Guinea-Bissau | 0.72 | 0.81 | 0.63 | 0.75 | 0.83 | 0.66 | 0.06 | 0.04 | 0.08 |
| Guyana | 1.3 | 2.24 | 0.34 | 1.76 | 3.11 | 0.42 | 0.35 | 0.39 | 0.24 |
| Haiti | 0.98 | 1.64 | 0.3 | 1.22 | 2.12 | 0.29 | 0.28 | 0.32 | 0.00 |
| Honduras | 0.56 | 0.67 | 0.45 | 0.75 | 0.87 | 0.62 | 0.33 | 0.29 | 0.38 |
| Hungary | 0.82 | 0.62 | 1.04 | 0.97 | 0.66 | 1.32 | 0.18 | 0.06 | 0.26 |
| Iceland | 5.23 | 9.11 | 1.39 | 5.33 | 9.03 | 1.56 | 0.01 | -0.02 | 0.10 |
| India | 0.45 | 0.5 | 0.4 | 0.68 | 0.76 | 0.61 | 0.52 | 0.51 | 0.54 |

| | | | | | | | | | |
|--------------------------|------|-------|------|------|-------|------|-------|-------|-------|
| Indonesia | 0.58 | 0.65 | 0.52 | 0.78 | 0.87 | 0.69 | 0.35 | 0.35 | 0.35 |
| Iran | 1.61 | 2.99 | 0.28 | 3.46 | 6.53 | 0.43 | 1.11 | 1.14 | 0.51 |
| Iraq | 2.3 | 4.24 | 0.39 | 2.4 | 4.44 | 0.42 | 0.05 | 0.05 | 0.08 |
| Ireland | 5.64 | 9.94 | 1.31 | 5.14 | 8.86 | 1.3 | -0.10 | -0.12 | -0.02 |
| Israel | 4.17 | 7.21 | 1.12 | 4.45 | 7.71 | 1.14 | 0.06 | 0.07 | 0.01 |
| Italy | 5.54 | 9.7 | 1.11 | 7.47 | 12.95 | 1.63 | 0.34 | 0.33 | 0.45 |
| Jamaica | 1.96 | 3.51 | 0.37 | 2.53 | 4.6 | 0.44 | 0.28 | 0.30 | 0.18 |
| Japan | 1.92 | 2.27 | 1.57 | 2.45 | 2.86 | 2.03 | 0.25 | 0.24 | 0.26 |
| Jordan | 2.28 | 4.34 | 0.41 | 2.8 | 5.3 | 0.42 | 0.21 | 0.21 | 0.02 |
| Kazakhstan | 0.7 | 0.8 | 0.58 | 0.86 | 0.91 | 0.8 | 0.23 | 0.13 | 0.38 |
| Kenya | 0.47 | 0.52 | 0.42 | 0.51 | 0.55 | 0.47 | 0.08 | 0.06 | 0.11 |
| Kiribati | 4.98 | 7.45 | 2.46 | 5.7 | 8.63 | 2.69 | 0.15 | 0.16 | 0.10 |
| Kuwait | 1.78 | 3.35 | 0.4 | 2.34 | 4.7 | 0.5 | 0.30 | 0.39 | 0.22 |
| Kyrgyzstan | 0.54 | 0.59 | 0.48 | 0.57 | 0.58 | 0.56 | 0.07 | -0.01 | 0.17 |
| Laos | 0.65 | 0.71 | 0.6 | 0.7 | 0.76 | 0.63 | 0.09 | 0.09 | 0.08 |
| Latvia | 0.57 | 0.57 | 0.56 | 0.64 | 0.7 | 0.58 | 0.12 | 0.20 | 0.01 |
| Lebanon | 3.37 | 6.16 | 0.5 | 4.61 | 8.77 | 0.49 | 0.35 | 0.41 | -0.03 |
| Lesotho | 0.4 | 0.43 | 0.36 | 0.51 | 0.54 | 0.48 | 0.28 | 0.24 | 0.32 |
| Liberia | 0.68 | 0.75 | 0.61 | 0.68 | 0.77 | 0.59 | 0.00 | 0.03 | -0.03 |
| Libya | 1.83 | 3.34 | 0.48 | 3.26 | 6.01 | 0.54 | 0.77 | 0.78 | 0.12 |
| Lithuania | 1.62 | 1.73 | 1.5 | 2.54 | 2.84 | 2.2 | 0.55 | 0.63 | 0.45 |
| Luxembourg | 9.88 | 17.54 | 1.91 | 9.97 | 17.92 | 1.98 | 0.01 | 0.02 | 0.04 |
| Macedonia | 0.58 | 0.43 | 0.73 | 0.71 | 0.44 | 0.99 | 0.21 | 0.01 | 0.34 |
| Madagascar | 0.79 | 0.84 | 0.74 | 0.77 | 0.82 | 0.72 | -0.01 | -0.01 | -0.01 |
| Malawi | 0.51 | 0.58 | 0.44 | 0.54 | 0.6 | 0.47 | 0.07 | 0.04 | 0.11 |
| Malaysia | 0.85 | 0.88 | 0.81 | 1.11 | 1.08 | 1.14 | 0.31 | 0.23 | 0.40 |
| Maldives | 0.53 | 0.59 | 0.47 | 0.66 | 0.75 | 0.57 | 0.25 | 0.26 | 0.22 |
| Mali | 0.71 | 0.83 | 0.58 | 0.65 | 0.76 | 0.55 | -0.06 | -0.07 | -0.05 |
| Malta | 5.76 | 10.02 | 1.34 | 9.45 | 16.76 | 2.08 | 0.61 | 0.65 | 0.51 |
| Marshall Islands | 3.96 | 5.95 | 2.06 | 5.8 | 8.78 | 2.93 | 0.46 | 0.47 | 0.41 |
| Mauritania | 0.78 | 0.87 | 0.68 | 0.78 | 0.89 | 0.67 | 0.01 | 0.02 | -0.01 |
| Mauritius | 0.81 | 1 | 0.62 | 0.94 | 0.97 | 0.91 | 0.15 | -0.03 | 0.44 |
| Mexico | 0.66 | 0.82 | 0.5 | 0.85 | 1.01 | 0.69 | 0.28 | 0.22 | 0.37 |
| Moldova | 0.56 | 0.58 | 0.54 | 0.76 | 0.77 | 0.75 | 0.33 | 0.30 | 0.37 |
| Mongolia | 0.37 | 0.34 | 0.39 | 0.57 | 0.54 | 0.61 | 0.55 | 0.56 | 0.55 |
| Montenegro | 0.53 | 0.37 | 0.69 | 0.72 | 0.4 | 1.05 | 0.34 | 0.08 | 0.49 |
| Morocco | 2.11 | 3.62 | 0.59 | 3.51 | 6.27 | 0.68 | 0.64 | 0.71 | 0.14 |
| Mozambique | 0.53 | 0.61 | 0.44 | 0.61 | 0.68 | 0.53 | 0.16 | 0.13 | 0.22 |
| Myanmar | 0.59 | 0.65 | 0.53 | 0.76 | 0.84 | 0.68 | 0.32 | 0.31 | 0.33 |
| Namibia | 0.44 | 0.45 | 0.44 | 0.49 | 0.48 | 0.5 | 0.11 | 0.07 | 0.15 |
| Nepal | 0.43 | 0.51 | 0.35 | 0.64 | 0.75 | 0.53 | 0.50 | 0.48 | 0.52 |
| Netherlands | 8.11 | 14.57 | 1.51 | 8.41 | 14.7 | 2.01 | 0.03 | 0.01 | 0.31 |
| New Zealand | 1.03 | 1.08 | 0.99 | 1.11 | 1.04 | 1.17 | 0.05 | -0.05 | 0.17 |
| Nicaragua | 0.59 | 0.73 | 0.45 | 0.8 | 0.99 | 0.61 | 0.37 | 0.37 | 0.37 |
| Niger | 0.65 | 0.73 | 0.57 | 0.58 | 0.66 | 0.51 | -0.08 | -0.08 | -0.08 |
| Nigeria | 0.66 | 0.73 | 0.6 | 0.65 | 0.7 | 0.59 | -0.02 | -0.03 | 0.00 |
| North Korea | 0.39 | 0.32 | 0.45 | 0.58 | 0.59 | 0.57 | 0.50 | 0.82 | 0.26 |
| Northern Mariana Islands | 3.64 | 5.48 | 1.97 | 3.59 | 5 | 2.17 | 0.00 | -0.08 | 0.12 |
| Norway | 9.95 | 17.7 | 2.03 | 7.33 | 12.97 | 1.75 | -0.27 | -0.27 | -0.15 |
| Oman | 1.76 | 3.3 | 0.53 | 2.02 | 4.69 | 0.66 | 0.14 | 0.42 | 0.24 |
| Pakistan | 0.48 | 0.53 | 0.43 | 0.66 | 0.74 | 0.58 | 0.39 | 0.42 | 0.35 |
| Palestine | 1.72 | 3.09 | 0.38 | 2.21 | 4.07 | 0.4 | 0.27 | 0.31 | 0.03 |
| Panama | 0.77 | 0.89 | 0.65 | 1.04 | 1.18 | 0.9 | 0.37 | 0.34 | 0.42 |
| Papua New Guinea | 3.04 | 4.63 | 1.53 | 4.28 | 6.53 | 2.11 | 0.41 | 0.41 | 0.39 |
| Paraguay | 0.75 | 0.67 | 0.83 | 1.03 | 0.9 | 1.16 | 0.36 | 0.33 | 0.39 |
| Peru | 0.53 | 0.65 | 0.41 | 0.63 | 0.76 | 0.5 | 0.20 | 0.18 | 0.22 |
| Philippines | 0.51 | 0.63 | 0.39 | 0.68 | 0.82 | 0.54 | 0.35 | 0.32 | 0.41 |
| Poland | 0.82 | 0.56 | 1.1 | 1.02 | 0.45 | 1.62 | 0.22 | -0.19 | 0.46 |
| Portugal | 6.85 | 11.88 | 1.45 | 8.85 | 15.44 | 1.83 | 0.27 | 0.28 | 0.24 |
| Puerto Rico | 2.56 | 4.58 | 0.41 | 4.3 | 7.83 | 0.48 | 0.67 | 0.70 | 0.15 |
| Qatar | 1.27 | 2.87 | 0.48 | 1.3 | 3.52 | 0.47 | 0.01 | 0.21 | -0.04 |

| | | | | | | | | | |
|-------------------------------------|--------|--------|--------|--------|--------|--------|-------|-------|-------|
| Romania | 1.15 | 0.73 | 1.58 | 1.61 | 0.83 | 2.44 | 0.39 | 0.13 | 0.53 |
| Russia | 0.7 | 0.82 | 0.55 | 1.03 | 1.09 | 0.95 | 0.46 | 0.32 | 0.71 |
| Rwanda | 0.59 | 0.66 | 0.51 | 0.56 | 0.63 | 0.49 | -0.04 | -0.05 | -0.04 |
| Saint Lucia | 2.09 | 3.59 | 0.53 | 2.83 | 4.99 | 0.59 | 0.38 | 0.40 | 0.13 |
| Saint Vincent and the Grenadines | 1.83 | 3.15 | 0.5 | 2.17 | 4.01 | 0.37 | 0.19 | 0.27 | -0.26 |
| Samoa | 6.36 | 9.85 | 3.13 | 9.81 | 15.47 | 4.51 | 0.53 | 0.56 | 0.43 |
| Sao Tome and Principe | 0.88 | 0.97 | 0.78 | 0.83 | 0.93 | 0.73 | -0.05 | -0.04 | -0.06 |
| Saudi Arabia | 1.82 | 3.64 | 0.4 | 2.49 | 5.07 | 0.5 | 0.34 | 0.37 | 0.24 |
| Senegal | 0.64 | 0.73 | 0.56 | 0.69 | 0.8 | 0.58 | 0.08 | 0.10 | 0.05 |
| Serbia | 0.47 | 0.3 | 0.65 | 0.59 | 0.33 | 0.87 | 0.24 | 0.08 | 0.33 |
| Seychelles | 0.88 | 0.95 | 0.8 | 0.99 | 1.09 | 0.9 | 0.13 | 0.14 | 0.12 |
| Sierra Leone | 0.68 | 0.75 | 0.61 | 0.7 | 0.79 | 0.6 | 0.04 | 0.07 | 0.00 |
| Singapore | 1.69 | 2.11 | 1.29 | 1.94 | 2.28 | 1.59 | 0.12 | 0.06 | 0.20 |
| Slovakia | 0.63 | 0.45 | 0.81 | 0.69 | 0.41 | 0.99 | 0.09 | -0.10 | 0.20 |
| Slovenia | 0.69 | 0.44 | 0.97 | 0.81 | 0.33 | 1.29 | 0.15 | -0.26 | 0.32 |
| Solomon Islands | 3.59 | 4.97 | 2.28 | 4.62 | 6.61 | 2.69 | 0.29 | 0.33 | 0.18 |
| Somalia | 0.7 | 0.76 | 0.64 | 0.64 | 0.7 | 0.59 | -0.08 | -0.09 | -0.08 |
| South Africa | 0.56 | 0.61 | 0.51 | 0.6 | 0.65 | 0.54 | 0.06 | 0.06 | 0.06 |
| South Korea | 1.42 | 1.79 | 1.06 | 1.56 | 1.93 | 1.18 | 0.06 | 0.05 | 0.07 |
| South Sudan | 0.65 | 0.72 | 0.58 | 0.67 | 0.73 | 0.6 | 0.03 | 0.02 | 0.04 |
| Spain | 8.48 | 15.06 | 1.63 | 11.48 | 20.69 | 2.04 | 0.34 | 0.36 | 0.24 |
| Sri Lanka | 0.73 | 0.78 | 0.68 | 0.96 | 0.96 | 0.97 | 0.33 | 0.23 | 0.45 |
| Sudan | 1.66 | 2.95 | 0.38 | 2.06 | 3.73 | 0.4 | 0.24 | 0.26 | 0.04 |
| Suriname | 1.43 | 2.63 | 0.28 | 2.12 | 3.91 | 0.33 | 0.47 | 0.48 | 0.20 |
| Swaziland | 0.37 | 0.38 | 0.35 | 0.48 | 0.49 | 0.47 | 0.30 | 0.28 | 0.32 |
| Sweden | 6.55 | 11.14 | 1.84 | 6.75 | 11.47 | 2.02 | 0.02 | 0.02 | 0.08 |
| Switzerland | 7.06 | 12.52 | 1.35 | 7.26 | 12.59 | 1.82 | 0.02 | 0.00 | 0.33 |
| Syria | 1.62 | 2.98 | 0.31 | 2.88 | 5.47 | 0.35 | 0.76 | 0.82 | 0.13 |
| Taiwan | 0.89 | 0.58 | 1.17 | 1.5 | 1.28 | 1.72 | 0.72 | 1.21 | 0.51 |
| Tajikistan | 0.47 | 0.48 | 0.46 | 0.47 | 0.44 | 0.5 | -0.01 | -0.10 | 0.08 |
| Tanzania | 0.56 | 0.62 | 0.5 | 0.59 | 0.64 | 0.53 | 0.06 | 0.05 | 0.07 |
| Thailand | 0.77 | 0.87 | 0.68 | 1.15 | 1.18 | 1.13 | 0.49 | 0.35 | 0.68 |
| The Bahamas | 1.68 | 2.93 | 0.42 | 2.92 | 5.27 | 0.48 | 0.72 | 0.78 | 0.13 |
| The Gambia | 0.68 | 0.76 | 0.59 | 0.65 | 0.73 | 0.57 | -0.04 | -0.05 | -0.04 |
| Timor-Leste | 0.56 | 0.65 | 0.47 | 0.58 | 0.63 | 0.53 | 0.04 | -0.03 | 0.14 |
| Togo | 0.64 | 0.73 | 0.56 | 0.63 | 0.71 | 0.55 | -0.01 | -0.02 | 0.00 |
| Tonga | 6.92 | 10.46 | 3.46 | 10.38 | 16.17 | 4.63 | 0.50 | 0.54 | 0.33 |
| Trinidad and Tobago | 1.79 | 3.16 | 0.41 | 2.93 | 5.31 | 0.47 | 0.62 | 0.66 | 0.14 |
| Tunisia | 2.85 | 5.15 | 0.57 | 5.45 | 10.08 | 0.71 | 0.89 | 0.93 | 0.22 |
| Turkey | 3.59 | 6.64 | 0.46 | 5.04 | 9.48 | 0.44 | 0.39 | 0.42 | -0.05 |
| Turkmenistan | 0.47 | 0.5 | 0.44 | 0.59 | 0.59 | 0.6 | 0.27 | 0.18 | 0.36 |
| Uganda | 0.48 | 0.54 | 0.42 | 0.49 | 0.54 | 0.45 | 0.04 | 0.00 | 0.08 |
| Ukraine | 0.88 | 0.98 | 0.76 | 1.18 | 1.28 | 1.06 | 0.33 | 0.30 | 0.38 |
| United Arab Emirates | 1.38 | 2.88 | 0.6 | 1.37 | 3.23 | 0.7 | -0.02 | 0.11 | 0.15 |
| United Kingdom | 4.52 | 7.8 | 1.05 | 5.52 | 9.57 | 1.37 | 0.22 | 0.22 | 0.30 |
| United States | 3.16 | 3.27 | 3.05 | 3.32 | 3.26 | 3.39 | 0.04 | 0.00 | 0.10 |
| Uruguay | 11.63 | 21.53 | 1.13 | 14.84 | 27.34 | 1.45 | 0.27 | 0.26 | 0.27 |
| Uzbekistan | 0.45 | 0.49 | 0.41 | 0.59 | 0.6 | 0.58 | 0.30 | 0.21 | 0.40 |
| Vanuatu | 5.16 | 7.01 | 3.41 | 6.2 | 8.95 | 3.52 | 0.16 | 0.24 | -0.01 |
| Venezuela | -0.29 | 0.15 | -0.74 | 0.48 | 0.87 | 0.09 | -2.62 | 4.58 | -1.12 |
| Vietnam | 0.61 | 0.7 | 0.52 | 0.78 | 0.89 | 0.67 | 0.31 | 0.29 | 0.33 |
| Virgin Islands, U.S. | 1.86 | 3.18 | 0.46 | 4.45 | 7.9 | 0.65 | 1.36 | 1.45 | 0.42 |
| Yemen | 1.63 | 2.87 | 0.38 | 1.84 | 3.32 | 0.4 | 0.13 | 0.16 | 0.05 |
| Zambia | 0.5 | 0.57 | 0.43 | 0.6 | 0.66 | 0.55 | 0.22 | 0.17 | 0.30 |
| Zimbabwe | 0.3 | 0.26 | 0.34 | 0.32 | 0.27 | 0.36 | 0.07 | 0.07 | 0.07 |
| Hemorrhagic and other stroke | | | | | | | | | |
| Afghanistan | 197.61 | 228.18 | 168.5 | 208.76 | 242.28 | 177.29 | 0.06 | 0.06 | 0.06 |
| Albania | 214.25 | 234.30 | 195.16 | 348.01 | 368.74 | 326.95 | 0.61 | 0.56 | 0.67 |
| Algeria | 163.67 | 185.28 | 142.58 | 213.88 | 244.56 | 183.62 | 0.29 | 0.30 | 0.27 |
| American Samoa | 295.63 | 282.93 | 307.66 | 314.44 | 325.96 | 302.99 | 0.06 | 0.15 | -0.02 |
| Andorra | 148.34 | 151.54 | 144.96 | 182.5 | 182.46 | 182.54 | 0.22 | 0.20 | 0.24 |

| | | | | | | | | | |
|----------------------------------|--------|--------|--------|--------|--------|--------|-------|-------|-------|
| Angola | 162.62 | 187.89 | 136.72 | 162.75 | 189.51 | 135.64 | 0.01 | 0.02 | 0.00 |
| Antigua and Barbuda | 248.81 | 263.55 | 233.04 | 241.72 | 256.76 | 225.32 | -0.03 | -0.03 | -0.04 |
| Argentina | 189.59 | 202.01 | 176.69 | 185.11 | 194.79 | 175.02 | -0.03 | -0.04 | -0.01 |
| Armenia | 307.97 | 342.11 | 271.8 | 416.01 | 448.98 | 378.05 | 0.33 | 0.29 | 0.37 |
| Australia | 152.97 | 167.14 | 138.72 | 155.17 | 167.02 | 143.3 | 0.01 | -0.01 | 0.03 |
| Austria | 229.35 | 243.77 | 213.63 | 245.58 | 246.36 | 244.76 | 0.06 | 0.01 | 0.13 |
| Azerbaijan | 280.38 | 316.58 | 242.60 | 329.54 | 362.35 | 296.34 | 0.17 | 0.14 | 0.21 |
| Bahrain | 171.16 | 188.69 | 158.26 | 197.56 | 232.8 | 175.97 | 0.15 | 0.23 | 0.10 |
| Bangladesh | 261.64 | 256.11 | 266.91 | 294.71 | 284.41 | 304.82 | 0.14 | 0.12 | 0.16 |
| Barbados | 249.04 | 265.96 | 230.81 | 299.01 | 314.88 | 281.75 | 0.19 | 0.18 | 0.21 |
| Belarus | 425.95 | 494.37 | 348.46 | 521.96 | 589.63 | 443.47 | 0.21 | 0.18 | 0.26 |
| Belgium | 175.24 | 188.66 | 161.2 | 199.23 | 208.47 | 189.64 | 0.13 | 0.10 | 0.16 |
| Belize | 155.72 | 164.12 | 147.46 | 171.05 | 182.25 | 159.78 | 0.10 | 0.11 | 0.09 |
| Benin | 207.41 | 209.11 | 205.6 | 225.75 | 223.17 | 228.34 | 0.10 | 0.07 | 0.12 |
| Bermuda | 212.01 | 223.41 | 200.47 | 240.14 | 254.56 | 225.45 | 0.13 | 0.13 | 0.12 |
| Bhutan | 190.66 | 182.46 | 198.28 | 206.88 | 190.8 | 220.73 | 0.07 | 0.03 | 0.10 |
| Bolivia | 124.41 | 137.01 | 111.89 | 149.42 | 164.58 | 134.32 | 0.18 | 0.18 | 0.18 |
| Bosnia and Herzegovina | 294.87 | 346.64 | 243.04 | 418.55 | 469.34 | 367.29 | 0.40 | 0.34 | 0.49 |
| Botswana | 165.19 | 174.66 | 155.51 | 206.04 | 221.69 | 190.37 | 0.24 | 0.26 | 0.22 |
| Brazil | 134.25 | 137.38 | 131.06 | 135.11 | 136.03 | 134.15 | 0.00 | -0.02 | 0.01 |
| Brunei | 121.96 | 133.94 | 111.23 | 172.65 | 195.63 | 151.03 | 0.37 | 0.41 | 0.32 |
| Bulgaria | 458.74 | 488.32 | 428.32 | 538.22 | 585.57 | 488.52 | 0.17 | 0.19 | 0.13 |
| Burkina Faso | 196.52 | 201.23 | 191.58 | 175.76 | 180.89 | 170.56 | -0.10 | -0.10 | -0.10 |
| Burundi | 238.35 | 264.53 | 211.25 | 226.69 | 243.69 | 209.33 | -0.02 | -0.06 | 0.03 |
| Cambodia | 203.95 | 200.32 | 207.84 | 253.30 | 258.82 | 247.49 | 0.27 | 0.31 | 0.23 |
| Cameroon | 199.43 | 200.12 | 198.73 | 193.17 | 191.44 | 194.9 | -0.01 | -0.03 | 0.00 |
| Canada | 102.86 | 113.36 | 92.17 | 126.59 | 133.53 | 119.55 | 0.22 | 0.17 | 0.27 |
| Cape Verde | 269.94 | 275.81 | 263.45 | 303.01 | 313.02 | 292.72 | 0.12 | 0.13 | 0.11 |
| Central African Republic | 226.77 | 253.34 | 199.30 | 214.02 | 242.00 | 185.28 | -0.05 | -0.04 | -0.07 |
| Chad | 179.2 | 179.74 | 178.66 | 171.49 | 169.05 | 173.92 | -0.04 | -0.06 | -0.02 |
| Chile | 169.81 | 187.24 | 151.91 | 212.82 | 231.95 | 193.18 | 0.23 | 0.22 | 0.25 |
| China | 279.18 | 266.70 | 291.02 | 344.59 | 286.88 | 398.95 | 0.26 | 0.09 | 0.41 |
| Colombia | 72.11 | 77.87 | 66.27 | 91.44 | 97.13 | 85.58 | 0.26 | 0.24 | 0.28 |
| Comoros | 211.02 | 230.95 | 191.21 | 221.37 | 240.72 | 202.37 | 0.05 | 0.04 | 0.06 |
| Congo | 236.14 | 276.04 | 196.04 | 219.05 | 263.83 | 174.33 | -0.07 | -0.04 | -0.11 |
| Costa Rica | 59.68 | 62.98 | 56.44 | 81.49 | 84.89 | 78.1 | 0.35 | 0.33 | 0.37 |
| Cote d'Ivoire | 238.19 | 216.53 | 258.15 | 239.27 | 223.75 | 254.25 | 0.01 | 0.04 | 0.00 |
| Croatia | 419.57 | 483.40 | 351.75 | 506.11 | 560.09 | 448.18 | 0.20 | 0.15 | 0.26 |
| Cuba | 273.29 | 291.91 | 254.95 | 330.89 | 347.21 | 314.73 | 0.20 | 0.18 | 0.22 |
| Cyprus | 115.34 | 114.56 | 116.14 | 169.36 | 160.26 | 179.08 | 0.44 | 0.37 | 0.51 |
| Czech Republic | 349.23 | 396.43 | 299.20 | 322.79 | 363.82 | 280.45 | -0.08 | -0.09 | -0.07 |
| Democratic Republic of the Congo | 157.06 | 185.60 | 127.82 | 147.76 | 169.55 | 125.87 | -0.06 | -0.08 | -0.01 |
| Denmark | 200.2 | 206.89 | 193.31 | 208.97 | 209.1 | 208.84 | 0.04 | 0.01 | 0.07 |
| Djibouti | 188.81 | 203.84 | 173.95 | 265.53 | 287.87 | 243.39 | 0.40 | 0.41 | 0.39 |
| Dominica | 237.4 | 255.27 | 219.4 | 269.27 | 290.3 | 247.91 | 0.14 | 0.14 | 0.14 |
| Dominican Republic | 175.07 | 183.2 | 167.05 | 210.38 | 218.73 | 201.96 | 0.20 | 0.19 | 0.21 |
| Ecuador | 123.39 | 132.82 | 114.08 | 140.6 | 150.92 | 130.28 | 0.14 | 0.14 | 0.15 |
| Egypt | 173.44 | 185.90 | 161.06 | 206.47 | 218.79 | 194.40 | 0.19 | 0.17 | 0.21 |
| El Salvador | 57.39 | 60.65 | 53.98 | 67.91 | 72.48 | 62.73 | 0.19 | 0.19 | 0.17 |
| Equatorial Guinea | 207.41 | 240.13 | 176.11 | 216.56 | 239.08 | 195.15 | 0.05 | 0.00 | 0.11 |
| Eritrea | 172.81 | 192.03 | 153.35 | 197.84 | 223.38 | 172.39 | 0.15 | 0.17 | 0.13 |
| Estonia | 399.44 | 460.41 | 330.05 | 420.76 | 488.01 | 341.79 | 0.04 | 0.05 | 0.02 |
| Ethiopia | 202.17 | 218.91 | 185.32 | 264.02 | 292.64 | 235.3 | 0.32 | 0.35 | 0.28 |
| Federated States of Micronesia | 285.27 | 287.33 | 283.29 | 309.52 | 315.54 | 303.79 | 0.08 | 0.09 | 0.07 |
| Fiji | 315.57 | 321.90 | 309.44 | 367.09 | 383.87 | 350.87 | 0.15 | 0.19 | 0.12 |
| Finland | 193.9 | 208.75 | 178.15 | 233.64 | 237.53 | 229.62 | 0.19 | 0.13 | 0.27 |
| France | 151.28 | 157.18 | 145.05 | 184.7 | 187.79 | 181.41 | 0.21 | 0.19 | 0.24 |
| Gabon | 262.80 | 302.99 | 220.94 | 224.24 | 263.82 | 185.55 | -0.15 | -0.13 | -0.16 |
| Georgia | 490.07 | 528.53 | 447.64 | 565.82 | 583.08 | 546.95 | 0.15 | 0.10 | 0.21 |
| Germany | 176.5 | 190.73 | 161.21 | 215.02 | 210.59 | 219.6 | 0.21 | 0.10 | 0.34 |
| Ghana | 207.81 | 225.49 | 190.7 | 225.6 | 237.85 | 213.23 | 0.10 | 0.06 | 0.14 |

| | | | | | | | | | |
|--------------------------|--------|--------|--------|--------|--------|--------|-------|-------|-------|
| Greece | 180.33 | 182.11 | 178.51 | 225.05 | 223.65 | 226.53 | 0.24 | 0.22 | 0.26 |
| Greenland | 114.18 | 122.70 | 106.81 | 157.97 | 155.73 | 159.9 | 0.36 | 0.26 | 0.46 |
| Grenada | 252.11 | 277.23 | 226.34 | 261.17 | 281.56 | 240.90 | 0.05 | 0.03 | 0.09 |
| Guam | 316.91 | 325.11 | 309.74 | 448.75 | 457.99 | 439.77 | 0.43 | 0.41 | 0.44 |
| Guatemala | 53.9 | 56.53 | 51.23 | 58.87 | 62.99 | 54.57 | 0.12 | 0.13 | 0.09 |
| Guinea | 205.56 | 212.58 | 198.38 | 213.44 | 213.03 | 213.86 | 0.04 | 0.00 | 0.08 |
| Guinea-Bissau | 223.83 | 228.78 | 218.76 | 223.23 | 226.92 | 219.50 | 0.01 | 0.00 | 0.02 |
| Guyana | 217.67 | 229.80 | 205.15 | 288.02 | 306.84 | 269.38 | 0.33 | 0.34 | 0.32 |
| Haiti | 171.02 | 183.45 | 158.22 | 202.19 | 219.80 | 184.18 | 0.21 | 0.22 | 0.21 |
| Honduras | 72.35 | 77.38 | 67.35 | 78.74 | 78.36 | 79.12 | 0.09 | 0.01 | 0.18 |
| Hungary | 443.50 | 486.20 | 397.32 | 439.04 | 497.43 | 374.68 | -0.02 | 0.02 | -0.06 |
| Iceland | 110.73 | 111.82 | 109.66 | 129.8 | 126.65 | 133.03 | 0.16 | 0.12 | 0.19 |
| India | 200.71 | 190.00 | 210.68 | 225.6 | 199.86 | 249.51 | 0.12 | 0.05 | 0.19 |
| Indonesia | 283.02 | 266.12 | 299.77 | 339.54 | 324.21 | 354.65 | 0.22 | 0.23 | 0.20 |
| Iran | 146.81 | 154.41 | 139.49 | 188.88 | 204.93 | 173.07 | 0.27 | 0.30 | 0.22 |
| Iraq | 182.73 | 200.5 | 165.28 | 190.09 | 213.1 | 167.65 | 0.04 | 0.06 | 0.01 |
| Ireland | 143.44 | 149.63 | 137.2 | 153.42 | 151.87 | 155.02 | 0.06 | 0.01 | 0.12 |
| Israel | 107.37 | 107.35 | 107.39 | 115.39 | 113.37 | 117.45 | 0.07 | 0.05 | 0.08 |
| Italy | 173.72 | 182.85 | 164.03 | 192.15 | 192.81 | 191.44 | 0.10 | 0.05 | 0.15 |
| Jamaica | 225.06 | 240.60 | 209.12 | 236.9 | 248.9 | 224.81 | 0.04 | 0.02 | 0.06 |
| Japan | 275.79 | 278.61 | 272.87 | 314.12 | 291.51 | 337.92 | 0.12 | 0.03 | 0.20 |
| Jordan | 145.92 | 165.66 | 128.06 | 147.82 | 168.68 | 127.96 | 0.00 | 0.01 | -0.01 |
| Kazakhstan | 357.77 | 405.13 | 307.44 | 416.95 | 451.69 | 379.72 | 0.17 | 0.11 | 0.24 |
| Kenya | 136.28 | 142.71 | 129.81 | 142.96 | 145.16 | 140.75 | 0.05 | 0.02 | 0.09 |
| Kiribati | 324.67 | 320.00 | 329.44 | 365.70 | 349.92 | 381.89 | 0.13 | 0.10 | 0.17 |
| Kuwait | 148.47 | 152.7 | 144.77 | 175.59 | 190.35 | 164.07 | 0.17 | 0.23 | 0.12 |
| Kyrgyzstan | 329.57 | 366.67 | 290.87 | 329.95 | 347.28 | 312.25 | 0.00 | -0.05 | 0.07 |
| Laos | 221.84 | 217.25 | 226.44 | 252.08 | 249.39 | 254.81 | 0.15 | 0.16 | 0.15 |
| Latvia | 414.83 | 488.11 | 330.42 | 442.11 | 522.07 | 348.98 | 0.05 | 0.06 | 0.04 |
| Lebanon | 194.27 | 233.05 | 154.43 | 216.22 | 254.95 | 177.89 | 0.10 | 0.08 | 0.14 |
| Lesotho | 175.55 | 183.46 | 167.17 | 197.95 | 216.32 | 179.21 | 0.12 | 0.18 | 0.07 |
| Liberia | 188.44 | 187.37 | 189.52 | 213.47 | 215.44 | 211.53 | 0.14 | 0.15 | 0.12 |
| Libya | 139.51 | 153.68 | 126.82 | 207.06 | 234.5 | 179.95 | 0.47 | 0.51 | 0.41 |
| Lithuania | 364.29 | 439.02 | 281.13 | 494.44 | 590.44 | 382.8 | 0.34 | 0.33 | 0.34 |
| Luxembourg | 182.76 | 196.04 | 168.95 | 194.9 | 201.85 | 187.93 | 0.07 | 0.03 | 0.11 |
| Macedonia | 325.34 | 366.14 | 285.01 | 430.29 | 476.61 | 383.56 | 0.31 | 0.29 | 0.33 |
| Madagascar | 242.73 | 254.22 | 231.20 | 275.25 | 295.05 | 255.33 | 0.15 | 0.17 | 0.12 |
| Malawi | 174.87 | 196.3 | 152.69 | 209.96 | 233.8 | 186.02 | 0.22 | 0.21 | 0.24 |
| Malaysia | 197.35 | 189.9 | 204.57 | 242.18 | 232.21 | 252.34 | 0.22 | 0.22 | 0.23 |
| Maldives | 150.85 | 126.73 | 173.75 | 164.92 | 154.78 | 174.99 | 0.09 | 0.22 | 0.01 |
| Mali | 211.72 | 230.00 | 193.04 | 180.13 | 189.1 | 171.33 | -0.14 | -0.17 | -0.10 |
| Malta | 134.56 | 136.07 | 133 | 215.05 | 205.56 | 224.61 | 0.57 | 0.49 | 0.65 |
| Marshall Islands | 252.86 | 243.69 | 261.63 | 304.15 | 296.55 | 311.49 | 0.20 | 0.21 | 0.19 |
| Mauritania | 222.24 | 224.84 | 219.63 | 216.66 | 223.32 | 210.09 | -0.02 | 0.00 | -0.04 |
| Mauritius | 295.48 | 283.74 | 307.26 | 371.72 | 356.16 | 387.66 | 0.24 | 0.25 | 0.24 |
| Mexico | 55.77 | 60.67 | 50.81 | 55.95 | 55.66 | 56.24 | 0.00 | -0.09 | 0.10 |
| Moldova | 352.75 | 399.76 | 301.17 | 391.70 | 435.78 | 344.04 | 0.09 | 0.07 | 0.13 |
| Mongolia | 285.00 | 305.91 | 263.59 | 445.79 | 471.45 | 419.61 | 0.55 | 0.53 | 0.58 |
| Montenegro | 293.07 | 342.67 | 243.05 | 434.82 | 496.57 | 371.60 | 0.47 | 0.44 | 0.51 |
| Morocco | 153.16 | 175.37 | 130.88 | 196.42 | 227.23 | 164.9 | 0.27 | 0.28 | 0.25 |
| Mozambique | 213.43 | 228.98 | 196.47 | 272.09 | 296.82 | 246.22 | 0.28 | 0.30 | 0.26 |
| Myanmar | 280.59 | 258.50 | 303.58 | 348.15 | 328.34 | 368.86 | 0.27 | 0.29 | 0.25 |
| Namibia | 185.7 | 194.87 | 176.14 | 216.86 | 234.3 | 198.48 | 0.17 | 0.20 | 0.13 |
| Nepal | 197.81 | 192.84 | 202.85 | 235.04 | 222.01 | 248.89 | 0.20 | 0.16 | 0.24 |
| Netherlands | 151.2 | 162.09 | 140.07 | 181.97 | 183.93 | 179.98 | 0.19 | 0.13 | 0.27 |
| New Zealand | 162.01 | 177.98 | 145.56 | 190.98 | 204.79 | 176.64 | 0.16 | 0.13 | 0.19 |
| Nicaragua | 58.96 | 63.04 | 54.81 | 75.3 | 80.99 | 69.44 | 0.29 | 0.29 | 0.28 |
| Niger | 172.59 | 174.68 | 170.42 | 178.88 | 173.64 | 184.05 | 0.05 | 0.00 | 0.10 |
| Nigeria | 182.02 | 185.57 | 178.54 | 167.11 | 166.58 | 167.62 | -0.08 | -0.10 | -0.06 |
| North Korea | 271.54 | 296.39 | 245.23 | 364.60 | 375.37 | 353.34 | 0.35 | 0.27 | 0.45 |
| Northern Mariana Islands | 293.68 | 271.22 | 313.86 | 294.22 | 264.86 | 323.78 | 0.02 | -0.01 | 0.06 |

| | | | | | | | | | |
|----------------------------------|--------|--------|--------|--------|--------|--------|-------|-------|-------|
| Norway | 170.22 | 175.21 | 165.12 | 164.8 | 166.68 | 162.94 | -0.04 | -0.05 | -0.03 |
| Oman | 120.18 | 136.75 | 106.96 | 147.54 | 172.4 | 134.93 | 0.22 | 0.25 | 0.25 |
| Pakistan | 230.04 | 212.33 | 246.48 | 248.04 | 230.5 | 264.64 | 0.08 | 0.09 | 0.08 |
| Palestine | 134.84 | 152.48 | 117.64 | 158.42 | 178.89 | 138.51 | 0.16 | 0.16 | 0.16 |
| Panama | 76.68 | 77.41 | 75.96 | 99.08 | 100.14 | 98.04 | 0.32 | 0.31 | 0.32 |
| Papua New Guinea | 269.01 | 278.97 | 259.49 | 339.97 | 366.74 | 314.24 | 0.27 | 0.32 | 0.21 |
| Paraguay | 122.07 | 125.61 | 118.61 | 179.07 | 178.46 | 179.66 | 0.45 | 0.41 | 0.50 |
| Peru | 117.95 | 128.5 | 107.40 | 138.4 | 151.45 | 125.33 | 0.17 | 0.18 | 0.17 |
| Philippines | 185.79 | 173.92 | 197.41 | 252.22 | 243.55 | 260.73 | 0.37 | 0.41 | 0.33 |
| Poland | 310.01 | 351.79 | 266.07 | 361.92 | 412.41 | 307.59 | 0.16 | 0.16 | 0.14 |
| Portugal | 215.65 | 217.34 | 213.84 | 249.68 | 246.23 | 253.35 | 0.14 | 0.12 | 0.16 |
| Puerto Rico | 209.38 | 220.08 | 198.01 | 256.45 | 274.11 | 237.36 | 0.22 | 0.23 | 0.19 |
| Qatar | 140.99 | 147.81 | 137.62 | 141.93 | 165.15 | 133.24 | -0.01 | 0.10 | -0.04 |
| Romania | 412.59 | 462.47 | 361.27 | 495.22 | 550.59 | 436.28 | 0.19 | 0.18 | 0.20 |
| Russia | 422.94 | 495.96 | 340.01 | 531.85 | 593.53 | 459.40 | 0.25 | 0.19 | 0.34 |
| Rwanda | 201.71 | 220.08 | 182.68 | 219.71 | 249.17 | 187.67 | 0.09 | 0.14 | 0.03 |
| Saint Lucia | 242.95 | 258.43 | 227.00 | 263.39 | 280.61 | 245.51 | 0.10 | 0.09 | 0.10 |
| Saint Vincent and the Grenadines | 228.32 | 252.83 | 203.57 | 253.61 | 271.15 | 236.40 | 0.12 | 0.07 | 0.17 |
| Samoa | 328.01 | 337.41 | 319.36 | 353.89 | 365.55 | 342.94 | 0.07 | 0.08 | 0.07 |
| Sao Tome and Principe | 210.73 | 215.43 | 205.94 | 216.98 | 223.24 | 210.67 | 0.03 | 0.04 | 0.02 |
| Saudi Arabia | 117.84 | 125.2 | 112.06 | 143.1 | 140.25 | 145.28 | 0.19 | 0.10 | 0.27 |
| Senegal | 192.48 | 191.9 | 193.07 | 187.52 | 193.37 | 181.46 | -0.02 | 0.01 | -0.05 |
| Serbia | 371.04 | 422.49 | 318.21 | 460.18 | 516.35 | 401.26 | 0.23 | 0.21 | 0.25 |
| Seychelles | 254.31 | 237.45 | 271.25 | 274.56 | 260.85 | 287.9 | 0.07 | 0.09 | 0.05 |
| Sierra Leone | 220.8 | 211.57 | 230.21 | 236.3 | 238.15 | 234.42 | 0.09 | 0.14 | 0.04 |
| Singapore | 173.93 | 196.43 | 152.02 | 231.67 | 259.45 | 202.91 | 0.30 | 0.30 | 0.30 |
| Slovakia | 307.31 | 345.42 | 267.41 | 349.09 | 387.69 | 308.35 | 0.12 | 0.11 | 0.14 |
| Slovenia | 305.56 | 350.2 | 258.23 | 353.5 | 394.88 | 311.38 | 0.14 | 0.12 | 0.19 |
| Solomon Islands | 300.87 | 308.02 | 294.09 | 330.55 | 341.30 | 320.13 | 0.10 | 0.11 | 0.09 |
| Somalia | 202.12 | 223.19 | 180.66 | 212.18 | 233.90 | 190.25 | 0.05 | 0.05 | 0.05 |
| South Africa | 248.33 | 242.51 | 254.29 | 277.64 | 272.99 | 282.47 | 0.11 | 0.12 | 0.11 |
| South Korea | 241.89 | 272.76 | 211.15 | 346.92 | 382.21 | 311.2 | 0.39 | 0.36 | 0.42 |
| South Sudan | 208.91 | 230.91 | 186.71 | 240.46 | 266.26 | 214.73 | 0.15 | 0.15 | 0.15 |
| Spain | 166.76 | 175.5 | 157.64 | 198.61 | 208.64 | 188.31 | 0.18 | 0.18 | 0.18 |
| Sri Lanka | 192.08 | 181.72 | 202.24 | 308.76 | 304.29 | 313.56 | 0.63 | 0.69 | 0.58 |
| Sudan | 172.75 | 193.49 | 152.18 | 194.62 | 223.21 | 166.25 | 0.13 | 0.16 | 0.10 |
| Suriname | 220.91 | 233.97 | 208.26 | 268.76 | 281.94 | 255.64 | 0.21 | 0.20 | 0.23 |
| Swaziland | 146.61 | 151.95 | 140.65 | 180.48 | 196.33 | 164.3 | 0.23 | 0.29 | 0.16 |
| Sweden | 205.3 | 195.34 | 215.49 | 179.13 | 164.56 | 193.73 | -0.14 | -0.16 | -0.12 |
| Switzerland | 155.79 | 161.86 | 149.44 | 168.47 | 173.4 | 163.42 | 0.07 | 0.07 | 0.08 |
| Syria | 160.12 | 169.26 | 151.26 | 202.3 | 215.42 | 189.5 | 0.26 | 0.27 | 0.24 |
| Taiwan | 261.38 | 250.48 | 271.49 | 305.72 | 299.37 | 312.09 | 0.19 | 0.21 | 0.19 |
| Tajikistan | 237.58 | 269.03 | 205.76 | 214.92 | 235.18 | 195.13 | -0.10 | -0.13 | -0.05 |
| Tanzania | 179.75 | 197.84 | 161.33 | 202.88 | 220.93 | 184.6 | 0.15 | 0.13 | 0.17 |
| Thailand | 228.00 | 208.98 | 247.37 | 331.70 | 307.75 | 356.33 | 0.45 | 0.47 | 0.44 |
| The Bahamas | 216.23 | 230.73 | 201.53 | 261.65 | 279.9 | 242.62 | 0.20 | 0.20 | 0.19 |
| The Gambia | 189.51 | 180.89 | 198.02 | 193.94 | 185.3 | 202.75 | 0.03 | 0.03 | 0.03 |
| Timor-Leste | 174.71 | 171.15 | 178.18 | 215.7 | 216.7 | 214.73 | 0.25 | 0.28 | 0.22 |
| Togo | 190.5 | 190.9 | 190.1 | 193 | 189.35 | 196.72 | 0.02 | 0.00 | 0.05 |
| Tonga | 279.09 | 305.84 | 252.98 | 302.29 | 323 | 281.7 | 0.08 | 0.05 | 0.11 |
| Trinidad and Tobago | 218.8 | 228.54 | 208.99 | 271.34 | 279.27 | 263.20 | 0.23 | 0.21 | 0.25 |
| Tunisia | 184.15 | 193.95 | 174.46 | 242.3 | 260.14 | 224.05 | 0.30 | 0.32 | 0.27 |
| Turkey | 162.64 | 184.94 | 139.79 | 186.7 | 213.13 | 159.34 | 0.14 | 0.14 | 0.13 |
| Turkmenistan | 262.76 | 292.29 | 232.40 | 331.90 | 350.43 | 312.73 | 0.25 | 0.19 | 0.34 |
| Uganda | 182.44 | 201.62 | 163.01 | 177.65 | 192.55 | 162.73 | -0.01 | -0.03 | 0.02 |
| Ukraine | 463.30 | 534.69 | 380.22 | 525.38 | 591.03 | 447.84 | 0.13 | 0.10 | 0.17 |
| United Arab Emirates | 170.41 | 178.64 | 166.13 | 185.76 | 203.7 | 179.22 | 0.08 | 0.13 | 0.06 |
| United Kingdom | 301.77 | 334.19 | 267.47 | 304.22 | 330.92 | 276.84 | 0.00 | -0.01 | 0.03 |
| United States | 118.64 | 125.91 | 110.99 | 110.43 | 112.24 | 108.55 | -0.08 | -0.11 | -0.04 |
| Uruguay | 237.15 | 253.29 | 220.03 | 231.94 | 251.8 | 210.66 | -0.03 | -0.01 | -0.05 |
| Uzbekistan | 220.46 | 244.16 | 196.23 | 253.03 | 268.92 | 236.63 | 0.14 | 0.09 | 0.20 |

| | | | | | | | | | |
|-----------------------------------|--------|--------|--------|--------|--------|--------|-------|-------|-------|
| Vanuatu | 364.83 | 361.90 | 367.59 | 412.76 | 423.97 | 401.83 | 0.09 | 0.14 | 0.05 |
| Venezuela | 79.74 | 84.24 | 75.31 | 104.46 | 108.64 | 100.25 | 0.29 | 0.28 | 0.31 |
| Vietnam | 274.66 | 251.02 | 299.02 | 312.58 | 291.74 | 333.87 | 0.17 | 0.18 | 0.15 |
| Virgin Islands, U.S. | 203.31 | 214.38 | 191.58 | 304.07 | 313.37 | 293.84 | 0.48 | 0.45 | 0.51 |
| Yemen | 157.75 | 182.06 | 133.00 | 185.93 | 217.25 | 155.25 | 0.18 | 0.19 | 0.17 |
| Zambia | 184.04 | 205.57 | 162.15 | 227.56 | 245.66 | 209.41 | 0.25 | 0.21 | 0.31 |
| Zimbabwe | 156.85 | 161.32 | 152.34 | 136.04 | 146.4 | 125.38 | -0.13 | -0.09 | -0.17 |
| Hypertensive heart disease | | | | | | | | | |
| Afghanistan | 9.48 | 12.69 | 6.42 | 11.61 | 15.7 | 7.78 | 0.23 | 0.24 | 0.22 |
| Albania | 27.64 | 32.34 | 23.17 | 66.86 | 76.83 | 56.73 | 1.40 | 1.36 | 1.44 |
| Algeria | 30.45 | 41.63 | 19.55 | 54.21 | 71.73 | 36.93 | 0.75 | 0.70 | 0.86 |
| American Samoa | 30.57 | 32.31 | 28.93 | 28.43 | 33.02 | 23.86 | -0.07 | 0.02 | -0.18 |
| Andorra | 55.63 | 67.86 | 42.74 | 68.14 | 80.55 | 55.21 | 0.21 | 0.18 | 0.27 |
| Angola | 49.49 | 45.81 | 53.26 | 48.24 | 44.41 | 52.11 | -0.02 | -0.02 | -0.01 |
| Antigua and Barbuda | 128.61 | 143.1 | 113.11 | 144.36 | 156.58 | 131.03 | 0.12 | 0.09 | 0.16 |
| Argentina | 82.48 | 102.24 | 61.94 | 89.61 | 115.14 | 62.98 | 0.08 | 0.12 | 0.02 |
| Armenia | 27.69 | 33.3 | 21.74 | 58.17 | 69.22 | 45.44 | 1.07 | 1.05 | 1.06 |
| Australia | 45.24 | 49.28 | 41.17 | 60.78 | 62.2 | 59.35 | 0.33 | 0.25 | 0.43 |
| Austria | 62.28 | 81.39 | 41.46 | 69.58 | 85.22 | 53.16 | 0.11 | 0.04 | 0.26 |
| Azerbaijan | 18.38 | 23.26 | 13.29 | 32.29 | 37.86 | 26.66 | 0.74 | 0.61 | 0.99 |
| Bahrain | 13.78 | 19.14 | 9.84 | 17.15 | 26.92 | 11.17 | 0.24 | 0.40 | 0.13 |
| Bangladesh | 35.72 | 33.41 | 37.93 | 66.85 | 62.59 | 71.04 | 0.89 | 0.88 | 0.90 |
| Barbados | 142.31 | 165.94 | 116.84 | 214.78 | 236.02 | 191.7 | 0.50 | 0.41 | 0.62 |
| Belarus | 32.49 | 42.72 | 20.91 | 46.53 | 62.29 | 28.26 | 0.42 | 0.45 | 0.34 |
| Belgium | 37.07 | 48.61 | 25 | 41.73 | 53.16 | 29.84 | 0.12 | 0.09 | 0.18 |
| Belize | 61.18 | 60.96 | 61.39 | 65.22 | 63.48 | 66.98 | 0.07 | 0.04 | 0.10 |
| Benin | 55.85 | 52.96 | 58.92 | 53.51 | 49.29 | 57.75 | -0.03 | -0.06 | -0.01 |
| Bermuda | 82.29 | 87.83 | 76.67 | 118.91 | 130.37 | 107.23 | 0.44 | 0.47 | 0.39 |
| Bhutan | 37.62 | 35.55 | 39.53 | 64.62 | 60.1 | 68.51 | 0.70 | 0.67 | 0.71 |
| Bolivia | 9.94 | 12.1 | 7.8 | 20.33 | 24.01 | 16.66 | 1.01 | 0.95 | 1.10 |
| Bosnia and Herzegovina | 34.85 | 43.39 | 26.3 | 80.1 | 100.25 | 59.77 | 1.27 | 1.29 | 1.24 |
| Botswana | 32.69 | 30.86 | 34.56 | 51.9 | 45.91 | 57.89 | 0.58 | 0.48 | 0.66 |
| Brazil | 75.98 | 87.54 | 64.25 | 124.09 | 140.09 | 107.54 | 0.62 | 0.59 | 0.66 |
| Brunei | 22.92 | 23.14 | 22.73 | 31.82 | 33.84 | 29.91 | 0.35 | 0.41 | 0.28 |
| Bulgaria | 97.08 | 111.78 | 81.96 | 151.25 | 189.44 | 111.18 | 0.55 | 0.68 | 0.35 |
| Burkina Faso | 51.68 | 46.98 | 56.6 | 45.02 | 43 | 47.07 | -0.12 | -0.08 | -0.16 |
| Burundi | 44.14 | 40.86 | 47.53 | 42.71 | 37.2 | 48.34 | 0.00 | -0.07 | 0.06 |
| Cambodia | 20.3 | 24.03 | 16.29 | 30.35 | 36.57 | 23.83 | 0.53 | 0.54 | 0.51 |
| Cameroon | 45.86 | 41.52 | 50.25 | 49.47 | 44.26 | 54.68 | 0.10 | 0.08 | 0.11 |
| Canada | 56.77 | 67.18 | 46.19 | 83.68 | 96.45 | 70.74 | 0.46 | 0.43 | 0.51 |
| Cape Verde | 83.14 | 80.28 | 86.3 | 113.45 | 115.35 | 111.5 | 0.36 | 0.43 | 0.29 |
| Central African Republic | 72.11 | 67.55 | 76.83 | 70.27 | 67.66 | 72.94 | -0.02 | 0.00 | -0.05 |
| Chad | 57.67 | 50.79 | 64.66 | 51.05 | 44.34 | 57.75 | -0.11 | -0.13 | -0.10 |
| Chile | 47.21 | 58.02 | 36.12 | 83.6 | 104.25 | 62.39 | 0.74 | 0.77 | 0.70 |
| China | 56.66 | 60.93 | 52.61 | 125.47 | 132.2 | 119.13 | 1.26 | 1.20 | 1.33 |
| Colombia | 50.55 | 61.39 | 39.57 | 104.17 | 125.06 | 82.64 | 1.04 | 1.02 | 1.07 |
| Comoros | 53.47 | 49.34 | 57.57 | 54.56 | 49.31 | 59.72 | 0.02 | 0.00 | 0.04 |
| Congo | 66.06 | 58.21 | 73.94 | 69.73 | 62.53 | 76.92 | 0.06 | 0.08 | 0.04 |
| Costa Rica | 65.01 | 72.82 | 57.33 | 125.48 | 139.4 | 111.58 | 0.91 | 0.89 | 0.92 |
| Cote d'Ivoire | 50.36 | 38.26 | 61.51 | 55.05 | 39.46 | 70.1 | 0.10 | 0.04 | 0.15 |
| Croatia | 78.28 | 96.33 | 59.11 | 136.88 | 168.67 | 102.76 | 0.74 | 0.74 | 0.72 |
| Cuba | 116.93 | 116.98 | 116.88 | 202.19 | 207.7 | 196.73 | 0.71 | 0.76 | 0.67 |
| Cyprus | 40.63 | 43.52 | 37.67 | 42.46 | 47.03 | 37.57 | 0.02 | 0.06 | -0.03 |
| Czech Republic | 66.84 | 88.92 | 43.44 | 116.84 | 151.79 | 80.76 | 0.73 | 0.70 | 0.84 |
| Democratic Republic of the Congo | 61.25 | 58.51 | 64.06 | 61.9 | 57.26 | 66.56 | 0.01 | -0.02 | 0.04 |
| Denmark | 41.55 | 50.78 | 32.05 | 41.55 | 48.3 | 34.68 | -0.01 | -0.05 | 0.07 |
| Djibouti | 51.2 | 48.51 | 53.87 | 76.04 | 69.45 | 82.57 | 0.48 | 0.43 | 0.53 |
| Dominica | 119.81 | 122.95 | 116.64 | 179.42 | 190.4 | 168.27 | 0.51 | 0.55 | 0.46 |
| Dominican Republic | 63.7 | 59.79 | 67.56 | 101.42 | 101.48 | 101.36 | 0.59 | 0.69 | 0.50 |
| Ecuador | 38.39 | 43.59 | 33.25 | 68.47 | 77.51 | 59.43 | 0.79 | 0.78 | 0.79 |
| Egypt | 34.99 | 47.71 | 22.35 | 38.28 | 51.32 | 25.52 | 0.09 | 0.07 | 0.14 |

| | | | | | | | | | |
|--------------------------------|--------|--------|--------|--------|--------|--------|-------|-------|-------|
| El Salvador | 42.8 | 52.37 | 32.77 | 81.88 | 97.58 | 64.13 | 0.92 | 0.86 | 0.98 |
| Equatorial Guinea | 78.49 | 72.53 | 84.18 | 74.18 | 61.21 | 86.51 | -0.05 | -0.15 | 0.03 |
| Eritrea | 32.55 | 32.15 | 32.96 | 44.19 | 43.35 | 45.02 | 0.37 | 0.35 | 0.38 |
| Estonia | 48.58 | 66.01 | 28.76 | 81.18 | 109.63 | 47.77 | 0.65 | 0.65 | 0.64 |
| Ethiopia | 48.89 | 40.69 | 57.15 | 48.49 | 42.93 | 54.07 | 0.00 | 0.06 | -0.04 |
| Federated States of Micronesia | 21.68 | 24.71 | 18.77 | 29.02 | 34.61 | 23.7 | 0.33 | 0.39 | 0.25 |
| Fiji | 20.83 | 26.65 | 15.19 | 41.98 | 55.53 | 28.88 | 1.00 | 1.07 | 0.89 |
| Finland | 41.91 | 55.41 | 27.6 | 65.83 | 82.76 | 48.38 | 0.55 | 0.48 | 0.72 |
| France | 56.61 | 72.72 | 39.62 | 67.79 | 83.4 | 51.17 | 0.19 | 0.14 | 0.28 |
| Gabon | 120.34 | 113.28 | 127.68 | 111.67 | 106.98 | 116.25 | -0.07 | -0.06 | -0.09 |
| Georgia | 50.18 | 65.35 | 33.45 | 83.32 | 105.91 | 58.6 | 0.65 | 0.61 | 0.74 |
| Germany | 56.71 | 75.57 | 36.44 | 73.95 | 90.72 | 56.62 | 0.29 | 0.19 | 0.53 |
| Ghana | 39.3 | 33.39 | 45.01 | 56.33 | 50.98 | 61.73 | 0.45 | 0.54 | 0.40 |
| Greece | 51.13 | 58.8 | 43.27 | 69.75 | 82.86 | 55.98 | 0.35 | 0.40 | 0.28 |
| Greenland | 35.4 | 38.67 | 32.58 | 57.83 | 60.1 | 55.86 | 0.60 | 0.54 | 0.67 |
| Grenada | 100.22 | 113.8 | 86.28 | 109.16 | 125.25 | 93.17 | 0.11 | 0.11 | 0.10 |
| Guam | 43.12 | 52.06 | 35.31 | 82.95 | 96.41 | 69.87 | 0.94 | 0.86 | 1.01 |
| Guatemala | 29.62 | 35.71 | 23.43 | 45.36 | 56.2 | 34.04 | 0.56 | 0.60 | 0.49 |
| Guinea | 61.08 | 52.49 | 69.87 | 62.14 | 52.67 | 71.58 | 0.02 | 0.00 | 0.03 |
| Guinea-Bissau | 59.86 | 51.73 | 68.19 | 56.56 | 46.91 | 66.33 | -0.04 | -0.09 | -0.01 |
| Guyana | 67.7 | 68.25 | 67.14 | 85.55 | 90.7 | 80.46 | 0.27 | 0.33 | 0.21 |
| Haiti | 65.91 | 62.7 | 69.22 | 73.17 | 73.42 | 72.92 | 0.14 | 0.19 | 0.09 |
| Honduras | 44.08 | 46.97 | 41.21 | 58 | 62.06 | 53.95 | 0.32 | 0.32 | 0.32 |
| Hungary | 80.97 | 102.5 | 57.68 | 133.43 | 174.17 | 88.51 | 0.64 | 0.69 | 0.53 |
| Iceland | 31.67 | 34.67 | 28.69 | 37.74 | 40.78 | 34.64 | 0.18 | 0.17 | 0.19 |
| India | 42.15 | 44.59 | 39.89 | 69.88 | 75.74 | 64.43 | 0.66 | 0.70 | 0.62 |
| Indonesia | 31.14 | 35.88 | 26.43 | 46.79 | 54.77 | 38.93 | 0.52 | 0.54 | 0.50 |
| Iran | 31.54 | 41.07 | 22.36 | 41.47 | 53.6 | 29.52 | 0.29 | 0.28 | 0.30 |
| Iraq | 25.45 | 33.31 | 17.74 | 23.3 | 31.41 | 15.39 | -0.09 | -0.06 | -0.13 |
| Ireland | 27.1 | 32.58 | 21.58 | 29.2 | 34.25 | 24.01 | 0.07 | 0.04 | 0.10 |
| Israel | 25.1 | 27.6 | 22.59 | 34.52 | 41.15 | 27.77 | 0.37 | 0.48 | 0.22 |
| Italy | 78.84 | 94.23 | 62.5 | 93.2 | 113.76 | 71.34 | 0.17 | 0.20 | 0.13 |
| Jamaica | 149.24 | 150.78 | 147.66 | 193.99 | 191.66 | 196.34 | 0.29 | 0.26 | 0.31 |
| Japan | 108.33 | 140.8 | 74.7 | 209.58 | 275.04 | 140.64 | 0.89 | 0.93 | 0.83 |
| Jordan | 33.1 | 42.5 | 24.6 | 40.14 | 53.8 | 27.14 | 0.20 | 0.25 | 0.09 |
| Kazakhstan | 37.63 | 50.66 | 23.78 | 47.1 | 60.15 | 33.11 | 0.25 | 0.19 | 0.39 |
| Kenya | 59.9 | 54.87 | 64.97 | 65.6 | 62.62 | 68.59 | 0.10 | 0.15 | 0.06 |
| Kiribati | 18.49 | 22.18 | 14.73 | 20.42 | 25.25 | 15.47 | 0.11 | 0.14 | 0.06 |
| Kuwait | 25.08 | 30.35 | 20.47 | 32.76 | 43.79 | 24.15 | 0.29 | 0.42 | 0.16 |
| Kyrgyzstan | 26.92 | 33.34 | 20.22 | 26.62 | 30.64 | 22.51 | -0.01 | -0.08 | 0.11 |
| Laos | 23.91 | 27.84 | 19.98 | 26.17 | 30.42 | 21.89 | 0.11 | 0.11 | 0.12 |
| Latvia | 31.16 | 42.37 | 18.25 | 49 | 67.07 | 27.96 | 0.56 | 0.57 | 0.51 |
| Lebanon | 33.04 | 45.84 | 19.89 | 48.83 | 67.49 | 30.36 | 0.46 | 0.46 | 0.51 |
| Lesotho | 47.31 | 42.79 | 52.09 | 48.78 | 47.83 | 49.75 | 0.03 | 0.12 | -0.05 |
| Liberia | 50.82 | 39.89 | 61.82 | 53.88 | 44.39 | 63.22 | 0.06 | 0.12 | 0.03 |
| Libya | 24.69 | 33.23 | 17.04 | 30.41 | 41.67 | 19.27 | 0.22 | 0.24 | 0.13 |
| Lithuania | 35.47 | 46.5 | 23.2 | 62.71 | 84.4 | 37.48 | 0.75 | 0.80 | 0.59 |
| Luxembourg | 44.06 | 58.78 | 28.75 | 39.77 | 52.59 | 26.91 | -0.10 | -0.10 | -0.07 |
| Macedonia | 50.9 | 56.63 | 45.23 | 91.56 | 109.27 | 73.69 | 0.78 | 0.91 | 0.61 |
| Madagascar | 54.59 | 43.77 | 65.44 | 52.91 | 46.51 | 59.34 | -0.02 | 0.07 | -0.08 |
| Malawi | 42.01 | 37.85 | 46.32 | 48.85 | 45.08 | 52.64 | 0.18 | 0.21 | 0.16 |
| Malaysia | 24.38 | 26.87 | 21.96 | 39.17 | 41.57 | 36.73 | 0.60 | 0.54 | 0.67 |
| Maldives | 17.18 | 15.37 | 18.9 | 35.71 | 36.23 | 35.2 | 1.08 | 1.35 | 0.87 |
| Mali | 62.33 | 50.95 | 73.95 | 50.4 | 42.67 | 57.99 | -0.18 | -0.15 | -0.20 |
| Malta | 28.43 | 33.03 | 23.67 | 42.65 | 51.49 | 33.74 | 0.47 | 0.53 | 0.39 |
| Marshall Islands | 17.43 | 20.75 | 14.25 | 24.25 | 29.33 | 19.35 | 0.39 | 0.41 | 0.35 |
| Mauritania | 55.35 | 47.36 | 63.39 | 66.52 | 57.6 | 75.33 | 0.21 | 0.22 | 0.20 |
| Mauritius | 39.33 | 49.4 | 29.22 | 89.6 | 106.53 | 72.25 | 1.25 | 1.14 | 1.43 |
| Mexico | 45.1 | 55.5 | 34.6 | 77.49 | 93.19 | 61.64 | 0.71 | 0.67 | 0.77 |
| Moldova | 26.35 | 32.44 | 19.67 | 38.99 | 48.54 | 28.66 | 0.46 | 0.48 | 0.44 |
| Mongolia | 18.27 | 16.69 | 19.88 | 20.45 | 20.16 | 20.74 | 0.11 | 0.20 | 0.04 |

| | | | | | | | | | |
|----------------------------------|--------|--------|--------|--------|--------|--------|-------|-------|-------|
| Montenegro | 48.46 | 63.09 | 33.7 | 62.23 | 75.59 | 48.55 | 0.27 | 0.19 | 0.42 |
| Morocco | 33.54 | 44.85 | 22.18 | 55.16 | 72.25 | 37.67 | 0.63 | 0.60 | 0.68 |
| Mozambique | 38.59 | 35.63 | 41.82 | 38.52 | 36.05 | 41.1 | 0.00 | 0.02 | -0.01 |
| Myanmar | 34.84 | 44.81 | 24.46 | 52.68 | 68.43 | 36.21 | 0.55 | 0.55 | 0.53 |
| Namibia | 42.94 | 38.35 | 47.73 | 45.05 | 41.02 | 49.3 | 0.05 | 0.07 | 0.04 |
| Nepal | 38.01 | 41.45 | 34.52 | 57.48 | 57.46 | 57.49 | 0.52 | 0.39 | 0.69 |
| Netherlands | 29.4 | 39.47 | 19.09 | 39.42 | 48.69 | 29.99 | 0.33 | 0.23 | 0.55 |
| New Zealand | 32.87 | 42.51 | 22.93 | 41.49 | 49.7 | 32.96 | 0.24 | 0.15 | 0.41 |
| Nicaragua | 42.65 | 52.12 | 33.04 | 82.11 | 96.88 | 66.92 | 0.94 | 0.87 | 1.05 |
| Niger | 42.55 | 35.17 | 50.18 | 48.53 | 38.78 | 58.12 | 0.15 | 0.11 | 0.18 |
| Nigeria | 62.27 | 54.07 | 70.3 | 70.05 | 59.45 | 80.26 | 0.13 | 0.10 | 0.14 |
| North Korea | 61.62 | 81.11 | 40.98 | 113.96 | 149.51 | 76.8 | 0.86 | 0.85 | 0.89 |
| Northern Mariana Islands | 18.46 | 21.38 | 15.84 | 16.88 | 18.18 | 15.58 | -0.07 | -0.14 | 0.01 |
| Norway | 40.91 | 49.8 | 31.83 | 39.26 | 47.28 | 31.33 | -0.05 | -0.05 | -0.03 |
| Oman | 27.77 | 39.29 | 18.57 | 22.72 | 37 | 15.48 | -0.18 | -0.06 | -0.17 |
| Pakistan | 43.99 | 41.43 | 46.36 | 52.7 | 52.97 | 52.44 | 0.20 | 0.28 | 0.14 |
| Palestine | 13.42 | 17.46 | 9.49 | 16.97 | 22.17 | 11.91 | 0.25 | 0.26 | 0.24 |
| Panama | 53.55 | 60.51 | 46.74 | 91.74 | 104.45 | 79.1 | 0.74 | 0.75 | 0.73 |
| Papua New Guinea | 13.81 | 16.22 | 11.51 | 16.05 | 18.77 | 13.43 | 0.16 | 0.16 | 0.17 |
| Paraguay | 98.62 | 98.86 | 98.38 | 136.49 | 137.6 | 135.41 | 0.37 | 0.38 | 0.36 |
| Peru | 24.41 | 29.25 | 19.56 | 51.33 | 61.75 | 40.9 | 1.11 | 1.11 | 1.10 |
| Philippines | 36.19 | 42.52 | 29.99 | 49.67 | 59.63 | 39.89 | 0.38 | 0.41 | 0.34 |
| Poland | 59.45 | 78.46 | 39.46 | 109.76 | 146.46 | 70.27 | 0.83 | 0.85 | 0.76 |
| Portugal | 45.41 | 55.44 | 34.62 | 55.12 | 68.79 | 40.55 | 0.20 | 0.23 | 0.15 |
| Puerto Rico | 147.02 | 153.42 | 140.22 | 223.32 | 248.88 | 195.71 | 0.51 | 0.61 | 0.39 |
| Qatar | 13.42 | 18.82 | 10.76 | 14.63 | 24.05 | 11.11 | 0.08 | 0.26 | 0.02 |
| Romania | 70.64 | 87.66 | 53.13 | 131.87 | 169.96 | 91.33 | 0.85 | 0.93 | 0.71 |
| Russia | 30.3 | 44.19 | 14.53 | 43.27 | 60.28 | 23.29 | 0.42 | 0.36 | 0.59 |
| Rwanda | 39.44 | 36.78 | 42.18 | 52.43 | 51.28 | 53.68 | 0.34 | 0.40 | 0.28 |
| Saint Lucia | 111.78 | 115.61 | 107.83 | 158.45 | 165.49 | 151.15 | 0.44 | 0.44 | 0.43 |
| Saint Vincent and the Grenadines | 93.7 | 101.22 | 86.11 | 136.89 | 140.82 | 133.03 | 0.47 | 0.39 | 0.56 |
| Samoa | 26.23 | 30.62 | 22.18 | 41.35 | 49.31 | 33.87 | 0.57 | 0.60 | 0.52 |
| Sao Tome and Principe | 82.16 | 71.1 | 93.43 | 70.94 | 63.65 | 78.28 | -0.14 | -0.10 | -0.16 |
| Saudi Arabia | 11.51 | 19.14 | 5.5 | 16.52 | 27.52 | 8.07 | 0.41 | 0.41 | 0.44 |
| Senegal | 58.19 | 47.31 | 69.17 | 62.45 | 52.98 | 72.27 | 0.08 | 0.12 | 0.06 |
| Serbia | 49.05 | 57.55 | 40.33 | 83.13 | 99.95 | 65.49 | 0.68 | 0.72 | 0.61 |
| Seychelles | 85.16 | 110.95 | 59.25 | 114.74 | 148.86 | 81.53 | 0.34 | 0.34 | 0.37 |
| Sierra Leone | 50.88 | 38.57 | 63.45 | 46.89 | 37.21 | 56.77 | -0.06 | -0.02 | -0.08 |
| Singapore | 54.38 | 63.09 | 45.89 | 114.36 | 131.71 | 96.4 | 1.06 | 1.05 | 1.05 |
| Slovakia | 53.16 | 67.78 | 37.86 | 85.34 | 112.87 | 56.3 | 0.59 | 0.65 | 0.47 |
| Slovenia | 78.66 | 102.5 | 53.38 | 156.14 | 198.62 | 112.89 | 0.96 | 0.92 | 1.08 |
| Solomon Islands | 16.3 | 16.18 | 16.42 | 20.25 | 21.69 | 18.86 | 0.24 | 0.34 | 0.15 |
| Somalia | 49.97 | 43.59 | 56.45 | 44.5 | 39.11 | 49.93 | -0.11 | -0.10 | -0.11 |
| South Africa | 65.74 | 64.3 | 67.22 | 79.44 | 81.63 | 77.17 | 0.20 | 0.26 | 0.14 |
| South Korea | 60.94 | 77.63 | 44.33 | 117.57 | 147.64 | 87.14 | 0.87 | 0.85 | 0.90 |
| South Sudan | 47.79 | 41.23 | 54.42 | 56.2 | 48.89 | 63.49 | 0.18 | 0.19 | 0.17 |
| Spain | 49.15 | 63.03 | 34.68 | 59.46 | 76.25 | 42.23 | 0.20 | 0.20 | 0.20 |
| Sri Lanka | 46.77 | 52.51 | 41.14 | 68.78 | 81.99 | 54.58 | 0.49 | 0.58 | 0.35 |
| Sudan | 18.27 | 25.04 | 11.57 | 20.29 | 27.71 | 12.93 | 0.11 | 0.11 | 0.12 |
| Suriname | 76.17 | 82.78 | 69.78 | 112.58 | 126.91 | 98.31 | 0.47 | 0.53 | 0.41 |
| Swaziland | 33.31 | 28.96 | 38.16 | 43.61 | 39.24 | 48.06 | 0.31 | 0.35 | 0.25 |
| Sweden | 35.21 | 43.54 | 26.69 | 35.76 | 44.46 | 27.05 | 0.00 | 0.02 | 0.00 |
| Switzerland | 51.38 | 62.83 | 39.39 | 56.14 | 66.54 | 45.5 | 0.09 | 0.06 | 0.14 |
| Syria | 16.21 | 21.54 | 11.05 | 20.08 | 27.72 | 12.63 | 0.23 | 0.28 | 0.13 |
| Taiwan | 90.72 | 87.76 | 93.47 | 223.03 | 225.82 | 220.24 | 1.51 | 1.60 | 1.43 |
| Tajikistan | 22.57 | 25.66 | 19.45 | 23.33 | 22.92 | 23.73 | 0.03 | -0.11 | 0.22 |
| Tanzania | 44.5 | 39.92 | 49.15 | 51.99 | 44.38 | 59.68 | 0.19 | 0.13 | 0.24 |
| Thailand | 33.21 | 39.17 | 27.14 | 63.31 | 74.87 | 51.42 | 0.90 | 0.90 | 0.90 |
| The Bahamas | 91.26 | 101.13 | 81.25 | 173 | 190.79 | 154.44 | 0.87 | 0.86 | 0.88 |
| The Gambia | 48.74 | 35.2 | 62.08 | 48.66 | 36.74 | 60.81 | 0.00 | 0.04 | -0.02 |
| Timor-Leste | 17.21 | 18.65 | 15.8 | 31.71 | 35.48 | 28.06 | 0.86 | 0.92 | 0.79 |

| | | | | | | | | | |
|-------------------------------|----------|----------|----------|----------|----------|----------|-------|-------|-------|
| Togo | 52.28 | 46.63 | 58.07 | 53.2 | 46.61 | 59.93 | 0.03 | 0.01 | 0.05 |
| Tonga | 25.67 | 31.12 | 20.35 | 37.82 | 48.54 | 27.16 | 0.47 | 0.56 | 0.33 |
| Trinidad and Tobago | 84.66 | 88.68 | 80.6 | 146.16 | 156.39 | 135.66 | 0.71 | 0.74 | 0.67 |
| Tunisia | 34.47 | 46.53 | 22.56 | 54.63 | 75.37 | 33.39 | 0.56 | 0.60 | 0.46 |
| Turkey | 34.6 | 46.89 | 22.02 | 55.92 | 77.12 | 33.98 | 0.61 | 0.63 | 0.53 |
| Turkmenistan | 20.55 | 24.07 | 16.92 | 25.6 | 28.36 | 22.74 | 0.24 | 0.17 | 0.33 |
| Uganda | 46.95 | 41.58 | 52.38 | 44.21 | 39.99 | 48.43 | -0.04 | -0.03 | -0.06 |
| Ukraine | 33.28 | 45.02 | 19.62 | 46.08 | 61.21 | 28.2 | 0.38 | 0.35 | 0.43 |
| United Arab Emirates | 11.83 | 17.32 | 8.97 | 15.28 | 21.76 | 12.91 | 0.28 | 0.24 | 0.42 |
| United Kingdom | 27.8 | 35.67 | 19.47 | 31.14 | 37.45 | 24.67 | 0.12 | 0.05 | 0.26 |
| United States | 127.07 | 154.73 | 97.97 | 142 | 165.83 | 117.37 | 0.11 | 0.07 | 0.18 |
| Uruguay | 85.36 | 93.31 | 76.92 | 102.33 | 120.01 | 83.39 | 0.19 | 0.28 | 0.08 |
| Uzbekistan | 33.47 | 40.55 | 26.23 | 44.52 | 51.05 | 37.78 | 0.32 | 0.25 | 0.43 |
| Vanuatu | 21.42 | 21.74 | 21.12 | 26.86 | 30.64 | 23.17 | 0.21 | 0.37 | 0.05 |
| Venezuela | 37.03 | 49.63 | 24.63 | 93.21 | 116.19 | 70.02 | 1.49 | 1.32 | 1.80 |
| Vietnam | 60.16 | 77.66 | 42.11 | 101.45 | 132.93 | 69.29 | 0.73 | 0.74 | 0.70 |
| Virgin Islands, U.S. | 96.62 | 97.59 | 95.6 | 251.98 | 247.95 | 256.4 | 1.58 | 1.51 | 1.65 |
| Yemen | 13.8 | 19.08 | 8.43 | 14.37 | 18.93 | 9.91 | 0.04 | -0.01 | 0.17 |
| Zambia | 44 | 39.71 | 48.36 | 42.35 | 39.25 | 45.45 | -0.03 | 0.00 | -0.05 |
| Zimbabwe | 33.18 | 25.87 | 40.55 | 40.18 | 31.85 | 48.75 | 0.21 | 0.23 | 0.21 |
| Ischemic heart disease | | | | | | | | | |
| Afghanistan | 766.34 | 682.08 | 846.56 | 936.34 | 844.57 | 1,022.50 | 0.23 | 0.24 | 0.21 |
| Albania | 1,479.22 | 1,022.39 | 1,914.29 | 2,647.10 | 1,847.77 | 3,459.31 | 0.78 | 0.79 | 0.80 |
| Algeria | 608.14 | 536.18 | 678.33 | 1,214.44 | 1,040.21 | 1,386.27 | 0.97 | 0.91 | 1.01 |
| American Samoa | 441.24 | 395.52 | 484.50 | 564.38 | 533.64 | 594.96 | 0.27 | 0.35 | 0.22 |
| Andorra | 2,055.77 | 1,804.56 | 2,320.64 | 2,282.69 | 1,830.88 | 2,753.47 | 0.10 | 0.01 | 0.17 |
| Angola | 226.16 | 200.60 | 252.35 | 210.95 | 189.88 | 232.30 | -0.06 | -0.05 | -0.07 |
| Antigua and Barbuda | 1,146.08 | 1,070.28 | 1,227.16 | 1,261.34 | 1,137.25 | 1,396.67 | 0.10 | 0.06 | 0.14 |
| Argentina | 713.52 | 468.30 | 968.40 | 733.67 | 519.20 | 957.48 | 0.03 | 0.11 | -0.01 |
| Armenia | 2,301.45 | 2,263.47 | 2,341.71 | 3,641.92 | 3,525.29 | 3,776.25 | 0.56 | 0.54 | 0.59 |
| Australia | 1,438.97 | 1,123.35 | 1,756.30 | 1,207.58 | 940.17 | 1,475.68 | -0.17 | -0.17 | -0.17 |
| Austria | 2,257.72 | 2,041.83 | 2,492.95 | 2,264.05 | 1,778.41 | 2,773.81 | -0.01 | -0.13 | 0.10 |
| Azerbaijan | 1,696.51 | 1,713.02 | 1,679.28 | 2,258.05 | 2,130.11 | 2,387.50 | 0.32 | 0.23 | 0.41 |
| Bahrain | 844.64 | 684.27 | 962.59 | 1,396.54 | 1,164.52 | 1,538.62 | 0.64 | 0.69 | 0.59 |
| Bangladesh | 727.92 | 603.99 | 846.34 | 1,152.40 | 948.37 | 1,352.50 | 0.60 | 0.58 | 0.62 |
| Barbados | 1,382.91 | 1,362.06 | 1,405.39 | 2,053.91 | 1,892.04 | 2,229.84 | 0.47 | 0.38 | 0.57 |
| Belarus | 4,111.24 | 3,667.80 | 4,613.49 | 5,629.90 | 4,783.68 | 6,611.53 | 0.36 | 0.29 | 0.42 |
| Belgium | 2,376.29 | 2,024.01 | 2,744.90 | 2,366.18 | 1,875.27 | 2,876.45 | -0.01 | -0.08 | 0.03 |
| Belize | 586.84 | 501.50 | 670.75 | 655.95 | 547.27 | 765.28 | 0.12 | 0.09 | 0.15 |
| Benin | 549.03 | 415.98 | 690.59 | 683.37 | 485.72 | 881.79 | 0.25 | 0.17 | 0.29 |
| Bermuda | 1,023.60 | 905.58 | 1,143.11 | 1,390.71 | 1,266.34 | 1,517.47 | 0.35 | 0.39 | 0.32 |
| Bhutan | 630.02 | 505.23 | 745.97 | 1,038.01 | 826.73 | 1,219.91 | 0.63 | 0.62 | 0.62 |
| Bolivia | 402.59 | 341.11 | 463.65 | 635.47 | 540.34 | 730.25 | 0.55 | 0.56 | 0.55 |
| Bosnia and Herzegovina | 2,022.16 | 1,620.91 | 2,423.85 | 3,750.04 | 2,876.96 | 4,631.21 | 0.83 | 0.76 | 0.88 |
| Botswana | 568.26 | 465.25 | 673.73 | 649.91 | 498.09 | 801.87 | 0.14 | 0.07 | 0.18 |
| Brazil | 973.28 | 782.38 | 1,167.20 | 1,627.34 | 1,308.27 | 1,957.08 | 0.66 | 0.66 | 0.66 |
| Brunei | 289.96 | 226.67 | 346.61 | 446.79 | 356.28 | 531.97 | 0.49 | 0.52 | 0.49 |
| Bulgaria | 3,808.60 | 2,888.47 | 4,754.63 | 4,585.86 | 3,760.82 | 5,451.73 | 0.20 | 0.29 | 0.14 |
| Burkina Faso | 706.36 | 489.12 | 933.71 | 667.91 | 471.57 | 866.81 | -0.05 | -0.03 | -0.06 |
| Burundi | 755.45 | 635.39 | 879.72 | 669.23 | 518.94 | 822.79 | -0.08 | -0.16 | -0.03 |
| Cambodia | 442.80 | 387.53 | 502.01 | 641.32 | 596.20 | 688.71 | 0.48 | 0.56 | 0.41 |
| Cameroon | 549.89 | 382.2 | 719.69 | 564.25 | 393.42 | 734.98 | 0.04 | 0.04 | 0.04 |
| Canada | 1,667.19 | 1,326.07 | 2,014.17 | 1,509.83 | 1,289.50 | 1,733.25 | -0.10 | -0.03 | -0.15 |
| Cape Verde | 583.51 | 451.5 | 729.49 | 827.54 | 684.21 | 974.72 | 0.41 | 0.50 | 0.33 |
| Central African Republic | 276.89 | 243.72 | 311.18 | 251.14 | 221.94 | 281.12 | -0.09 | -0.09 | -0.09 |
| Chad | 590.86 | 435.78 | 748.2 | 541.03 | 402.42 | 679.32 | -0.08 | -0.07 | -0.09 |
| Chile | 511.26 | 360.18 | 666.43 | 768.78 | 548.28 | 995.18 | 0.48 | 0.50 | 0.47 |
| China | 663.10 | 565.65 | 755.54 | 1,416.36 | 1,191.44 | 1,628.22 | 1.18 | 1.13 | 1.21 |
| Colombia | 805.77 | 816.90 | 794.49 | 1,244.51 | 1,222.07 | 1,267.63 | 0.53 | 0.49 | 0.58 |
| Comoros | 633.61 | 486.49 | 779.79 | 606.74 | 447.95 | 762.66 | -0.04 | -0.08 | -0.02 |
| Congo | 319.40 | 282.23 | 356.76 | 285.19 | 252.65 | 317.69 | -0.10 | -0.10 | -0.11 |

| | | | | | | | | | |
|----------------------------------|----------|----------|----------|----------|----------|----------|-------|-------|-------|
| Costa Rica | 846.03 | 811.78 | 879.74 | 1,512.68 | 1424.06 | 1,601.18 | 0.77 | 0.73 | 0.80 |
| Cote d'Ivoire | 511.09 | 320.1 | 687.07 | 540.07 | 349.8 | 723.85 | 0.07 | 0.10 | 0.07 |
| Croatia | 3,518.14 | 2,904.57 | 4,170.14 | 4,402.83 | 3,633.00 | 5,229.02 | 0.24 | 0.24 | 0.24 |
| Cuba | 1,525.01 | 1,324.99 | 1,722.03 | 2,264.46 | 2,016.13 | 2,510.45 | 0.47 | 0.51 | 0.44 |
| Cyprus | 1,168.07 | 939.64 | 1,402.33 | 1,362.87 | 1064.1 | 1,682.25 | 0.14 | 0.11 | 0.17 |
| Czech Republic | 3,946.07 | 3,629.59 | 4,281.55 | 4,115.80 | 3,605.69 | 4,642.31 | 0.03 | -0.01 | 0.07 |
| Democratic Republic of the Congo | 242.9 | 224.06 | 262.2 | 225.95 | 199.98 | 252.05 | -0.07 | -0.11 | -0.04 |
| Denmark | 2,617.60 | 2,143.27 | 3,105.78 | 2,340.11 | 1,700.20 | 2,990.24 | -0.11 | -0.21 | -0.05 |
| Djibouti | 799.68 | 664.41 | 933.36 | 1,036.41 | 841.64 | 1,229.44 | 0.29 | 0.26 | 0.31 |
| Dominica | 1,078.80 | 937.80 | 1,220.85 | 1,483.48 | 1,324.79 | 1,644.68 | 0.38 | 0.41 | 0.36 |
| Dominican Republic | 718.72 | 581.05 | 854.56 | 1,239.47 | 1,081.07 | 1,398.91 | 0.72 | 0.85 | 0.64 |
| Ecuador | 572.91 | 511.2 | 633.94 | 827.88 | 733.92 | 921.86 | 0.45 | 0.44 | 0.46 |
| Egypt | 1,009.24 | 886.61 | 1,131.02 | 1,311.23 | 1,108.70 | 1,509.57 | 0.30 | 0.25 | 0.34 |
| El Salvador | 596.18 | 584.22 | 608.71 | 1,053.51 | 1,047.78 | 1,059.99 | 0.77 | 0.79 | 0.76 |
| Equatorial Guinea | 301.65 | 267.04 | 334.76 | 299.70 | 230.96 | 365.08 | 0.00 | -0.13 | 0.09 |
| Eritrea | 551.27 | 460.59 | 643.09 | 606.7 | 512.74 | 700.32 | 0.11 | 0.12 | 0.10 |
| Estonia | 3,861.36 | 3,529.26 | 4,239.28 | 4,113.60 | 3,803.27 | 4,477.98 | 0.06 | 0.07 | 0.05 |
| Ethiopia | 928.88 | 690.04 | 1,169.24 | 1,059.65 | 834.64 | 1,285.41 | 0.15 | 0.22 | 0.11 |
| Federated States of Micronesia | 458.13 | 429.76 | 485.28 | 661.28 | 617.97 | 702.53 | 0.44 | 0.43 | 0.44 |
| Fiji | 483.18 | 422.37 | 542.12 | 826.63 | 744.71 | 905.83 | 0.70 | 0.75 | 0.66 |
| Finland | 2,684.26 | 2,326.78 | 3,063.54 | 2,384.36 | 1,906.67 | 2,876.72 | -0.12 | -0.19 | -0.08 |
| France | 1,566.33 | 1,291.50 | 1,856.13 | 1,497.04 | 1185.14 | 1,829.12 | -0.05 | -0.09 | -0.02 |
| Gabon | 408.31 | 375.73 | 442.26 | 334.50 | 299.87 | 368.36 | -0.18 | -0.20 | -0.17 |
| Georgia | 3,541.77 | 3,577.30 | 3,502.58 | 3,910.52 | 3,890.42 | 3,932.51 | 0.10 | 0.08 | 0.11 |
| Germany | 2,681.89 | 2,423.26 | 2,959.76 | 2,489.69 | 2,013.11 | 2,982.45 | -0.08 | -0.17 | -0.01 |
| Ghana | 614.43 | 408.95 | 813.42 | 772.50 | 536.09 | 1,011.31 | 0.27 | 0.32 | 0.27 |
| Greece | 1,930.97 | 1,478.36 | 2,395.21 | 2,221.53 | 1,714.51 | 2,753.66 | 0.14 | 0.15 | 0.14 |
| Greenland | 682.54 | 502.98 | 837.94 | 842.23 | 552.68 | 1,093.28 | 0.21 | 0.09 | 0.27 |
| Grenada | 1,025.33 | 988.51 | 1,063.11 | 1,130.31 | 1,071.05 | 1,189.20 | 0.12 | 0.09 | 0.14 |
| Guam | 573.35 | 541.29 | 601.36 | 1,190.70 | 1,136.45 | 1,243.43 | 1.10 | 1.11 | 1.10 |
| Guatemala | 466.92 | 436.92 | 497.36 | 598.64 | 587.86 | 609.90 | 0.31 | 0.37 | 0.26 |
| Guinea | 594.42 | 403.47 | 789.64 | 687.94 | 460.53 | 914.28 | 0.16 | 0.14 | 0.16 |
| Guinea-Bissau | 599.75 | 409.62 | 794.47 | 665.22 | 447.05 | 886.11 | 0.12 | 0.10 | 0.13 |
| Guyana | 605.48 | 514.98 | 698.92 | 1,041.84 | 911.28 | 1,171.14 | 0.73 | 0.77 | 0.69 |
| Haiti | 468.54 | 391.89 | 547.46 | 598.11 | 518.98 | 678.97 | 0.31 | 0.35 | 0.29 |
| Honduras | 423.81 | 394.16 | 453.24 | 765.66 | 708.13 | 823.19 | 0.81 | 0.80 | 0.83 |
| Hungary | 4,159.25 | 3,437.13 | 4,940.40 | 4,407.39 | 3,657.85 | 5,233.66 | 0.05 | 0.06 | 0.05 |
| Iceland | 1,628.75 | 1,305.95 | 1,948.71 | 1,691.70 | 1263.25 | 2,129.33 | 0.03 | -0.04 | 0.08 |
| India | 967.92 | 734.80 | 1,185.05 | 1,438.00 | 1,121.30 | 1,732.31 | 0.49 | 0.53 | 0.47 |
| Indonesia | 780.05 | 660.83 | 898.27 | 1,135.16 | 919.57 | 1,347.65 | 0.48 | 0.41 | 0.53 |
| Iran | 633.00 | 484.61 | 776.00 | 1,583.23 | 1,263.48 | 1,898.19 | 1.46 | 1.56 | 1.41 |
| Iraq | 865.61 | 743.21 | 985.78 | 899.38 | 792.04 | 1,004.05 | 0.04 | 0.06 | 0.02 |
| Ireland | 1,636.41 | 1,286.81 | 1,989.10 | 1,403.17 | 1012.17 | 1,805.75 | -0.15 | -0.22 | -0.10 |
| Israel | 1,601.26 | 998.64 | 2,206.08 | 1,375.71 | 854.26 | 1,905.99 | -0.15 | -0.15 | -0.14 |
| Italy | 2,172.62 | 1,798.35 | 2,569.73 | 2,091.55 | 1,686.30 | 2,522.40 | -0.05 | -0.07 | -0.03 |
| Jamaica | 935.85 | 820.55 | 1,054.10 | 1,280.59 | 1,107.45 | 1,455.10 | 0.35 | 0.34 | 0.36 |
| Japan | 1,034.13 | 955.93 | 1,115.14 | 1,632.30 | 1,485.03 | 1,787.40 | 0.55 | 0.53 | 0.56 |
| Jordan | 745.95 | 636.98 | 844.56 | 991.35 | 848.17 | 1,127.60 | 0.31 | 0.32 | 0.32 |
| Kazakhstan | 2,411.58 | 2,497.44 | 2,320.33 | 2,865.64 | 2,785.95 | 2,951.03 | 0.19 | 0.12 | 0.27 |
| Kenya | 632.06 | 504.72 | 760.29 | 668.56 | 549.14 | 787.96 | 0.06 | 0.09 | 0.04 |
| Kiribati | 452.69 | 447.15 | 458.35 | 582.45 | 572.68 | 592.48 | 0.29 | 0.28 | 0.30 |
| Kuwait | 662.67 | 433.64 | 862.99 | 970.27 | 766.52 | 1,129.30 | 0.44 | 0.74 | 0.29 |
| Kyrgyzstan | 1,712.65 | 1,775.06 | 1,647.56 | 1,919.85 | 1,820.85 | 2,020.96 | 0.12 | 0.02 | 0.23 |
| Laos | 447.51 | 445.24 | 449.79 | 586.75 | 578.24 | 595.35 | 0.33 | 0.31 | 0.35 |
| Latvia | 4,055.08 | 3,471.13 | 4,727.69 | 4,333.30 | 3,834.83 | 4,913.83 | 0.06 | 0.09 | 0.03 |
| Lebanon | 1,134.14 | 957.45 | 1,315.68 | 1,571.87 | 1,311.13 | 1,829.98 | 0.37 | 0.35 | 0.37 |
| Lesotho | 766.37 | 629.41 | 911.39 | 653.36 | 590.44 | 717.55 | -0.15 | -0.06 | -0.22 |
| Liberia | 531.78 | 340.14 | 724.5 | 728.68 | 492.32 | 961.22 | 0.38 | 0.45 | 0.33 |
| Libya | 544.98 | 462.10 | 619.21 | 1,149.85 | 1,018.63 | 1,279.51 | 1.09 | 1.18 | 1.06 |
| Lithuania | 4,310.51 | 3,697.75 | 4,992.46 | 4,949.82 | 4,335.35 | 5,664.43 | 0.13 | 0.16 | 0.12 |
| Luxembourg | 1,465.23 | 1,380.96 | 1,552.95 | 1,393.16 | 1,211.18 | 1,575.87 | -0.05 | -0.12 | 0.01 |

| | | | | | | | | | |
|----------------------------------|----------|----------|----------|----------|----------|----------|-------|-------|-------|
| Macedonia | 2,057.48 | 1,432.50 | 2,675.13 | 2,948.16 | 2,151.13 | 3,752.21 | 0.42 | 0.49 | 0.39 |
| Madagascar | 896.48 | 661.43 | 1,132.29 | 892.37 | 708.88 | 1,077.00 | 0.01 | 0.08 | -0.03 |
| Malawi | 680.9 | 619.63 | 744.33 | 649.6 | 593.61 | 705.8 | -0.03 | -0.03 | -0.03 |
| Malaysia | 718.56 | 629.52 | 804.97 | 1,179.61 | 1,017.15 | 1,345.08 | 0.64 | 0.61 | 0.67 |
| Maldives | 553.63 | 348.93 | 748.02 | 742.81 | 586.63 | 898.12 | 0.34 | 0.67 | 0.20 |
| Mali | 455.23 | 301.17 | 612.64 | 380.88 | 257.39 | 501.93 | -0.15 | -0.14 | -0.17 |
| Malta | 1,501.58 | 1,273.52 | 1,737.76 | 2,138.73 | 1,646.21 | 2,635.23 | 0.40 | 0.27 | 0.48 |
| Marshall Islands | 381.20 | 349.70 | 411.32 | 569.63 | 528.88 | 608.99 | 0.49 | 0.51 | 0.48 |
| Mauritania | 550.61 | 376.06 | 726.20 | 636.08 | 431.67 | 837.66 | 0.16 | 0.15 | 0.16 |
| Mauritius | 900.78 | 794.49 | 1,007.51 | 1,604.53 | 1,393.82 | 1,820.44 | 0.76 | 0.74 | 0.78 |
| Mexico | 672.75 | 630.58 | 715.35 | 1,083.74 | 996.41 | 1,171.96 | 0.60 | 0.57 | 0.63 |
| Moldova | 2,808.24 | 2,413.29 | 3,241.54 | 3,058.60 | 2,497.96 | 3,664.73 | 0.07 | 0.02 | 0.11 |
| Mongolia | 1,308.53 | 1,234.62 | 1,384.18 | 1,761.22 | 1,682.40 | 1,841.64 | 0.34 | 0.35 | 0.32 |
| Montenegro | 1,737.84 | 1,352.61 | 2,126.44 | 2,992.90 | 2,256.30 | 3,747.03 | 0.70 | 0.65 | 0.74 |
| Morocco | 789.71 | 675.41 | 904.47 | 1,491.54 | 1,241.51 | 1,747.40 | 0.87 | 0.82 | 0.91 |
| Mozambique | 879.74 | 753.4 | 1017.48 | 897.23 | 779.39 | 1,020.50 | 0.03 | 0.04 | 0.01 |
| Myanmar | 416.35 | 345.14 | 490.47 | 582.52 | 486.82 | 682.60 | 0.43 | 0.44 | 0.43 |
| Namibia | 575.68 | 436.91 | 720.48 | 605.34 | 475.3 | 742.33 | 0.05 | 0.09 | 0.03 |
| Nepal | 577.12 | 559.35 | 595.15 | 958.62 | 848.67 | 1,075.55 | 0.67 | 0.52 | 0.83 |
| Netherlands | 2,187.88 | 1,808.90 | 2,575.46 | 2,000.25 | 1,507.52 | 2,501.23 | -0.09 | -0.17 | -0.04 |
| New Zealand | 1,664.01 | 1,179.64 | 2,163.23 | 1,768.21 | 1,162.22 | 2,397.38 | 0.05 | -0.03 | 0.09 |
| Nicaragua | 559.79 | 559.67 | 559.9 | 873.70 | 866.66 | 880.94 | 0.57 | 0.55 | 0.59 |
| Niger | 451.89 | 302.53 | 606.29 | 606.22 | 375.51 | 833.19 | 0.36 | 0.25 | 0.40 |
| Nigeria | 581.06 | 394.83 | 763.57 | 589.69 | 395.04 | 777.1 | 0.02 | 0.00 | 0.02 |
| North Korea | 541.25 | 554.83 | 526.86 | 1,105.96 | 1,110.82 | 1,100.88 | 1.05 | 1.01 | 1.10 |
| Northern Mariana Islands | 382.6 | 291.68 | 464.32 | 470.55 | 329.34 | 612.76 | 0.25 | 0.14 | 0.35 |
| Norway | 2,218.69 | 1,758.25 | 2,689.53 | 1,742.88 | 1,353.18 | 2,128.04 | -0.22 | -0.23 | -0.22 |
| Oman | 490.32 | 456.27 | 517.49 | 849.38 | 708.63 | 920.76 | 0.73 | 0.55 | 0.77 |
| Pakistan | 854.78 | 636.53 | 1,057.32 | 1,137.29 | 885.22 | 1,375.92 | 0.34 | 0.39 | 0.31 |
| Palestine | 545.60 | 498.03 | 592.00 | 806.59 | 728.80 | 882.21 | 0.46 | 0.45 | 0.47 |
| Panama | 792.91 | 750.1 | 834.78 | 1,285.17 | 1219.47 | 1,350.50 | 0.65 | 0.65 | 0.66 |
| Papua New Guinea | 305.63 | 273.73 | 336.07 | 474.52 | 421.12 | 525.83 | 0.55 | 0.54 | 0.57 |
| Paraguay | 1,102.87 | 770.04 | 1,428.13 | 1,469.47 | 988.65 | 1,935.81 | 0.32 | 0.27 | 0.34 |
| Peru | 557.60 | 487.35 | 627.88 | 736.54 | 654.05 | 819.15 | 0.32 | 0.34 | 0.31 |
| Philippines | 718.70 | 622.16 | 813.24 | 1,260.29 | 1,080.37 | 1,436.90 | 0.77 | 0.75 | 0.79 |
| Poland | 3,631.21 | 3,050.15 | 4,242.32 | 4,262.24 | 3,534.65 | 5,045.28 | 0.16 | 0.15 | 0.18 |
| Portugal | 2,177.38 | 2,106.38 | 2,253.73 | 2,485.48 | 2,358.04 | 2,621.37 | 0.12 | 0.11 | 0.14 |
| Puerto Rico | 1,335.48 | 1,179.58 | 1,501.24 | 1,862.06 | 1,763.20 | 1,968.86 | 0.38 | 0.48 | 0.30 |
| Qatar | 688.77 | 443.66 | 809.78 | 825.88 | 603.83 | 908.91 | 0.18 | 0.34 | 0.11 |
| Romania | 3,618.12 | 2,887.37 | 4,369.89 | 4,512.36 | 3,682.15 | 5,396.02 | 0.24 | 0.27 | 0.22 |
| Russia | 5,207.71 | 4,553.26 | 5,950.90 | 6,148.52 | 5,165.41 | 7,303.05 | 0.17 | 0.13 | 0.22 |
| Rwanda | 650.52 | 526.46 | 778.96 | 677.07 | 602.7 | 757.97 | 0.05 | 0.15 | -0.02 |
| Saint Lucia | 946.77 | 837.97 | 1,058.83 | 1,319.01 | 1,175.86 | 1,467.63 | 0.41 | 0.41 | 0.41 |
| Saint Vincent and the Grenadines | 856.16 | 788.16 | 924.84 | 1,179.20 | 1,027.83 | 1,327.79 | 0.39 | 0.31 | 0.45 |
| Samoa | 570.08 | 552.67 | 586.13 | 837.25 | 811.70 | 861.25 | 0.46 | 0.46 | 0.46 |
| Sao Tome and Principe | 552.37 | 376.62 | 731.37 | 521.64 | 385.27 | 659.05 | -0.05 | 0.02 | -0.10 |
| Saudi Arabia | 672.30 | 601.55 | 727.94 | 1,168.57 | 900.84 | 1,374.26 | 0.71 | 0.47 | 0.86 |
| Senegal | 550.85 | 386.7 | 716.55 | 569.43 | 446.92 | 696.42 | 0.04 | 0.16 | -0.02 |
| Serbia | 2,957.87 | 2,221.97 | 3,713.55 | 4,127.21 | 3,176.62 | 5,124.21 | 0.38 | 0.42 | 0.37 |
| Seychelles | 971.42 | 984.91 | 957.86 | 1,346.38 | 1,283.19 | 1,407.89 | 0.38 | 0.30 | 0.46 |
| Sierra Leone | 638.63 | 392.1 | 890.27 | 652.61 | 430.66 | 879.12 | 0.04 | 0.12 | 0.01 |
| Singapore | 704.34 | 615.25 | 791.12 | 979.95 | 865.19 | 1,098.80 | 0.36 | 0.38 | 0.36 |
| Slovakia | 3,111.26 | 2,272.46 | 3,989.68 | 3,496.82 | 2,566.15 | 4,478.82 | 0.11 | 0.12 | 0.11 |
| Slovenia | 2,989.08 | 2,522.86 | 3,483.44 | 3,868.63 | 3,033.99 | 4,718.26 | 0.28 | 0.19 | 0.33 |
| Solomon Islands | 388.85 | 319.38 | 454.62 | 488.83 | 416.92 | 558.52 | 0.26 | 0.31 | 0.23 |
| Somalia | 789.93 | 627.09 | 955.67 | 662.4 | 530.74 | 795.29 | -0.16 | -0.15 | -0.17 |
| South Africa | 776.80 | 672.96 | 883.06 | 974.06 | 854.40 | 1,097.95 | 0.25 | 0.26 | 0.24 |
| South Korea | 396.46 | 384.73 | 408.13 | 918.71 | 873.83 | 964.14 | 1.25 | 1.21 | 1.28 |
| South Sudan | 821.17 | 642.63 | 1,001.39 | 816.02 | 654.85 | 976.73 | 0.00 | 0.02 | -0.02 |
| Spain | 1,742.94 | 1,483.10 | 2,013.65 | 1,689.40 | 1,421.64 | 1,964.08 | -0.04 | -0.05 | -0.04 |
| Sri Lanka | 769.03 | 658.74 | 877.20 | 1,584.94 | 1,433.74 | 1,747.47 | 1.09 | 1.20 | 1.03 |

| | | | | | | | | | |
|------------------------|----------|----------|----------|----------|----------|----------|-------|-------|-------|
| Sudan | 626.13 | 516.62 | 734.78 | 850.71 | 720.38 | 980.08 | 0.36 | 0.40 | 0.34 |
| Suriname | 799.56 | 703.47 | 892.59 | 1,152.62 | 1,056.37 | 1,248.52 | 0.44 | 0.50 | 0.40 |
| Swaziland | 594.8 | 484.59 | 718.06 | 638.04 | 557.70 | 720.07 | 0.07 | 0.15 | 0.00 |
| Sweden | 2,629.01 | 1,977.28 | 3,296.54 | 2,610.63 | 1,804.13 | 3,418.73 | -0.02 | -0.09 | 0.02 |
| Switzerland | 2,017.49 | 1,680.45 | 2,370.46 | 1,915.78 | 1,417.81 | 2,424.97 | -0.06 | -0.16 | 0.01 |
| Syria | 497.47 | 417.38 | 574.99 | 970.94 | 853.95 | 1,085.07 | 0.94 | 1.03 | 0.87 |
| Taiwan | 823.76 | 698.79 | 939.76 | 1,601.40 | 1497.31 | 1,705.83 | 0.99 | 1.17 | 0.87 |
| Tajikistan | 1,427.30 | 1,384.19 | 1,470.92 | 1,317.38 | 1,133.33 | 1,497.14 | -0.08 | -0.18 | 0.02 |
| Tanzania | 879.77 | 716.64 | 1,045.80 | 890.93 | 708.22 | 1,075.88 | 0.03 | 0.00 | 0.05 |
| Thailand | 652.90 | 548.57 | 759.14 | 1,674.79 | 1,478.30 | 1,876.94 | 1.56 | 1.69 | 1.47 |
| The Bahamas | 806.71 | 747.77 | 866.47 | 1,462.85 | 1,350.57 | 1,579.95 | 0.79 | 0.78 | 0.80 |
| The Gambia | 531.31 | 305.68 | 753.73 | 581.81 | 367.61 | 800.23 | 0.10 | 0.20 | 0.07 |
| Timor-Leste | 324.65 | 267.92 | 379.95 | 652.34 | 565.19 | 736.80 | 1.03 | 1.13 | 0.96 |
| Togo | 510.3 | 353.23 | 671.44 | 564.34 | 397.2 | 735.44 | 0.12 | 0.13 | 0.11 |
| Tonga | 634.50 | 605.52 | 662.77 | 825.63 | 818.21 | 833.00 | 0.30 | 0.35 | 0.25 |
| Trinidad and Tobago | 977.50 | 889.66 | 1,066.00 | 1,603.38 | 1,464.38 | 1,746.07 | 0.62 | 0.63 | 0.62 |
| Tunisia | 1,061.84 | 888.64 | 1,232.93 | 2,131.60 | 1852.44 | 2,417.31 | 0.98 | 1.06 | 0.93 |
| Turkey | 1,278.63 | 1,075.50 | 1,486.75 | 1,552.34 | 1450.56 | 1,657.73 | 0.21 | 0.34 | 0.11 |
| Turkmenistan | 1,259.65 | 1,229.81 | 1,290.32 | 1,612.81 | 1,461.16 | 1,769.64 | 0.27 | 0.18 | 0.36 |
| Uganda | 602.78 | 489.59 | 717.45 | 474.14 | 395.26 | 553.1 | -0.20 | -0.18 | -0.21 |
| Ukraine | 5,126.24 | 4,744.17 | 5,570.86 | 6,769.93 | 6,011.52 | 7,665.72 | 0.31 | 0.26 | 0.37 |
| United Arab Emirates | 303.18 | 234.09 | 339.06 | 462.65 | 292.34 | 524.73 | 0.51 | 0.23 | 0.53 |
| United Kingdom | 2,951.95 | 2,216.22 | 3,730.18 | 2,406.33 | 1,881.44 | 2,944.35 | -0.19 | -0.15 | -0.22 |
| United States | 2,068.35 | 1,775.03 | 2,376.82 | 1,771.15 | 1,552.63 | 1,997.05 | -0.15 | -0.13 | -0.17 |
| Uruguay | 867.85 | 665.76 | 1,082.39 | 925.99 | 781.23 | 1,081.06 | 0.06 | 0.17 | -0.01 |
| Uzbekistan | 1,551.91 | 1,529.99 | 1,574.32 | 2,025.09 | 1,813.22 | 2,243.93 | 0.30 | 0.18 | 0.42 |
| Vanuatu | 504.30 | 404.90 | 598.30 | 617.56 | 541.30 | 691.93 | 0.18 | 0.30 | 0.11 |
| Venezuela | 671.96 | 681.54 | 662.52 | 1,173.45 | 1,169.84 | 1,177.08 | 0.73 | 0.70 | 0.75 |
| Vietnam | 773.31 | 796.94 | 748.95 | 1,018.05 | 1,036.97 | 998.73 | 0.35 | 0.32 | 0.38 |
| Virgin Islands, U.S. | 993.93 | 890.56 | 1,103.42 | 2,153.62 | 1,969.47 | 2,356.03 | 1.14 | 1.19 | 1.11 |
| Yemen | 542.68 | 504.36 | 581.69 | 788.38 | 698.33 | 876.59 | 0.45 | 0.38 | 0.50 |
| Zambia | 714.43 | 587.69 | 843.32 | 751.27 | 630.39 | 872.50 | 0.06 | 0.08 | 0.05 |
| Zimbabwe | 728.25 | 497.36 | 961.07 | 504.83 | 365.99 | 647.74 | -0.31 | -0.26 | -0.32 |
| Ischemic stroke | | | | | | | | | |
| Afghanistan | 193.87 | 201.20 | 186.9 | 195.79 | 206.09 | 186.11 | 0.01 | 0.03 | 0.00 |
| Albania | 279.57 | 275.35 | 283.58 | 531.6 | 505.19 | 558.43 | 0.89 | 0.82 | 0.96 |
| Algeria | 188.62 | 199.06 | 178.43 | 272.27 | 288.83 | 255.93 | 0.42 | 0.43 | 0.41 |
| American Samoa | 268.99 | 234.73 | 301.43 | 254.54 | 248.94 | 260.11 | -0.06 | 0.06 | -0.14 |
| Andorra | 290.5 | 289.31 | 291.76 | 351.27 | 339.71 | 363.31 | 0.20 | 0.17 | 0.23 |
| Angola | 171.13 | 195.04 | 146.63 | 159.16 | 183.65 | 134.36 | -0.06 | -0.05 | -0.08 |
| Antigua and Barbuda | 264.63 | 267.01 | 262.07 | 231.64 | 232.67 | 230.51 | -0.13 | -0.13 | -0.12 |
| Argentina | 291.03 | 290.34 | 291.74 | 295.61 | 300.91 | 290.08 | 0.01 | 0.03 | -0.01 |
| Armenia | 367.23 | 406.96 | 325.12 | 553.75 | 597.95 | 502.84 | 0.48 | 0.45 | 0.52 |
| Australia | 310.66 | 311.81 | 309.51 | 339.86 | 338.69 | 341.02 | 0.09 | 0.08 | 0.09 |
| Austria | 324.31 | 336.14 | 311.41 | 406.6 | 385.3 | 428.97 | 0.24 | 0.14 | 0.36 |
| Azerbaijan | 339.2 | 383.78 | 292.68 | 414.14 | 451.33 | 376.51 | 0.21 | 0.17 | 0.27 |
| Bahrain | 198.56 | 199.66 | 197.74 | 251.7 | 267.64 | 241.93 | 0.26 | 0.33 | 0.21 |
| Bangladesh | 243.91 | 227.44 | 259.64 | 271.28 | 251.87 | 290.31 | 0.12 | 0.11 | 0.13 |
| Barbados | 277.39 | 286.86 | 267.18 | 353.22 | 359.09 | 346.85 | 0.26 | 0.24 | 0.29 |
| Belarus | 767.37 | 919.15 | 595.45 | 942.23 | 1,098.17 | 761.34 | 0.22 | 0.19 | 0.26 |
| Belgium | 328.49 | 331.07 | 325.79 | 377.62 | 372.79 | 382.64 | 0.14 | 0.12 | 0.16 |
| Belize | 127.41 | 122.94 | 131.81 | 130.66 | 125.51 | 135.84 | 0.03 | 0.02 | 0.04 |
| Benin | 187.99 | 199.67 | 175.56 | 201.9 | 210.65 | 193.12 | 0.08 | 0.06 | 0.11 |
| Bermuda | 207.33 | 202.98 | 211.74 | 251.77 | 253.67 | 249.84 | 0.21 | 0.24 | 0.17 |
| Bhutan | 165.78 | 152.96 | 177.7 | 201.63 | 181.28 | 219.16 | 0.20 | 0.17 | 0.22 |
| Bolivia | 109.03 | 113.76 | 104.33 | 133.35 | 140.56 | 126.16 | 0.20 | 0.21 | 0.19 |
| Bosnia and Herzegovina | 373.98 | 410.15 | 337.78 | 663.57 | 687.46 | 639.47 | 0.75 | 0.66 | 0.87 |
| Botswana | 138.16 | 155.07 | 120.84 | 173.24 | 199.46 | 146.99 | 0.25 | 0.28 | 0.21 |
| Brazil | 159.97 | 152.25 | 167.8 | 164.63 | 157.61 | 171.87 | 0.02 | 0.03 | 0.02 |
| Brunei | 182.92 | 172.08 | 192.62 | 281.28 | 275.96 | 286.28 | 0.49 | 0.55 | 0.45 |
| Bulgaria | 735.40 | 713.14 | 758.30 | 883.71 | 901.29 | 865.26 | 0.19 | 0.26 | 0.13 |

| | | | | | | | | | |
|----------------------------------|--------|--------|--------|--------|--------|--------|-------|-------|-------|
| Burkina Faso | 183.62 | 195.12 | 171.59 | 143.07 | 158.87 | 127.07 | -0.22 | -0.18 | -0.25 |
| Burundi | 235.13 | 255.7 | 213.84 | 203.03 | 212.75 | 193.09 | -0.11 | -0.15 | -0.06 |
| Cambodia | 180.22 | 174.76 | 186.07 | 232.76 | 244.13 | 220.81 | 0.32 | 0.41 | 0.22 |
| Cameroon | 187.05 | 192.45 | 181.57 | 161.88 | 167.53 | 156.23 | -0.12 | -0.12 | -0.12 |
| Canada | 289.68 | 295.6 | 283.66 | 373 | 366.86 | 379.22 | 0.27 | 0.23 | 0.31 |
| Cape Verde | 271.67 | 279.62 | 262.89 | 272.99 | 299.85 | 245.41 | 0.00 | 0.06 | -0.07 |
| Central African Republic | 272.85 | 297.34 | 247.52 | 232.59 | 260.84 | 203.59 | -0.15 | -0.12 | -0.18 |
| Chad | 161.94 | 168.77 | 155.02 | 141.37 | 147.31 | 135.44 | -0.12 | -0.13 | -0.12 |
| Chile | 263.18 | 268.51 | 257.71 | 358.46 | 368.42 | 348.23 | 0.34 | 0.35 | 0.33 |
| China | 353.18 | 313.19 | 391.12 | 519.88 | 453.07 | 582.81 | 0.50 | 0.46 | 0.53 |
| Colombia | 76.67 | 80.97 | 72.31 | 101.34 | 106.23 | 96.3 | 0.31 | 0.30 | 0.32 |
| Comoros | 210.33 | 226 | 194.76 | 195.75 | 209.09 | 182.66 | -0.07 | -0.07 | -0.06 |
| Congo | 286.88 | 327.92 | 245.63 | 237.59 | 283.68 | 191.57 | -0.17 | -0.13 | -0.22 |
| Costa Rica | 63.12 | 64.78 | 61.49 | 95.24 | 98.27 | 92.22 | 0.49 | 0.50 | 0.48 |
| Cote d'Ivoire | 217.31 | 196.24 | 236.72 | 213.98 | 198.11 | 229.31 | -0.01 | 0.02 | -0.02 |
| Croatia | 648.56 | 699.62 | 594.30 | 810.64 | 830.37 | 789.47 | 0.24 | 0.18 | 0.32 |
| Cuba | 285.53 | 282.08 | 288.93 | 373.84 | 371.46 | 376.2 | 0.30 | 0.31 | 0.29 |
| Cyprus | 193.54 | 177.69 | 209.79 | 260.49 | 240.7 | 281.64 | 0.32 | 0.33 | 0.31 |
| Czech Republic | 568.76 | 603.60 | 531.84 | 601.26 | 622.96 | 578.86 | 0.05 | 0.02 | 0.08 |
| Democratic Republic of the Congo | 162.12 | 190.48 | 133.07 | 152.97 | 174.26 | 131.58 | -0.05 | -0.08 | -0.01 |
| Denmark | 381.34 | 368.49 | 394.56 | 383.33 | 360.95 | 406.07 | 0.00 | -0.02 | 0.02 |
| Djibouti | 180.58 | 189.32 | 171.94 | 266.36 | 281.64 | 251.22 | 0.47 | 0.48 | 0.45 |
| Dominica | 212.79 | 212.09 | 213.49 | 260.38 | 266.3 | 254.37 | 0.23 | 0.26 | 0.20 |
| Dominican Republic | 144.53 | 134.65 | 154.27 | 205.56 | 199.92 | 211.23 | 0.42 | 0.47 | 0.37 |
| Ecuador | 107.1 | 107.37 | 106.82 | 119.1 | 120.72 | 117.47 | 0.11 | 0.13 | 0.10 |
| Egypt | 187.64 | 195.67 | 179.65 | 245.96 | 254.47 | 237.62 | 0.31 | 0.30 | 0.33 |
| El Salvador | 56.83 | 57.14 | 56.51 | 79.06 | 82.38 | 75.32 | 0.40 | 0.44 | 0.35 |
| Equatorial Guinea | 255.29 | 294.94 | 217.35 | 231.1 | 244.2 | 218.63 | -0.09 | -0.17 | 0.01 |
| Eritrea | 141.79 | 158.41 | 124.95 | 176.5 | 200.54 | 152.56 | 0.25 | 0.27 | 0.23 |
| Estonia | 732.19 | 849.51 | 598.69 | 763.33 | 896.69 | 606.74 | 0.03 | 0.05 | 0.00 |
| Ethiopia | 196.31 | 200.91 | 191.68 | 239.39 | 258.97 | 219.73 | 0.23 | 0.30 | 0.16 |
| Federated States of Micronesia | 267.72 | 248.47 | 286.14 | 310.45 | 296.72 | 323.52 | 0.15 | 0.19 | 0.12 |
| Fiji | 265.4 | 250.83 | 279.51 | 350.1 | 346.01 | 354.06 | 0.31 | 0.37 | 0.26 |
| Finland | 376.13 | 397.78 | 353.16 | 441.55 | 428.39 | 455.11 | 0.16 | 0.07 | 0.27 |
| France | 316.83 | 318.78 | 314.77 | 392.71 | 391.6 | 393.89 | 0.23 | 0.22 | 0.24 |
| Gabon | 358.26 | 405 | 309.56 | 270.19 | 318.49 | 222.98 | -0.25 | -0.21 | -0.28 |
| Georgia | 679.29 | 738.69 | 613.78 | 806.11 | 848.22 | 760.05 | 0.18 | 0.14 | 0.23 |
| Germany | 351.58 | 372.31 | 329.3 | 429.86 | 411 | 449.36 | 0.21 | 0.10 | 0.34 |
| Ghana | 179.6 | 203.94 | 156.04 | 192.07 | 212.06 | 171.88 | 0.08 | 0.05 | 0.12 |
| Greece | 351.71 | 340.37 | 363.34 | 424.14 | 411.51 | 437.4 | 0.20 | 0.20 | 0.19 |
| Greenland | 194.09 | 185.55 | 201.48 | 306.47 | 259.6 | 347.11 | 0.55 | 0.39 | 0.68 |
| Grenada | 277.96 | 297.15 | 258.27 | 249.96 | 263.46 | 236.54 | -0.09 | -0.10 | -0.06 |
| Guam | 302.55 | 291.68 | 312.04 | 503.39 | 487.03 | 519.29 | 0.68 | 0.68 | 0.69 |
| Guatemala | 50.22 | 50.15 | 50.3 | 56.68 | 59.84 | 53.38 | 0.15 | 0.21 | 0.09 |
| Guinea | 186.48 | 199.19 | 173.49 | 187.84 | 195.39 | 180.32 | 0.01 | -0.02 | 0.04 |
| Guinea-Bissau | 208.78 | 219.26 | 198.04 | 198.4 | 207.45 | 189.24 | -0.04 | -0.05 | -0.03 |
| Guyana | 187.00 | 178.8 | 195.46 | 269.88 | 266.14 | 273.57 | 0.45 | 0.49 | 0.41 |
| Haiti | 151.07 | 150.21 | 151.96 | 167.66 | 172.95 | 162.25 | 0.14 | 0.17 | 0.11 |
| Honduras | 61.31 | 62.47 | 60.16 | 78.58 | 79.88 | 77.28 | 0.29 | 0.28 | 0.29 |
| Hungary | 731.03 | 749.77 | 710.77 | 742.77 | 797.62 | 682.31 | 0.01 | 0.06 | -0.05 |
| Iceland | 222.64 | 213.94 | 231.27 | 268.43 | 253.16 | 284.03 | 0.19 | 0.17 | 0.21 |
| India | 197.6 | 180.87 | 213.19 | 226.33 | 202.46 | 248.5 | 0.15 | 0.12 | 0.17 |
| Indonesia | 275.6 | 258.22 | 292.84 | 339.36 | 320.48 | 357.97 | 0.25 | 0.25 | 0.24 |
| Iran | 178.26 | 173.88 | 182.49 | 269.83 | 270.74 | 268.93 | 0.49 | 0.53 | 0.45 |
| Iraq | 215.95 | 224.24 | 207.81 | 207.99 | 222.01 | 194.33 | -0.04 | -0.01 | -0.07 |
| Ireland | 262.66 | 259.46 | 265.89 | 267.59 | 250.02 | 285.69 | 0.01 | -0.05 | 0.06 |
| Israel | 214.23 | 201.62 | 226.89 | 228.57 | 218.1 | 239.21 | 0.06 | 0.08 | 0.05 |
| Italy | 336.23 | 323.3 | 349.94 | 382.97 | 370.47 | 396.27 | 0.13 | 0.14 | 0.12 |
| Jamaica | 227.4 | 231.18 | 223.52 | 243.3 | 240.89 | 245.73 | 0.06 | 0.03 | 0.09 |
| Japan | 539.58 | 457.89 | 624.21 | 664.92 | 549.39 | 786.59 | 0.21 | 0.18 | 0.23 |
| Jordan | 183.15 | 192.75 | 174.47 | 177.79 | 187.87 | 168.2 | -0.04 | -0.04 | -0.05 |

| | | | | | | | | | |
|----------------------------------|--------|--------|--------|--------|----------|--------|-------|-------|-------|
| Kazakhstan | 448.70 | 523.91 | 368.78 | 522.23 | 579.32 | 461.06 | 0.16 | 0.11 | 0.25 |
| Kenya | 125.1 | 129.44 | 120.74 | 118.79 | 120.57 | 117.01 | -0.05 | -0.06 | -0.03 |
| Kiribati | 296.51 | 273.89 | 319.59 | 322.15 | 294.65 | 350.36 | 0.09 | 0.08 | 0.10 |
| Kuwait | 152.01 | 128.77 | 172.34 | 184.78 | 180.68 | 187.99 | 0.20 | 0.38 | 0.08 |
| Kyrgyzstan | 407.46 | 458.32 | 354.42 | 384.11 | 410.34 | 357.31 | -0.06 | -0.11 | 0.01 |
| Laos | 205.86 | 200.05 | 211.67 | 228.07 | 226.16 | 229.99 | 0.12 | 0.14 | 0.11 |
| Latvia | 788.69 | 930.39 | 625.47 | 918.10 | 1,051.42 | 762.84 | 0.15 | 0.12 | 0.21 |
| Lebanon | 241.52 | 265.86 | 216.52 | 275.37 | 291.32 | 259.58 | 0.13 | 0.08 | 0.18 |
| Lesotho | 188.93 | 201.75 | 175.37 | 210.83 | 252.79 | 168.03 | 0.11 | 0.25 | -0.05 |
| Liberia | 155.31 | 156.9 | 153.71 | 181.76 | 191.3 | 172.37 | 0.18 | 0.22 | 0.13 |
| Libya | 144.39 | 147.93 | 141.22 | 235.42 | 251.28 | 219.75 | 0.62 | 0.68 | 0.55 |
| Lithuania | 696.50 | 821.46 | 557.43 | 952.28 | 1,111.20 | 767.46 | 0.35 | 0.34 | 0.36 |
| Luxembourg | 331.01 | 338.92 | 322.77 | 336.41 | 328.1 | 344.77 | 0.02 | -0.03 | 0.06 |
| Macedonia | 443.04 | 439.15 | 446.89 | 632.29 | 642.09 | 622.41 | 0.41 | 0.45 | 0.38 |
| Madagascar | 238.88 | 231.76 | 246.02 | 253.15 | 266.5 | 239.73 | 0.07 | 0.16 | -0.01 |
| Malawi | 162.76 | 179.83 | 145.09 | 202.44 | 226.93 | 177.85 | 0.26 | 0.28 | 0.25 |
| Malaysia | 200.87 | 191.27 | 210.19 | 267.88 | 252.62 | 283.43 | 0.33 | 0.32 | 0.34 |
| Maldives | 143.89 | 106.65 | 179.27 | 164.67 | 152.73 | 176.54 | 0.14 | 0.42 | -0.01 |
| Mali | 201.21 | 222.31 | 179.64 | 145.64 | 161.63 | 129.97 | -0.27 | -0.27 | -0.26 |
| Malta | 237.17 | 227.51 | 247.17 | 355.4 | 336.31 | 374.65 | 0.47 | 0.46 | 0.48 |
| Marshall Islands | 215.83 | 191.01 | 239.58 | 264.24 | 244.43 | 283.37 | 0.22 | 0.28 | 0.18 |
| Mauritania | 208.19 | 220.74 | 195.56 | 193.46 | 210.35 | 176.81 | -0.06 | -0.04 | -0.09 |
| Mauritius | 303.83 | 290.62 | 317.11 | 419.72 | 405.08 | 434.71 | 0.36 | 0.38 | 0.35 |
| Mexico | 58.19 | 60.22 | 56.13 | 60.83 | 58.91 | 62.76 | 0.04 | -0.03 | 0.11 |
| Moldova | 569.41 | 637.57 | 494.63 | 604.57 | 667.78 | 536.24 | 0.05 | 0.03 | 0.07 |
| Mongolia | 314.18 | 324.64 | 303.47 | 477.35 | 496.74 | 457.57 | 0.51 | 0.52 | 0.50 |
| Montenegro | 389.14 | 421.72 | 356.27 | 656 | 691.82 | 619.33 | 0.67 | 0.63 | 0.72 |
| Morocco | 171.35 | 183.93 | 158.71 | 249.07 | 266.05 | 231.7 | 0.44 | 0.43 | 0.44 |
| Mozambique | 227.54 | 235.12 | 219.27 | 296.01 | 321.57 | 269.28 | 0.31 | 0.37 | 0.24 |
| Myanmar | 293.35 | 274.19 | 313.3 | 363.33 | 348.73 | 378.6 | 0.27 | 0.29 | 0.25 |
| Namibia | 200.33 | 216.62 | 183.33 | 221.89 | 258.65 | 183.17 | 0.11 | 0.19 | 0.00 |
| Nepal | 181.07 | 179.23 | 182.94 | 230.96 | 215.79 | 247.09 | 0.29 | 0.21 | 0.37 |
| Netherlands | 299.22 | 304.55 | 293.76 | 352.78 | 335.6 | 370.25 | 0.17 | 0.10 | 0.24 |
| New Zealand | 318.38 | 317.39 | 319.39 | 330.3 | 308.02 | 353.44 | 0.02 | -0.04 | 0.09 |
| Nicaragua | 57.08 | 60.37 | 53.75 | 75.4 | 80.83 | 69.81 | 0.33 | 0.34 | 0.31 |
| Niger | 133.56 | 138.85 | 128.1 | 155.39 | 154.87 | 155.9 | 0.18 | 0.13 | 0.24 |
| Nigeria | 154.77 | 162.72 | 146.99 | 140.76 | 145.75 | 135.96 | -0.09 | -0.10 | -0.07 |
| North Korea | 302.58 | 339.47 | 263.51 | 458.77 | 489.96 | 426.18 | 0.52 | 0.45 | 0.63 |
| Northern Mariana Islands | 212.82 | 183.52 | 239.15 | 202.32 | 168.59 | 236.29 | -0.03 | -0.07 | 0.01 |
| Norway | 376.16 | 370.81 | 381.63 | 336.68 | 331.46 | 341.83 | -0.11 | -0.11 | -0.12 |
| Oman | 127.85 | 140.35 | 117.88 | 170.64 | 181.05 | 165.37 | 0.33 | 0.28 | 0.39 |
| Pakistan | 227.32 | 193.11 | 259.07 | 243.01 | 219.77 | 265.01 | 0.07 | 0.14 | 0.03 |
| Palestine | 137.66 | 147.95 | 127.61 | 163.46 | 174.28 | 152.94 | 0.17 | 0.17 | 0.18 |
| Panama | 83.59 | 80.8 | 86.32 | 111.47 | 110.8 | 112.14 | 0.36 | 0.39 | 0.33 |
| Papua New Guinea | 207.86 | 201.1 | 214.32 | 266.82 | 274.54 | 259.41 | 0.29 | 0.37 | 0.21 |
| Paraguay | 149.6 | 144.28 | 154.81 | 211.96 | 197.09 | 226.38 | 0.40 | 0.35 | 0.45 |
| Peru | 95.47 | 98.02 | 92.91 | 122.47 | 128.84 | 116.1 | 0.28 | 0.31 | 0.25 |
| Philippines | 168.44 | 160.48 | 176.23 | 241.72 | 237.66 | 245.7 | 0.45 | 0.49 | 0.41 |
| Poland | 457.74 | 488.46 | 425.43 | 579.82 | 595.83 | 562.59 | 0.25 | 0.21 | 0.31 |
| Portugal | 409.46 | 398.61 | 421.13 | 475.78 | 465.97 | 486.24 | 0.14 | 0.15 | 0.13 |
| Puerto Rico | 225.54 | 216.43 | 235.21 | 304.77 | 313.35 | 295.5 | 0.34 | 0.43 | 0.25 |
| Qatar | 127.88 | 112.98 | 135.24 | 144.01 | 144.7 | 143.75 | 0.11 | 0.26 | 0.05 |
| Romania | 650.10 | 674.15 | 625.37 | 834.69 | 871.95 | 795.04 | 0.27 | 0.28 | 0.26 |
| Russia | 748.74 | 908.81 | 566.96 | 905.27 | 1,039.88 | 747.18 | 0.20 | 0.14 | 0.31 |
| Rwanda | 183.17 | 194.46 | 171.48 | 190.24 | 216.75 | 161.41 | 0.04 | 0.12 | -0.05 |
| Saint Lucia | 254.9 | 250.64 | 259.28 | 261.65 | 264.62 | 258.57 | 0.04 | 0.06 | 0.02 |
| Saint Vincent and the Grenadines | 208.44 | 223.37 | 193.37 | 243.01 | 246.33 | 239.75 | 0.17 | 0.11 | 0.25 |
| Samoa | 305.73 | 288.39 | 321.72 | 334.95 | 331.19 | 338.48 | 0.09 | 0.14 | 0.05 |
| Sao Tome and Principe | 193.06 | 199.55 | 186.45 | 165.13 | 180.33 | 149.82 | -0.14 | -0.10 | -0.19 |
| Saudi Arabia | 144.53 | 148.16 | 141.67 | 176.86 | 166.19 | 185.06 | 0.20 | 0.10 | 0.28 |
| Senegal | 179.9 | 183.69 | 176.08 | 165.65 | 180.29 | 150.48 | -0.07 | -0.02 | -0.14 |

| | | | | | | | | | |
|------------------------------------------------------|---------|---------|---------|---------|----------|---------|-------|-------|-------|
| Serbia | 562.42 | 583.98 | 540.27 | 766.72 | 800.30 | 731.51 | 0.35 | 0.36 | 0.34 |
| Seychelles | 290.33 | 282.43 | 298.26 | 294.58 | 294.12 | 295.02 | 0.01 | 0.04 | -0.02 |
| Sierra Leone | 194.98 | 183.88 | 206.31 | 203.85 | 209.56 | 198.03 | 0.07 | 0.16 | -0.02 |
| Singapore | 334.16 | 332.44 | 335.84 | 482.54 | 474.23 | 491.14 | 0.41 | 0.40 | 0.43 |
| Slovakia | 472.35 | 492.54 | 451.20 | 566.25 | 589.68 | 541.52 | 0.18 | 0.18 | 0.19 |
| Slovenia | 464.91 | 503.19 | 424.33 | 585.83 | 602.23 | 569.13 | 0.24 | 0.18 | 0.32 |
| Solomon Islands | 265.91 | 237.28 | 293.01 | 276.62 | 258.23 | 294.44 | 0.04 | 0.09 | 0.01 |
| Somalia | 204.66 | 217.04 | 192.06 | 198.02 | 214.28 | 181.6 | -0.03 | -0.01 | -0.05 |
| South Africa | 268.77 | 277.31 | 260.04 | 291.4 | 305.56 | 276.74 | 0.08 | 0.10 | 0.06 |
| South Korea | 381.36 | 403.54 | 359.28 | 636.86 | 630.08 | 643.73 | 0.62 | 0.52 | 0.73 |
| South Sudan | 206.35 | 217.37 | 195.23 | 240.8 | 259.98 | 221.68 | 0.17 | 0.20 | 0.14 |
| Spain | 311.95 | 315.71 | 308.04 | 377.09 | 382.68 | 371.35 | 0.20 | 0.20 | 0.19 |
| Sri Lanka | 191.25 | 174.22 | 207.94 | 354.84 | 348.1 | 362.08 | 0.88 | 1.02 | 0.77 |
| Sudan | 164.63 | 170.49 | 158.82 | 195.06 | 207.51 | 182.7 | 0.19 | 0.22 | 0.16 |
| Suriname | 200.82 | 198.64 | 202.93 | 263.33 | 265.39 | 261.28 | 0.31 | 0.33 | 0.29 |
| Swaziland | 145.46 | 152.32 | 137.8 | 196.66 | 229.43 | 163.2 | 0.35 | 0.50 | 0.18 |
| Sweden | 457.74 | 395.93 | 521.06 | 427.8 | 346.39 | 509.37 | -0.08 | -0.13 | -0.04 |
| Switzerland | 303.44 | 301.99 | 304.95 | 317.1 | 309.97 | 324.39 | 0.04 | 0.02 | 0.05 |
| Syria | 154.48 | 151.19 | 157.66 | 226.16 | 231.21 | 221.24 | 0.45 | 0.52 | 0.39 |
| Taiwan | 343.43 | 301.7 | 382.16 | 478.85 | 482.52 | 475.17 | 0.42 | 0.62 | 0.28 |
| Tajikistan | 280.19 | 314.28 | 245.69 | 220.18 | 231.59 | 209.03 | -0.22 | -0.26 | -0.15 |
| Tanzania | 168.33 | 180.13 | 156.31 | 185.74 | 197.56 | 173.76 | 0.12 | 0.11 | 0.13 |
| Thailand | 208.74 | 191.15 | 226.65 | 386.97 | 360.11 | 414.6 | 0.85 | 0.88 | 0.83 |
| The Bahamas | 176.33 | 179.11 | 173.52 | 259.9 | 269.99 | 249.36 | 0.46 | 0.49 | 0.42 |
| The Gambia | 163.37 | 155.57 | 171.06 | 153.67 | 148.58 | 158.85 | -0.06 | -0.04 | -0.07 |
| Timor-Leste | 124.83 | 121.67 | 127.91 | 217.62 | 218.27 | 216.99 | 0.76 | 0.81 | 0.71 |
| Togo | 168.49 | 174.6 | 162.21 | 154.81 | 157.65 | 151.91 | -0.07 | -0.09 | -0.05 |
| Tonga | 267.37 | 273.58 | 261.3 | 286.6 | 296.26 | 277 | 0.07 | 0.08 | 0.06 |
| Trinidad and Tobago | 213.76 | 210.7 | 216.83 | 282.79 | 278.04 | 287.67 | 0.31 | 0.31 | 0.31 |
| Tunisia | 219.98 | 213.83 | 226.05 | 325.09 | 331.5 | 318.54 | 0.46 | 0.53 | 0.39 |
| Turkey | 198.35 | 209.99 | 186.42 | 239.6 | 263.49 | 214.87 | 0.20 | 0.25 | 0.15 |
| Turkmenistan | 302.22 | 337.17 | 266.29 | 365.1 | 386.68 | 342.79 | 0.20 | 0.14 | 0.28 |
| Uganda | 168.63 | 181.57 | 155.53 | 147.76 | 160.38 | 135.13 | -0.11 | -0.11 | -0.11 |
| Ukraine | 814.45 | 958.73 | 646.56 | 909.43 | 1,037.28 | 758.42 | 0.11 | 0.08 | 0.17 |
| United Arab Emirates | 163.52 | 153.01 | 168.98 | 183.81 | 158.17 | 193.15 | 0.11 | 0.02 | 0.13 |
| United Kingdom | 573.47 | 607.74 | 537.23 | 650.1 | 635.41 | 665.17 | 0.13 | 0.04 | 0.23 |
| United States | 309.02 | 318.25 | 299.32 | 318.97 | 312.6 | 325.56 | 0.02 | -0.02 | 0.07 |
| Uruguay | 398.26 | 401.56 | 394.76 | 410.05 | 435.06 | 383.25 | 0.02 | 0.08 | -0.04 |
| Uzbekistan | 262.09 | 291.22 | 232.32 | 296.73 | 314.72 | 278.16 | 0.12 | 0.07 | 0.19 |
| Vanuatu | 333.9 | 286.26 | 378.94 | 354.32 | 334.01 | 374.12 | 0.03 | 0.14 | -0.05 |
| Venezuela | 80.46 | 81.79 | 79.15 | 109.09 | 111.62 | 106.55 | 0.34 | 0.35 | 0.33 |
| Vietnam | 315.87 | 301.07 | 331.12 | 332.32 | 324.86 | 339.95 | 0.08 | 0.10 | 0.06 |
| Virgin Islands, U.S. | 192.23 | 186.41 | 198.39 | 387 | 377.89 | 397.02 | 0.99 | 1.00 | 0.98 |
| Yemen | 145.88 | 159.45 | 132.06 | 182.95 | 197.14 | 169.06 | 0.25 | 0.23 | 0.28 |
| Zambia | 173.56 | 190.3 | 156.55 | 211.5 | 230.2 | 192.75 | 0.23 | 0.22 | 0.25 |
| Zimbabwe | 145.91 | 153.62 | 138.13 | 109.71 | 124.9 | 94.08 | -0.25 | -0.19 | -0.32 |
| Other cardiovascular and circulatory diseases | | | | | | | | | |
| Afghanistan | 731.42 | 553.09 | 901.19 | 823.67 | 640.16 | 995.98 | 0.13 | 0.16 | 0.11 |
| Albania | 1580.12 | 1384.1 | 1766.81 | 3077.36 | 2794.24 | 3365.05 | 0.93 | 1.00 | 0.90 |
| Algeria | 1269.44 | 1352.33 | 1188.57 | 1619.45 | 1811.96 | 1429.59 | 0.26 | 0.32 | 0.18 |
| American Samoa | 677.9 | 354.93 | 983.62 | 711.51 | 369.41 | 1051.84 | 0.05 | 0.04 | 0.07 |
| Andorra | 1624.82 | 1714.77 | 1529.98 | 1767.58 | 1814.26 | 1718.95 | 0.08 | 0.05 | 0.11 |
| Angola | 705.97 | 728.96 | 682.42 | 691.39 | 703.46 | 679.15 | -0.01 | -0.03 | 0.00 |
| Antigua and Barbuda | 1435.5 | 1082.97 | 1812.56 | 1586.52 | 1242.26 | 1961.94 | 0.10 | 0.14 | 0.08 |
| Argentina | 969.59 | 1173.79 | 757.34 | 1072.29 | 1288.61 | 846.55 | 0.10 | 0.09 | 0.12 |
| Armenia | 113.57 | 134.73 | 91.14 | 202.44 | 234.07 | 166.01 | 0.76 | 0.71 | 0.79 |
| Australia | 1018.81 | 1091.47 | 945.75 | 1209.8 | 1251.79 | 1167.7 | 0.18 | 0.14 | 0.23 |
| Austria | 1377.44 | 1613.49 | 1120.23 | 1575.95 | 1710.64 | 1434.58 | 0.13 | 0.06 | 0.26 |
| Azerbaijan | 137.68 | 134.85 | 140.63 | 222.58 | 205.73 | 239.63 | 0.60 | 0.51 | 0.69 |
| Bahrain | 687.51 | 543.15 | 793.67 | 647.86 | 634.29 | 656.17 | -0.06 | 0.16 | -0.18 |
| Bangladesh | 60.87 | 45.5 | 75.56 | 103.58 | 77.23 | 129.43 | 0.72 | 0.71 | 0.74 |

| | | | | | | | | | |
|----------------------------------|---------|----------|---------|---------|---------|----------|-------|-------|-------|
| Barbados | 1327.27 | 1267.32 | 1391.87 | 1847.5 | 1745.89 | 1957.94 | 0.38 | 0.37 | 0.39 |
| Belarus | 111.87 | 144.11 | 75.36 | 141.38 | 181.61 | 94.73 | 0.25 | 0.25 | 0.24 |
| Belgium | 1852.2 | 1901.66 | 1800.44 | 1816.31 | 1829.58 | 1802.53 | -0.03 | -0.04 | -0.01 |
| Belize | 1127.83 | 769.12 | 1480.52 | 1161.66 | 851.93 | 1473.24 | 0.03 | 0.11 | 0.00 |
| Benin | 2308.46 | 2833.62 | 1749.71 | 2231.24 | 2703.04 | 1757.6 | -0.03 | -0.04 | 0.02 |
| Bermuda | 1546.13 | 1299.16 | 1796.23 | 1808.44 | 1668.45 | 1951.1 | 0.16 | 0.28 | 0.08 |
| Bhutan | 75.93 | 56.12 | 94.34 | 122.18 | 89.23 | 150.54 | 0.59 | 0.57 | 0.58 |
| Bolivia | 726.29 | 486.11 | 964.82 | 940.49 | 601.03 | 1278.7 | 0.27 | 0.22 | 0.30 |
| Bosnia and Herzegovina | 1240.88 | 1012.66 | 1469.35 | 2234.73 | 1780.14 | 2693.53 | 0.78 | 0.74 | 0.81 |
| Botswana | 412.98 | 658.07 | 162.07 | 638.94 | 1020.57 | 256.95 | 0.54 | 0.54 | 0.58 |
| Brazil | 1953.66 | 1643.92 | 2268.29 | 2131.36 | 1831.64 | 2441.09 | 0.08 | 0.10 | 0.07 |
| Brunei | 275.3 | 223.68 | 321.51 | 371.98 | 324.85 | 416.33 | 0.31 | 0.40 | 0.26 |
| Bulgaria | 2568.08 | 2086.17 | 3063.56 | 3230.23 | 2875.04 | 3,602.99 | 0.25 | 0.37 | 0.17 |
| Burkina Faso | 2229.36 | 2770.73 | 1662.77 | 2033.41 | 2507.34 | 1553.32 | -0.08 | -0.09 | -0.06 |
| Burundi | 993.91 | 1,233.82 | 745.59 | 909.36 | 1060.75 | 754.67 | -0.05 | -0.12 | 0.05 |
| Cambodia | 890.14 | 610.01 | 1190.27 | 973.77 | 795.02 | 1161.48 | 0.12 | 0.32 | 0.01 |
| Cameroon | 2583.48 | 2820.7 | 2343.27 | 2538.91 | 2659.15 | 2418.73 | 0.00 | -0.05 | 0.05 |
| Canada | 1165.08 | 1386.15 | 940.21 | 1371.45 | 1522.17 | 1218.6 | 0.16 | 0.09 | 0.27 |
| Cape Verde | 4250.1 | 4624.99 | 3835.53 | 4775.14 | 5616.57 | 3911.17 | 0.12 | 0.21 | 0.02 |
| Central African Republic | 1012.68 | 1226.89 | 791.21 | 971.59 | 1158.84 | 779.34 | -0.04 | -0.05 | -0.01 |
| Chad | 1932.02 | 2383.39 | 1474.08 | 1807.01 | 2123.04 | 1491.73 | -0.06 | -0.11 | 0.02 |
| Chile | 338.36 | 382.36 | 293.18 | 610.06 | 666.69 | 551.91 | 0.77 | 0.72 | 0.85 |
| China | 1161.5 | 881.94 | 1426.7 | 1655.84 | 1492.03 | 1810.14 | 0.45 | 0.71 | 0.30 |
| Colombia | 1286.24 | 1317.4 | 1254.69 | 2221.15 | 2383.97 | 2053.3 | 0.71 | 0.80 | 0.62 |
| Comoros | 1173.11 | 1492.65 | 855.61 | 1154.5 | 1444.53 | 869.7 | -0.01 | -0.03 | 0.02 |
| Congo | 1018.74 | 1243.37 | 792.94 | 1018.77 | 1223.29 | 814.56 | 0.00 | -0.01 | 0.03 |
| Costa Rica | 1060.91 | 1035.34 | 1086.07 | 1651.72 | 1637.84 | 1665.59 | 0.54 | 0.56 | 0.51 |
| Cote d'Ivoire | 1959.56 | 2276.11 | 1667.89 | 2258.99 | 2487.21 | 2038.54 | 0.16 | 0.10 | 0.24 |
| Croatia | 2701.25 | 2529.22 | 2884.05 | 3782.54 | 3511.69 | 4073.23 | 0.39 | 0.38 | 0.40 |
| Cuba | 668.08 | 521.06 | 812.88 | 1034.32 | 844.52 | 1222.32 | 0.53 | 0.61 | 0.49 |
| Cyprus | 1693.67 | 1801.06 | 1583.55 | 1672.23 | 1778.91 | 1558.19 | -0.03 | -0.03 | -0.04 |
| Czech Republic | 2093.13 | 2218.66 | 1960.07 | 3116.75 | 3222.62 | 3007.48 | 0.48 | 0.44 | 0.52 |
| Democratic Republic of the Congo | 875.57 | 1085.5 | 660.45 | 794.35 | 934.34 | 653.64 | -0.09 | -0.14 | -0.01 |
| Denmark | 1580.88 | 1524.31 | 1639.1 | 1615.31 | 1475.6 | 1757.25 | 0.02 | -0.03 | 0.06 |
| Djibouti | 1157.92 | 1427.66 | 891.35 | 1589.95 | 2029.57 | 1154.23 | 0.37 | 0.42 | 0.29 |
| Dominica | 884.41 | 745.81 | 1024.04 | 1119.79 | 988.82 | 1252.84 | 0.27 | 0.33 | 0.24 |
| Dominican Republic | 1351.81 | 871.3 | 1825.93 | 1430.91 | 1039.19 | 1825.22 | 0.05 | 0.18 | 0.00 |
| Ecuador | 606.29 | 403.56 | 806.78 | 756.23 | 540.61 | 971.9 | 0.25 | 0.34 | 0.21 |
| Egypt | 1747.55 | 1568.59 | 1925.28 | 1827.74 | 1656.93 | 1995.03 | 0.05 | 0.05 | 0.04 |
| El Salvador | 1215.46 | 1146.52 | 1287.66 | 1550.1 | 1569.53 | 1528.14 | 0.28 | 0.37 | 0.20 |
| Equatorial Guinea | 1175.57 | 1471.47 | 892.46 | 1138.48 | 1311.22 | 974.19 | -0.03 | -0.11 | 0.09 |
| Eritrea | 692.15 | 837 | 545.48 | 879.66 | 1107.96 | 652.19 | 0.28 | 0.33 | 0.20 |
| Estonia | 397.78 | 401.78 | 393.22 | 549.46 | 553.54 | 544.67 | 0.37 | 0.37 | 0.37 |
| Ethiopia | 728.98 | 961.82 | 494.67 | 832.69 | 1124.59 | 539.81 | 0.15 | 0.18 | 0.10 |
| Federated States of Micronesia | 943.89 | 561.25 | 1310.17 | 950.92 | 671.26 | 1217.28 | 0.00 | 0.19 | -0.08 |
| Fiji | 768.26 | 615.58 | 916.21 | 990.82 | 942.26 | 1037.76 | 0.28 | 0.52 | 0.12 |
| Finland | 1078.02 | 1213.66 | 934.13 | 1431.9 | 1518.66 | 1342.47 | 0.31 | 0.24 | 0.41 |
| France | 2632.56 | 2501.44 | 2770.82 | 2805.71 | 2559.69 | 3067.66 | 0.06 | 0.02 | 0.10 |
| Gabon | 1662.89 | 2168.95 | 1135.72 | 1445.86 | 1814.01 | 1086 | -0.13 | -0.16 | -0.04 |
| Georgia | 501 | 419.81 | 590.54 | 678.06 | 564.03 | 802.8 | 0.34 | 0.34 | 0.35 |
| Germany | 1666.06 | 1864.88 | 1452.46 | 1909.1 | 1961.91 | 1854.49 | 0.13 | 0.05 | 0.26 |
| Ghana | 2046.77 | 2048.54 | 2045.05 | 2466.69 | 2541.1 | 2391.52 | 0.22 | 0.25 | 0.19 |
| Greece | 918.96 | 874.15 | 964.91 | 1020.44 | 1022.77 | 1018 | 0.10 | 0.16 | 0.04 |
| Greenland | 1540.61 | 1265.63 | 1778.59 | 2258.4 | 1676.51 | 2762.92 | 0.44 | 0.31 | 0.51 |
| Grenada | 978.81 | 706.58 | 1258.18 | 1005.09 | 750.44 | 1258.16 | 0.04 | 0.07 | 0.02 |
| Guam | 610.81 | 578.33 | 639.18 | 788.8 | 794.95 | 782.82 | 0.30 | 0.38 | 0.24 |
| Guatemala | 652.91 | 502.46 | 805.52 | 767.39 | 623.29 | 917.79 | 0.20 | 0.26 | 0.17 |
| Guinea | 3021.01 | 3059.12 | 2982.04 | 3038.65 | 2981.51 | 3095.53 | 0.01 | -0.02 | 0.04 |
| Guinea-Bissau | 2382.07 | 2813.12 | 1940.61 | 2405.7 | 2788.63 | 2017.98 | 0.02 | 0.00 | 0.05 |
| Guyana | 561.04 | 388.98 | 738.68 | 705.3 | 538.14 | 870.86 | 0.26 | 0.38 | 0.19 |
| Haiti | 928.82 | 583.29 | 1284.52 | 920.42 | 623.47 | 1223.86 | 0.02 | 0.09 | -0.01 |

| | | | | | | | | | |
|--------------------------|-----------|----------|-----------|-----------|----------|-----------|-------|-------|-------|
| Honduras | 725.22 | 601.09 | 848.48 | 750.88 | 639.64 | 862.13 | 0.04 | 0.06 | 0.02 |
| Hungary | 1117.62 | 1110.33 | 1125.51 | 1620.03 | 1644.16 | 1593.42 | 0.44 | 0.47 | 0.41 |
| Iceland | 1194.97 | 1160.27 | 1229.37 | 1243.3 | 1190.48 | 1297.26 | 0.03 | 0.02 | 0.04 |
| India | 19.67 | 17.94 | 21.29 | 32.2 | 30.19 | 34.08 | 0.64 | 0.68 | 0.60 |
| Indonesia | 671.24 | 558.76 | 782.76 | 862.45 | 764.65 | 958.84 | 0.30 | 0.38 | 0.25 |
| Iran | 5,985.76 | 3,723.63 | 8,165.73 | 4837.16 | 3584.34 | 6071.26 | -0.21 | -0.06 | -0.27 |
| Iraq | 1400.41 | 1185.26 | 1611.65 | 1328 | 1183.71 | 1468.72 | -0.05 | 0.00 | -0.09 |
| Ireland | 762.26 | 777.5 | 746.88 | 793.33 | 787.2 | 799.64 | 0.03 | 0.00 | 0.06 |
| Israel | 563.43 | 512.1 | 614.95 | 617.17 | 591.65 | 643.12 | 0.09 | 0.15 | 0.04 |
| Italy | 995.57 | 1031.75 | 957.18 | 1109.9 | 1096.1 | 1124.58 | 0.10 | 0.06 | 0.16 |
| Jamaica | 1350.61 | 1028.31 | 1681.15 | 1591.07 | 1253.25 | 1931.57 | 0.17 | 0.21 | 0.14 |
| Japan | 1268.16 | 1146.83 | 1393.86 | 1754.01 | 1616.06 | 1899.3 | 0.35 | 0.39 | 0.33 |
| Jordan | 1246.53 | 1311.24 | 1187.97 | 1250.02 | 1435.22 | 1073.76 | -0.01 | 0.08 | -0.11 |
| Kazakhstan | 503.13 | 343.87 | 672.37 | 646.27 | 429.33 | 878.73 | 0.28 | 0.25 | 0.31 |
| Kenya | 408.68 | 565.16 | 251.1 | 507.55 | 750.77 | 264.38 | 0.25 | 0.33 | 0.06 |
| Kiribati | 869.01 | 549.33 | 1195.37 | 953.41 | 654.53 | 1259.97 | 0.10 | 0.19 | 0.06 |
| Kuwait | 733.05 | 751.78 | 716.66 | 760.49 | 895.64 | 655.01 | 0.02 | 0.17 | -0.10 |
| Kyrgyzstan | 222.99 | 220.66 | 225.42 | 240.59 | 229.48 | 251.95 | 0.08 | 0.04 | 0.12 |
| Laos | 861.65 | 600.48 | 1123.18 | 846.14 | 628.09 | 1066.37 | 0.00 | 0.06 | -0.03 |
| Latvia | 248.87 | 294.62 | 196.17 | 340.71 | 398.93 | 272.91 | 0.35 | 0.34 | 0.37 |
| Lebanon | 1423.97 | 1454.85 | 1392.24 | 1567.15 | 1718.89 | 1416.95 | 0.09 | 0.17 | 0.01 |
| Lesotho | 667.89 | 1036.48 | 277.57 | 710.94 | 1147.76 | 265.26 | 0.06 | 0.11 | -0.05 |
| Liberia | 2089.1 | 2495.28 | 1680.64 | 2212.74 | 2652.66 | 1779.93 | 0.06 | 0.07 | 0.07 |
| Libya | 1776.08 | 1452.46 | 2065.9 | 1688.63 | 1558.5 | 1817.23 | -0.06 | 0.06 | -0.13 |
| Lithuania | 498.85 | 537.75 | 455.56 | 780.04 | 842.66 | 707.21 | 0.54 | 0.55 | 0.53 |
| Luxembourg | 3169.19 | 3037.71 | 3306.04 | 2664.7 | 2497.81 | 2832.25 | -0.16 | -0.18 | -0.15 |
| Macedonia | 1935.54 | 1482.35 | 2383.42 | 2759.45 | 2253.49 | 3269.86 | 0.41 | 0.50 | 0.36 |
| Madagascar | 1215.06 | 1335.47 | 1,094.26 | 1195.06 | 1391.4 | 997.5 | 0.00 | 0.05 | -0.07 |
| Malawi | 1037.53 | 1269.12 | 797.79 | 1155.83 | 1450.96 | 859.62 | 0.13 | 0.16 | 0.10 |
| Malaysia | 2204.43 | 1991.36 | 2411.21 | 2520.03 | 2621.96 | 2416.2 | 0.14 | 0.31 | 0.00 |
| Maldives | 2569.85 | 1530.47 | 3556.91 | 2758.37 | 1989.16 | 3523.33 | 0.07 | 0.29 | -0.01 |
| Mali | 2179.77 | 2651.47 | 1697.82 | 1885.19 | 2235.87 | 1541.46 | -0.12 | -0.15 | -0.07 |
| Malta | 909.18 | 808.92 | 1013.02 | 1209.97 | 1090.64 | 1330.26 | 0.30 | 0.33 | 0.28 |
| Marshall Islands | 801.49 | 602.58 | 991.71 | 870.02 | 719.59 | 1015.28 | 0.08 | 0.19 | 0.02 |
| Mauritania | 2064.19 | 2488.34 | 1637.49 | 2387.74 | 2875.54 | 1906.68 | 0.16 | 0.16 | 0.17 |
| Mauritius | 485.14 | 475.27 | 495.06 | 741.59 | 795.57 | 686.29 | 0.51 | 0.66 | 0.36 |
| Mexico | 836.23 | 647.66 | 1026.77 | 1073.77 | 883.92 | 1265.55 | 0.28 | 0.36 | 0.22 |
| Moldova | 223.95 | 179.07 | 273.19 | 300.64 | 237.91 | 368.45 | 0.32 | 0.31 | 0.33 |
| Mongolia | 349.15 | 196.25 | 505.68 | 400.1 | 236.64 | 566.87 | 0.14 | 0.20 | 0.11 |
| Montenegro | 2066.92 | 1786.48 | 2349.81 | 2484.38 | 2184.83 | 2791.05 | 0.19 | 0.21 | 0.17 |
| Morocco | 3222.66 | 2243.9 | 4,205.23 | 3641.54 | 2890.02 | 4410.61 | 0.12 | 0.28 | 0.04 |
| Mozambique | 2940.69 | 2813.52 | 3079.33 | 2953.75 | 2903.07 | 3006.77 | 0.01 | 0.04 | -0.02 |
| Myanmar | 938.82 | 700.4 | 1186.94 | 1153.42 | 1034.07 | 1278.24 | 0.26 | 0.50 | 0.11 |
| Namibia | 584.96 | 915.86 | 239.67 | 638.53 | 1005.65 | 251.79 | 0.09 | 0.10 | 0.05 |
| Nepal | 46.85 | 35.97 | 57.9 | 71.83 | 50.22 | 94.8 | 0.55 | 0.40 | 0.66 |
| Netherlands | 1519.4 | 1772.85 | 1260.2 | 1915.43 | 2005.31 | 1824.04 | 0.25 | 0.13 | 0.43 |
| New Zealand | 647.44 | 668.96 | 625.26 | 780.15 | 751.57 | 809.81 | 0.19 | 0.11 | 0.27 |
| Nicaragua | 777.5 | 762.78 | 792.44 | 1104.33 | 1121.72 | 1086.45 | 0.43 | 0.48 | 0.39 |
| Niger | 1750.61 | 2109.55 | 1379.57 | 1822.38 | 2113.17 | 1536.31 | 0.05 | 0.01 | 0.13 |
| Nigeria | 1999.22 | 2536.02 | 1473.17 | 2094.28 | 2553.6 | 1652.03 | 0.05 | 0.01 | 0.12 |
| North Korea | 1126.58 | 1186.44 | 1063.2 | 1400.55 | 1639.77 | 1150.56 | 0.25 | 0.39 | 0.09 |
| Northern Mariana Islands | 876.82 | 636.15 | 1093.13 | 885.89 | 632.21 | 1141.38 | 0.03 | 0.00 | 0.07 |
| Norway | 1578.68 | 1529.99 | 1628.46 | 1366.54 | 1276.19 | 1455.85 | -0.14 | -0.17 | -0.12 |
| Oman | 14,355.49 | 9,232.59 | 18,442.27 | 11,031.67 | 8,207.19 | 12,463.87 | -0.23 | -0.12 | -0.33 |
| Pakistan | 57.95 | 36.46 | 77.89 | 73.11 | 50.93 | 94.11 | 0.27 | 0.40 | 0.21 |
| Palestine | 726.34 | 743.75 | 709.35 | 736.29 | 800.47 | 673.9 | 0.00 | 0.07 | -0.06 |
| Panama | 774.8 | 710.2 | 837.99 | 1257.47 | 1197.88 | 1316.73 | 0.65 | 0.71 | 0.61 |
| Papua New Guinea | 1050.62 | 650.16 | 1432.85 | 1095.17 | 729.57 | 1446.44 | 0.04 | 0.12 | 0.01 |
| Paraguay | 1473.39 | 1054.68 | 1882.58 | 1537.94 | 1186.31 | 1878.99 | 0.03 | 0.12 | -0.01 |
| Peru | 841.91 | 512.41 | 1171.5 | 1082.73 | 735.89 | 1430.06 | 0.29 | 0.44 | 0.22 |
| Philippines | 129.83 | 117.86 | 141.56 | 151.75 | 150.18 | 153.28 | 0.18 | 0.28 | 0.09 |

| | | | | | | | | | |
|----------------------------------|---------|----------|---------|---------|---------|---------|-------|-------|-------|
| Poland | 1177.99 | 1033.3 | 1330.16 | 1860.37 | 1658.98 | 2077.11 | 0.56 | 0.59 | 0.55 |
| Portugal | 1374.49 | 1288.28 | 1467.21 | 1441.17 | 1415.87 | 1468.15 | 0.03 | 0.09 | -0.02 |
| Puerto Rico | 1315.11 | 1211.15 | 1425.64 | 1598.75 | 1599.22 | 1598.24 | 0.21 | 0.31 | 0.11 |
| Qatar | 1224.2 | 956.6 | 1356.31 | 1151.5 | 987.96 | 1212.65 | -0.07 | 0.01 | -0.12 |
| Romania | 863.49 | 597.96 | 1136.65 | 1380.22 | 1001.01 | 1783.83 | 0.59 | 0.66 | 0.56 |
| Russia | 368.13 | 416.75 | 312.92 | 474.77 | 518.75 | 423.13 | 0.28 | 0.24 | 0.34 |
| Rwanda | 921.73 | 1101.6 | 735.5 | 1097.94 | 1378.18 | 793.11 | 0.20 | 0.26 | 0.09 |
| Saint Lucia | 1057.63 | 820.76 | 1301.58 | 1350.51 | 1113.1 | 1597.02 | 0.29 | 0.37 | 0.25 |
| Saint Vincent and the Grenadines | 1206.14 | 941.62 | 1473.3 | 1456.48 | 1167.93 | 1739.73 | 0.21 | 0.24 | 0.19 |
| Samoa | 943.26 | 657.17 | 1206.97 | 1019.72 | 763.4 | 1260.41 | 0.07 | 0.16 | 0.04 |
| Sao Tome and Principe | 3156.34 | 3,904.67 | 2394.17 | 2683.14 | 3244.65 | 2117.37 | -0.15 | -0.17 | -0.11 |
| Saudi Arabia | 1329.47 | 1117.36 | 1496.31 | 1553.69 | 1451.21 | 1632.43 | 0.15 | 0.28 | 0.07 |
| Senegal | 1116.38 | 1854.39 | 371.4 | 1250.57 | 2025.04 | 447.73 | 0.13 | 0.10 | 0.22 |
| Serbia | 1522.1 | 1350.21 | 1698.61 | 2157.78 | 1944.35 | 2381.63 | 0.40 | 0.43 | 0.39 |
| Seychelles | 1500.44 | 1144.26 | 1858.15 | 1577.17 | 1294.27 | 1852.57 | 0.05 | 0.13 | -0.01 |
| Sierra Leone | 2353.46 | 2740.07 | 1958.84 | 2234.85 | 2525.58 | 1938.16 | -0.03 | -0.06 | 0.02 |
| Singapore | 275.15 | 349.44 | 202.79 | 470.26 | 598.19 | 337.76 | 0.67 | 0.68 | 0.63 |
| Slovakia | 1978.2 | 1858.95 | 2103.09 | 2791.61 | 2701.06 | 2887.17 | 0.39 | 0.44 | 0.36 |
| Slovenia | 1560.81 | 1618.22 | 1499.95 | 2590.8 | 2523.85 | 2658.96 | 0.64 | 0.54 | 0.74 |
| Solomon Islands | 853.32 | 441.48 | 1243.28 | 872.77 | 487.33 | 1246.3 | 0.02 | 0.10 | 0.00 |
| Somalia | 1068.78 | 1334.43 | 798.38 | 973.99 | 1179.98 | 766.1 | -0.09 | -0.11 | -0.04 |
| South Africa | 1066.26 | 1362.5 | 763.12 | 1496.81 | 2009.69 | 965.81 | 0.40 | 0.47 | 0.26 |
| South Korea | 801.48 | 837.69 | 765.43 | 1038.22 | 1126.74 | 948.64 | 0.26 | 0.31 | 0.20 |
| South Sudan | 1130.23 | 1343.03 | 915.43 | 1235.89 | 1495.54 | 977.01 | 0.10 | 0.12 | 0.07 |
| Spain | 1997.91 | 1816.29 | 2187.14 | 1969.08 | 1818.11 | 2123.95 | -0.02 | -0.01 | -0.04 |
| Sri Lanka | 2183.35 | 1521.45 | 2832.5 | 2392.06 | 1926.69 | 2892.31 | 0.11 | 0.28 | 0.04 |
| Sudan | 2124.57 | 1385.36 | 2857.99 | 2101.45 | 1460.66 | 2737.54 | -0.01 | 0.06 | -0.04 |
| Suriname | 874 | 649.25 | 1091.57 | 1049.88 | 842.87 | 1256.12 | 0.20 | 0.29 | 0.15 |
| Swaziland | 437.64 | 656.98 | 192.34 | 589.04 | 926.68 | 244.28 | 0.34 | 0.41 | 0.26 |
| Sweden | 1602.25 | 1462.32 | 1745.57 | 1509.3 | 1395.67 | 1623.15 | -0.07 | -0.05 | -0.09 |
| Switzerland | 2770.92 | 2712.43 | 2832.17 | 2792.73 | 2623.48 | 2965.78 | 0.00 | -0.04 | 0.04 |
| Syria | 886.21 | 635.1 | 1129.27 | 766.05 | 622.23 | 906.37 | -0.14 | -0.03 | -0.20 |
| Taiwan | 1255.63 | 1366.19 | 1152.99 | 2162.91 | 2747.35 | 1576.51 | 0.76 | 1.03 | 0.41 |
| Tajikistan | 24.31 | 18.88 | 29.81 | 29.28 | 20.92 | 37.45 | 0.20 | 0.11 | 0.25 |
| Tanzania | 1101.84 | 1334.19 | 865.35 | 1188.53 | 1402.16 | 972.28 | 0.10 | 0.07 | 0.15 |
| Thailand | 2054.65 | 1742.01 | 2373.04 | 2518.8 | 2523.57 | 2513.9 | 0.22 | 0.44 | 0.06 |
| The Bahamas | 780.08 | 698.27 | 863.02 | 1038.97 | 991.88 | 1088.08 | 0.32 | 0.40 | 0.25 |
| The Gambia | 2065.83 | 2106.39 | 2025.84 | 2160.42 | 2219.84 | 2099.83 | 0.05 | 0.05 | 0.04 |
| Timor-Leste | 738.8 | 517.72 | 954.31 | 841 | 650.71 | 1025.4 | 0.15 | 0.27 | 0.08 |
| Togo | 2052.79 | 2490.64 | 1603.59 | 2181.72 | 2615.23 | 1737.97 | 0.07 | 0.06 | 0.10 |
| Tonga | 353.71 | 201.96 | 501.77 | 392.4 | 248.93 | 535.1 | 0.11 | 0.23 | 0.06 |
| Trinidad and Tobago | 488.57 | 448.13 | 529.31 | 690.03 | 677.09 | 703.31 | 0.40 | 0.49 | 0.32 |
| Tunisia | 2096.49 | 2016 | 2176 | 2433.65 | 2630.63 | 2232.04 | 0.15 | 0.29 | 0.01 |
| Turkey | 2438.61 | 2264.52 | 2616.98 | 2967.89 | 3159.72 | 2769.27 | 0.21 | 0.38 | 0.05 |
| Turkmenistan | 70.84 | 71.24 | 70.42 | 86.7 | 85.43 | 88.02 | 0.21 | 0.19 | 0.24 |
| Uganda | 662.21 | 896.15 | 425.21 | 671.17 | 889.09 | 453.04 | 0.03 | 0.00 | 0.09 |
| Ukraine | 103.67 | 123.11 | 81.06 | 128.5 | 151.61 | 101.22 | 0.23 | 0.22 | 0.24 |
| United Arab Emirates | 309.27 | 288.97 | 319.81 | 367.36 | 362.68 | 369.06 | 0.17 | 0.24 | 0.14 |
| United Kingdom | 1109.18 | 1149.58 | 1066.45 | 1164.34 | 1148.6 | 1180.48 | 0.05 | 0.00 | 0.10 |
| United States | 1849.28 | 1928.89 | 1765.56 | 1984.18 | 1982.38 | 1986.04 | 0.07 | 0.03 | 0.11 |
| Uruguay | 1386.54 | 1363.11 | 1411.41 | 1508.36 | 1526.13 | 1489.33 | 0.08 | 0.11 | 0.05 |
| Uzbekistan | 48.96 | 35.13 | 63.1 | 67.25 | 46.98 | 88.19 | 0.36 | 0.33 | 0.39 |
| Vanuatu | 817.65 | 377.48 | 1233.87 | 872.36 | 473.29 | 1261.54 | 0.03 | 0.22 | -0.02 |
| Venezuela | 400.52 | 459.25 | 342.7 | 864.26 | 942.13 | 785.72 | 1.13 | 1.03 | 1.26 |
| Vietnam | 860.22 | 879.48 | 840.36 | 1249.47 | 1381.01 | 1115.1 | 0.49 | 0.59 | 0.37 |
| Virgin Islands, U.S. | 1226.54 | 1038.55 | 1425.67 | 2105.72 | 1778.91 | 2464.93 | 0.70 | 0.69 | 0.71 |
| Yemen | 1422.45 | 1013.28 | 1839.13 | 1259.57 | 948.33 | 1564.41 | -0.12 | -0.07 | -0.15 |
| Zambia | 993.68 | 1208.54 | 775.19 | 1047.57 | 1289.43 | 805.04 | 0.07 | 0.08 | 0.05 |
| Zimbabwe | 507.61 | 729.02 | 284.34 | 599.9 | 855.27 | 337.04 | 0.18 | 0.17 | 0.19 |
| Peripheral artery disease | | | | | | | | | |
| Afghanistan | 653.96 | 645.14 | 662.36 | 756.16 | 761.2 | 751.42 | 0.16 | 0.18 | 0.14 |

| | | | | | | | | | |
|----------------------------------|---------|---------|---------|---------|---------|---------|-------|-------|-------|
| Albania | 1591.44 | 1653.79 | 1532.06 | 3412.93 | 3484.08 | 3340.63 | 1.13 | 1.09 | 1.17 |
| Algeria | 1011.8 | 1028.41 | 995.6 | 1897.16 | 1869.53 | 1924.41 | 0.85 | 0.79 | 0.90 |
| American Samoa | 787.15 | 787.74 | 786.59 | 861 | 934.88 | 787.49 | 0.09 | 0.18 | 0.00 |
| Andorra | 3256.32 | 3704.63 | 2783.63 | 4190.56 | 4603.82 | 3759.97 | 0.28 | 0.24 | 0.33 |
| Angola | 775.66 | 818.05 | 732.21 | 765.7 | 801.21 | 729.73 | 0.00 | -0.01 | 0.01 |
| Antigua and Barbuda | 2211.16 | 2360.63 | 2051.28 | 2389.93 | 2445.49 | 2329.34 | 0.08 | 0.03 | 0.13 |
| Argentina | 1667.25 | 1757.06 | 1573.89 | 1944.88 | 2152.12 | 1728.62 | 0.16 | 0.22 | 0.10 |
| Armenia | 1863.27 | 2060.54 | 1654.19 | 3601.6 | 3914.45 | 3241.26 | 0.90 | 0.87 | 0.93 |
| Australia | 2414.7 | 2346.29 | 2483.48 | 2957.49 | 2790.19 | 3125.22 | 0.22 | 0.18 | 0.25 |
| Austria | 3436.01 | 4034.54 | 2783.87 | 4226.71 | 4622.53 | 3811.25 | 0.22 | 0.14 | 0.35 |
| Azerbaijan | 1409.23 | 1612.68 | 1196.94 | 2189.67 | 2346.78 | 2030.71 | 0.54 | 0.44 | 0.68 |
| Bahrain | 934.06 | 900.66 | 958.62 | 1299.65 | 1356.46 | 1264.86 | 0.38 | 0.50 | 0.31 |
| Bangladesh | 846.91 | 814.35 | 878.02 | 1272.73 | 1257.57 | 1287.6 | 0.52 | 0.55 | 0.49 |
| Barbados | 2801.73 | 3118.93 | 2459.92 | 4221.58 | 4392.2 | 4036.15 | 0.49 | 0.40 | 0.62 |
| Belarus | 3076.33 | 3711.6 | 2356.8 | 4431.54 | 5336.07 | 3382.27 | 0.43 | 0.43 | 0.42 |
| Belgium | 3347.64 | 3771.9 | 2903.71 | 4023.36 | 4406.49 | 3625.13 | 0.19 | 0.16 | 0.23 |
| Belize | 1177.56 | 1159.56 | 1195.25 | 1280.94 | 1205.16 | 1357.18 | 0.09 | 0.04 | 0.15 |
| Benin | 1129.77 | 1207.41 | 1047.17 | 1100.91 | 1129.25 | 1072.45 | -0.02 | -0.06 | 0.04 |
| Bermuda | 2129.07 | 2111.03 | 2147.33 | 3068.38 | 3105.75 | 3030.3 | 0.43 | 0.46 | 0.40 |
| Bhutan | 930.29 | 884.88 | 972.49 | 1455.03 | 1374.02 | 1524.76 | 0.55 | 0.53 | 0.55 |
| Bolivia | 1655.28 | 1673.97 | 1636.72 | 2418.91 | 2423.88 | 2413.96 | 0.44 | 0.42 | 0.45 |
| Bosnia and Herzegovina | 2256.86 | 2551.76 | 1961.64 | 4962.2 | 5382.14 | 4538.38 | 1.17 | 1.09 | 1.28 |
| Botswana | 1211.7 | 1345.91 | 1074.31 | 1700.78 | 1753.57 | 1647.95 | 0.40 | 0.30 | 0.52 |
| Brazil | 1942.58 | 2068.57 | 1814.6 | 3644.06 | 3885.22 | 3394.84 | 0.86 | 0.86 | 0.85 |
| Brunei | 551.54 | 566.05 | 538.56 | 1024.74 | 1135.88 | 920.16 | 0.80 | 0.94 | 0.66 |
| Bulgaria | 3683.06 | 3861.77 | 3499.33 | 5749.08 | 6401 | 5064.89 | 0.55 | 0.65 | 0.44 |
| Burkina Faso | 1077.14 | 1138.86 | 1012.54 | 909.97 | 989.09 | 829.83 | -0.15 | -0.13 | -0.17 |
| Burundi | 1008.59 | 1052.98 | 962.63 | 941.52 | 903.98 | 979.87 | -0.04 | -0.12 | 0.06 |
| Cambodia | 770.67 | 809.22 | 729.37 | 1149.32 | 1276.82 | 1015.42 | 0.52 | 0.60 | 0.43 |
| Cameroon | 1149.55 | 1151.96 | 1147.11 | 1087.89 | 1076.39 | 1099.38 | -0.04 | -0.05 | -0.02 |
| Canada | 1783.83 | 1792.19 | 1775.33 | 2238.26 | 2170.27 | 2307.2 | 0.24 | 0.20 | 0.28 |
| Cape Verde | 1526.19 | 1579.47 | 1467.26 | 1861.36 | 2018.51 | 1700 | 0.21 | 0.27 | 0.15 |
| Central African Republic | 1031.76 | 1073.03 | 989.09 | 1000 | 1055.75 | 942.76 | -0.03 | -0.01 | -0.04 |
| Chad | 1045.96 | 1051.34 | 1040.5 | 875.4 | 870.35 | 880.44 | -0.16 | -0.17 | -0.15 |
| Chile | 1366.27 | 1435.03 | 1295.65 | 2223.44 | 2391.86 | 2050.52 | 0.60 | 0.64 | 0.55 |
| China | 1074.55 | 1129.88 | 1022.05 | 2125.8 | 2202.08 | 2053.95 | 1.02 | 0.97 | 1.06 |
| Colombia | 1430.41 | 1523.37 | 1336.24 | 2620.91 | 2714.72 | 2524.2 | 0.82 | 0.77 | 0.87 |
| Comoros | 1090.92 | 1134.08 | 1048.05 | 1103.93 | 1098.58 | 1109.17 | 0.01 | -0.03 | 0.06 |
| Congo | 1219.11 | 1278.17 | 1159.75 | 1206.07 | 1254.2 | 1158.01 | -0.01 | -0.02 | 0.00 |
| Costa Rica | 1618.64 | 1670.52 | 1567.59 | 2973.27 | 3010.25 | 2936.33 | 0.81 | 0.78 | 0.85 |
| Cote d'Ivoire | 1098.53 | 975.57 | 1211.83 | 1177.75 | 1006.53 | 1343.13 | 0.08 | 0.04 | 0.12 |
| Croatia | 3411.36 | 3917.58 | 2873.41 | 5492.44 | 6151.8 | 4784.79 | 0.60 | 0.56 | 0.65 |
| Cuba | 2761.88 | 2753.07 | 2770.55 | 4582.37 | 4623.2 | 4541.93 | 0.64 | 0.67 | 0.62 |
| Cyprus | 2410.21 | 2479.84 | 2338.8 | 3170.53 | 3283.72 | 3049.52 | 0.29 | 0.30 | 0.27 |
| Czech Republic | 3564.91 | 4078.04 | 3020.98 | 5020.39 | 5562.86 | 4460.46 | 0.40 | 0.35 | 0.46 |
| Democratic Republic of the Congo | 883.88 | 962.82 | 803 | 828 | 866 | 789.8 | -0.06 | -0.10 | -0.01 |
| Denmark | 3731.94 | 4155.55 | 3295.97 | 4035.8 | 4284.93 | 3782.69 | 0.08 | 0.03 | 0.14 |
| Djibouti | 1043.97 | 1066.28 | 1021.92 | 1613.94 | 1581.82 | 1645.78 | 0.54 | 0.48 | 0.60 |
| Dominica | 2001.22 | 1987.57 | 2014.97 | 2896.17 | 2931.9 | 2859.87 | 0.46 | 0.48 | 0.43 |
| Dominican Republic | 1320.28 | 1222.64 | 1416.63 | 2291.88 | 2259.16 | 2324.82 | 0.73 | 0.84 | 0.64 |
| Ecuador | 1466.33 | 1480.45 | 1452.38 | 2365.01 | 2383.19 | 2346.83 | 0.62 | 0.61 | 0.62 |
| Egypt | 1335.04 | 1412.47 | 1258.14 | 1572.05 | 1653.42 | 1492.38 | 0.18 | 0.17 | 0.19 |
| El Salvador | 1382.32 | 1422.76 | 1339.98 | 2514.8 | 2585.87 | 2434.46 | 0.83 | 0.82 | 0.84 |
| Equatorial Guinea | 1246.32 | 1326.92 | 1169.2 | 1242.25 | 1173.49 | 1307.65 | 0.00 | -0.11 | 0.12 |
| Eritrea | 660.94 | 717.74 | 603.42 | 873.13 | 929.64 | 816.82 | 0.33 | 0.30 | 0.36 |
| Estonia | 3319.3 | 4028.47 | 2512.29 | 5159.5 | 6193.64 | 3945.26 | 0.54 | 0.52 | 0.55 |
| Ethiopia | 970.95 | 922.17 | 1020.04 | 1144.1 | 1129.09 | 1159.16 | 0.19 | 0.23 | 0.15 |
| Federated States of Micronesia | 812.98 | 838.56 | 788.49 | 1107.98 | 1176.88 | 1042.36 | 0.36 | 0.40 | 0.31 |
| Fiji | 745.04 | 745.2 | 744.9 | 1419.96 | 1480.97 | 1360.97 | 0.89 | 0.98 | 0.81 |
| Finland | 3105.13 | 3634.61 | 2543.38 | 4125.42 | 4523.08 | 3715.54 | 0.31 | 0.24 | 0.44 |
| France | 3235.52 | 3663.36 | 2784.39 | 4042.19 | 4479.28 | 3576.8 | 0.24 | 0.22 | 0.28 |

| | | | | | | | | | |
|------------------|---------|---------|---------|---------|---------|---------|-------|-------|-------|
| Gabon | 1699.98 | 1826.34 | 1568.35 | 1513.13 | 1599.75 | 1428.45 | -0.11 | -0.12 | -0.09 |
| Georgia | 2794.48 | 3219.57 | 2325.64 | 4209.51 | 4757.89 | 3609.69 | 0.50 | 0.47 | 0.54 |
| Germany | 3609.09 | 4120.98 | 3059.14 | 4654.45 | 4844.65 | 4457.79 | 0.28 | 0.17 | 0.44 |
| Ghana | 954.78 | 941.95 | 967.21 | 1167.86 | 1174.9 | 1160.74 | 0.24 | 0.26 | 0.22 |
| Greece | 3191.16 | 3351.9 | 3026.3 | 4424.6 | 4743.11 | 4090.31 | 0.37 | 0.41 | 0.34 |
| Greenland | 702.08 | 659.88 | 738.6 | 1297.45 | 1043.08 | 1517.99 | 0.81 | 0.57 | 1.00 |
| Grenada | 2074.77 | 2283.23 | 1860.84 | 2233.37 | 2429.29 | 2038.67 | 0.09 | 0.07 | 0.12 |
| Guam | 940.17 | 991.34 | 895.48 | 2014.31 | 2117.05 | 1914.46 | 1.16 | 1.15 | 1.17 |
| Guatemala | 1107.4 | 1097.25 | 1117.71 | 1513.16 | 1555.33 | 1469.15 | 0.40 | 0.44 | 0.35 |
| Guinea | 1194.94 | 1190.98 | 1198.97 | 1134.96 | 1106.75 | 1163.04 | -0.05 | -0.07 | -0.03 |
| Guinea-Bissau | 1254.59 | 1263.19 | 1245.78 | 1194.98 | 1171.65 | 1218.61 | -0.04 | -0.07 | -0.01 |
| Guyana | 1219.1 | 1192.72 | 1246.32 | 1933.89 | 1936.14 | 1931.67 | 0.59 | 0.62 | 0.56 |
| Haiti | 1272.73 | 1261.49 | 1284.3 | 1494.05 | 1518.72 | 1468.85 | 0.21 | 0.22 | 0.19 |
| Honduras | 1174.62 | 1194.33 | 1155.04 | 1774.25 | 1770.84 | 1777.66 | 0.51 | 0.48 | 0.55 |
| Hungary | 4150.95 | 4669.03 | 3590.52 | 5764.46 | 6626.17 | 4814.54 | 0.38 | 0.41 | 0.33 |
| Iceland | 2322.39 | 2474.46 | 2171.66 | 2945.28 | 3060.92 | 2827.17 | 0.25 | 0.23 | 0.28 |
| India | 1045.31 | 1045.28 | 1045.33 | 1520.99 | 1565.65 | 1479.49 | 0.46 | 0.50 | 0.42 |
| Indonesia | 1061.33 | 1088.69 | 1034.19 | 1554.8 | 1605.87 | 1504.48 | 0.49 | 0.49 | 0.48 |
| Iran | 965.35 | 891.9 | 1036.13 | 1590.52 | 1479.92 | 1699.46 | 0.62 | 0.63 | 0.62 |
| Iraq | 1074.65 | 1069.92 | 1079.31 | 1014.97 | 1065.66 | 965.54 | -0.06 | -0.01 | -0.11 |
| Ireland | 2637.89 | 2835.76 | 2438.27 | 2756.13 | 2865.3 | 2643.72 | 0.03 | 0.00 | 0.07 |
| Israel | 2090.15 | 2179.61 | 2000.36 | 2458.88 | 2661.47 | 2252.85 | 0.17 | 0.22 | 0.12 |
| Italy | 3527.26 | 3886.53 | 3146.06 | 4482.48 | 4924.28 | 4012.76 | 0.26 | 0.26 | 0.26 |
| Jamaica | 2031.67 | 2069.85 | 1992.52 | 2690.14 | 2666.41 | 2714.06 | 0.31 | 0.28 | 0.35 |
| Japan | 2296.3 | 2538.37 | 2045.51 | 4037.62 | 4549.11 | 3498.94 | 0.72 | 0.77 | 0.66 |
| Jordan | 956.89 | 928.56 | 982.53 | 1097.07 | 1086.79 | 1106.86 | 0.13 | 0.16 | 0.11 |
| Kazakhstan | 1877.85 | 2287.89 | 1442.1 | 2444.05 | 2813.69 | 2047.99 | 0.30 | 0.23 | 0.42 |
| Kenya | 897.41 | 877.66 | 917.3 | 963.51 | 987.1 | 939.93 | 0.08 | 0.13 | 0.03 |
| Kiribati | 851.79 | 928.61 | 773.38 | 1030.38 | 1139.53 | 918.43 | 0.21 | 0.23 | 0.19 |
| Kuwait | 677.04 | 509.82 | 823.3 | 890.81 | 804.45 | 958.21 | 0.30 | 0.56 | 0.15 |
| Kyrgyzstan | 1636.6 | 1933.71 | 1326.72 | 1676.59 | 1856.39 | 1492.95 | 0.02 | -0.04 | 0.12 |
| Laos | 973.5 | 1027.31 | 919.61 | 1149.89 | 1215.14 | 1083.99 | 0.20 | 0.20 | 0.20 |
| Latvia | 3357.89 | 4051.42 | 2559.05 | 4993.74 | 6015.09 | 3804.25 | 0.47 | 0.47 | 0.47 |
| Lebanon | 1746.98 | 1662.23 | 1834.07 | 2400.22 | 2280.08 | 2519.14 | 0.36 | 0.36 | 0.36 |
| Lesotho | 1812.86 | 1954.26 | 1663.11 | 1771.38 | 2030.46 | 1507.06 | -0.03 | 0.04 | -0.10 |
| Liberia | 1075.45 | 1037.79 | 1113.33 | 1152.84 | 1140.41 | 1165.07 | 0.08 | 0.10 | 0.05 |
| Libya | 996.79 | 963.14 | 1026.93 | 1577.3 | 1587.64 | 1567.08 | 0.57 | 0.63 | 0.52 |
| Lithuania | 3208.54 | 3737.14 | 2620.24 | 5379.82 | 6416.53 | 4174.14 | 0.66 | 0.70 | 0.57 |
| Luxembourg | 3152.5 | 3588.94 | 2698.24 | 3300.15 | 3611.14 | 2987.91 | 0.05 | 0.01 | 0.10 |
| Macedonia | 2161.63 | 2204.59 | 2119.18 | 3724.69 | 3976.7 | 3470.47 | 0.70 | 0.78 | 0.62 |
| Madagascar | 1109.32 | 1014.91 | 1204.04 | 1108.19 | 1087.19 | 1129.32 | 0.01 | 0.08 | -0.05 |
| Malawi | 1009.57 | 1042.29 | 975.69 | 1131.46 | 1168.44 | 1094.34 | 0.14 | 0.14 | 0.15 |
| Malaysia | 1001.02 | 989.36 | 1012.34 | 1648.99 | 1599.14 | 1699.78 | 0.64 | 0.61 | 0.67 |
| Maldives | 924.09 | 722.73 | 1115.31 | 1447.44 | 1363.47 | 1530.95 | 0.56 | 0.88 | 0.38 |
| Mali | 1209.17 | 1200.1 | 1218.43 | 933.7 | 955.37 | 912.47 | -0.22 | -0.20 | -0.24 |
| Malta | 2403.46 | 2551.32 | 2250.34 | 3913.66 | 4148.27 | 3677.15 | 0.60 | 0.60 | 0.59 |
| Marshall Islands | 630.58 | 658.62 | 603.76 | 914.87 | 971.93 | 859.76 | 0.45 | 0.47 | 0.42 |
| Mauritania | 1095.87 | 1126.19 | 1065.38 | 1235.33 | 1259.73 | 1211.26 | 0.13 | 0.12 | 0.15 |
| Mauritius | 1323.92 | 1467.35 | 1179.91 | 2759.45 | 2956.25 | 2557.78 | 1.06 | 1.00 | 1.13 |
| Mexico | 1453.98 | 1527.36 | 1379.83 | 2342.22 | 2398.8 | 2285.05 | 0.60 | 0.56 | 0.64 |
| Moldova | 2283.26 | 2578.42 | 1959.45 | 3264.1 | 3726.58 | 2764.09 | 0.41 | 0.43 | 0.39 |
| Mongolia | 1241.36 | 1269.73 | 1212.33 | 1473.53 | 1578.11 | 1366.83 | 0.18 | 0.23 | 0.12 |
| Montenegro | 2767.37 | 3133.01 | 2398.54 | 4446.02 | 4776.18 | 4108 | 0.59 | 0.51 | 0.69 |
| Morocco | 1127.93 | 1147.49 | 1108.3 | 1961.55 | 1955.21 | 1968.04 | 0.72 | 0.69 | 0.76 |
| Mozambique | 1208.99 | 1262.17 | 1151.01 | 1273.63 | 1334.06 | 1210.41 | 0.06 | 0.06 | 0.06 |
| Myanmar | 1174.74 | 1220.67 | 1126.94 | 1727.95 | 1818.1 | 1633.66 | 0.51 | 0.52 | 0.49 |
| Namibia | 1527.96 | 1615.99 | 1436.11 | 1752.95 | 1870.29 | 1629.34 | 0.15 | 0.16 | 0.14 |
| Nepal | 1017.54 | 1122.65 | 910.9 | 1536.24 | 1560.29 | 1510.67 | 0.52 | 0.40 | 0.68 |
| Netherlands | 2861.38 | 3224.09 | 2490.44 | 3563.1 | 3794.25 | 3328.08 | 0.23 | 0.17 | 0.32 |
| New Zealand | 2334.06 | 2267.65 | 2402.51 | 2905.6 | 2694.4 | 3124.87 | 0.23 | 0.17 | 0.28 |
| Nicaragua | 1133.05 | 1215.88 | 1048.96 | 1878.82 | 1978.48 | 1776.32 | 0.67 | 0.63 | 0.71 |

| | | | | | | | | | |
|----------------------------------|---------|---------|---------|---------|---------|---------|-------|-------|-------|
| Niger | 920.69 | 916.3 | 925.23 | 1001.67 | 929.14 | 1073.02 | 0.10 | 0.02 | 0.18 |
| Nigeria | 1049.31 | 1048.39 | 1050.2 | 1050.81 | 1018.67 | 1081.75 | 0.00 | -0.03 | 0.03 |
| North Korea | 944.79 | 1211.46 | 662.36 | 1656.43 | 2036.1 | 1259.65 | 0.76 | 0.69 | 0.91 |
| Northern Mariana Islands | 521.05 | 484.89 | 553.55 | 556.12 | 465.28 | 647.61 | 0.08 | -0.03 | 0.20 |
| Norway | 3534.45 | 3918.36 | 3141.88 | 3339.11 | 3621.52 | 3059.98 | -0.06 | -0.08 | -0.04 |
| Oman | 692.62 | 775.4 | 626.58 | 927.08 | 995.85 | 892.21 | 0.33 | 0.28 | 0.42 |
| Pakistan | 1115 | 1032.97 | 1191.14 | 1365.3 | 1362.73 | 1367.73 | 0.23 | 0.32 | 0.15 |
| Palestine | 720.54 | 730.46 | 710.85 | 962.48 | 973.74 | 951.54 | 0.32 | 0.32 | 0.32 |
| Panama | 1618.25 | 1631.84 | 1604.97 | 2758.78 | 2781.19 | 2736.5 | 0.73 | 0.73 | 0.74 |
| Papua New Guinea | 535.02 | 575.26 | 496.61 | 745.85 | 808.33 | 685.82 | 0.40 | 0.41 | 0.38 |
| Paraguay | 1826.31 | 1881.81 | 1772.07 | 2755.34 | 2741.87 | 2768.41 | 0.49 | 0.44 | 0.55 |
| Peru | 1374.51 | 1391.73 | 1357.29 | 2341.98 | 2402.79 | 2281.09 | 0.71 | 0.73 | 0.68 |
| Philippines | 844.85 | 903.86 | 787.07 | 1333.92 | 1437.93 | 1231.83 | 0.59 | 0.60 | 0.58 |
| Poland | 3309.85 | 3782.62 | 2812.62 | 4927.57 | 5581.34 | 4223.97 | 0.47 | 0.46 | 0.49 |
| Portugal | 3158.33 | 3428.56 | 2867.69 | 4204.05 | 4624.75 | 3755.43 | 0.31 | 0.33 | 0.28 |
| Puerto Rico | 2908.24 | 2889.54 | 2928.13 | 4391.75 | 4660.6 | 4101.32 | 0.50 | 0.60 | 0.39 |
| Qatar | 666.48 | 557.16 | 720.45 | 727.57 | 673.31 | 747.87 | 0.08 | 0.19 | 0.03 |
| Romania | 3330.32 | 3613.59 | 3038.91 | 5377.08 | 5938.67 | 4779.33 | 0.60 | 0.63 | 0.56 |
| Russia | 2918.43 | 3657.95 | 2078.64 | 4140.65 | 4943.21 | 3198.16 | 0.41 | 0.34 | 0.52 |
| Rwanda | 796.41 | 814.4 | 777.77 | 990.41 | 1060.83 | 913.81 | 0.25 | 0.31 | 0.18 |
| Saint Lucia | 1968.32 | 1987.72 | 1948.36 | 2801.32 | 2834.37 | 2767 | 0.44 | 0.44 | 0.45 |
| Saint Vincent and the Grenadines | 1707.02 | 1813.41 | 1599.56 | 2420.73 | 2433.4 | 2408.3 | 0.43 | 0.34 | 0.52 |
| Samoa | 942.59 | 1016.44 | 874.52 | 1358.35 | 1494.17 | 1230.81 | 0.43 | 0.46 | 0.40 |
| Sao Tome and Principe | 1575.88 | 1562.81 | 1589.2 | 1241.91 | 1280.37 | 1203.17 | -0.21 | -0.18 | -0.24 |
| Saudi Arabia | 836.62 | 882.68 | 800.39 | 1195.32 | 1138.14 | 1239.25 | 0.41 | 0.27 | 0.52 |
| Senegal | 1046.87 | 1038.63 | 1055.19 | 1064.67 | 1106.57 | 1021.23 | 0.02 | 0.07 | -0.02 |
| Serbia | 3041.48 | 3290.16 | 2786.11 | 4997.18 | 5416.27 | 4557.62 | 0.63 | 0.63 | 0.62 |
| Seychelles | 1809.61 | 2031.62 | 1586.65 | 2410.92 | 2663.64 | 2164.9 | 0.33 | 0.31 | 0.36 |
| Sierra Leone | 1209.4 | 1114.16 | 1306.62 | 1057.8 | 1002.92 | 1113.81 | -0.11 | -0.09 | -0.13 |
| Singapore | 1257.8 | 1454.74 | 1065.99 | 2410.33 | 2829.11 | 1976.62 | 0.87 | 0.91 | 0.81 |
| Slovakia | 2824.71 | 3155.75 | 2478.02 | 4028.18 | 4614.69 | 3409.31 | 0.41 | 0.45 | 0.36 |
| Slovenia | 3270.8 | 3827.51 | 2680.49 | 5184.2 | 5802.76 | 4554.53 | 0.56 | 0.50 | 0.67 |
| Solomon Islands | 646.7 | 598.25 | 692.57 | 789.77 | 769.68 | 809.24 | 0.22 | 0.29 | 0.17 |
| Somalia | 1129.89 | 1130.68 | 1129.08 | 1010.61 | 1003.73 | 1017.57 | -0.10 | -0.11 | -0.10 |
| South Africa | 2032.84 | 2221.59 | 1839.7 | 2624.16 | 2946.71 | 2290.22 | 0.29 | 0.32 | 0.24 |
| South Korea | 896.83 | 1039.76 | 754.53 | 2103.85 | 2438.56 | 1765.08 | 1.28 | 1.28 | 1.26 |
| South Sudan | 1111.32 | 1101.2 | 1121.53 | 1252.02 | 1235.41 | 1268.59 | 0.13 | 0.12 | 0.13 |
| Spain | 3084.81 | 3508.59 | 2643.3 | 3690.96 | 4212.75 | 3155.7 | 0.19 | 0.19 | 0.18 |
| Sri Lanka | 1412.11 | 1362.06 | 1461.19 | 2396.45 | 2506.03 | 2278.65 | 0.72 | 0.86 | 0.59 |
| Sudan | 832.9 | 820.08 | 845.62 | 991.79 | 993.63 | 989.98 | 0.20 | 0.21 | 0.18 |
| Suriname | 1495.94 | 1529.7 | 1463.25 | 2232.21 | 2351.7 | 2113.17 | 0.49 | 0.53 | 0.44 |
| Swaziland | 1266.67 | 1304.25 | 1224.63 | 1570.67 | 1677.84 | 1461.24 | 0.24 | 0.28 | 0.19 |
| Sweden | 3980.33 | 4307.61 | 3645.12 | 3946.38 | 4163.01 | 3729.31 | -0.02 | -0.04 | 0.01 |
| Switzerland | 3276.34 | 3678.81 | 2854.85 | 3654.46 | 3980.85 | 3320.71 | 0.11 | 0.08 | 0.15 |
| Syria | 912.44 | 877.74 | 946.04 | 1331.3 | 1364.61 | 1298.81 | 0.45 | 0.55 | 0.36 |
| Taiwan | 1131.49 | 1148.79 | 1115.42 | 2335.74 | 2491.2 | 2179.77 | 1.11 | 1.19 | 1.02 |
| Tajikistan | 1160.66 | 1272.42 | 1047.56 | 1100.86 | 1090.11 | 1111.35 | -0.05 | -0.15 | 0.06 |
| Tanzania | 1063.34 | 1084.13 | 1042.18 | 1169.81 | 1131.89 | 1208.2 | 0.12 | 0.06 | 0.18 |
| Thailand | 1290.34 | 1331.23 | 1248.69 | 2875.24 | 2984.18 | 2763.18 | 1.23 | 1.23 | 1.21 |
| The Bahamas | 1481.12 | 1582.98 | 1377.84 | 2813.65 | 2967.85 | 2652.85 | 0.88 | 0.85 | 0.91 |
| The Gambia | 929.27 | 808.1 | 1048.71 | 920.63 | 836.31 | 1006.61 | -0.01 | 0.04 | -0.04 |
| Timor-Leste | 595.41 | 604.1 | 586.93 | 1184.55 | 1204.26 | 1165.45 | 1.01 | 1.01 | 1.00 |
| Togo | 994.28 | 1005.84 | 982.42 | 991.53 | 994.77 | 988.21 | 0.01 | -0.01 | 0.02 |
| Tonga | 1084.88 | 1155.84 | 1015.64 | 1471.79 | 1649.12 | 1295.42 | 0.35 | 0.42 | 0.27 |
| Trinidad and Tobago | 1738.38 | 1805.54 | 1670.72 | 3015.62 | 3129.9 | 2898.31 | 0.72 | 0.71 | 0.72 |
| Tunisia | 1400.18 | 1350.87 | 1448.9 | 2431.95 | 2481.26 | 2381.48 | 0.71 | 0.81 | 0.62 |
| Turkey | 1755.5 | 1785.16 | 1725.11 | 2339.36 | 2509.14 | 2163.57 | 0.32 | 0.40 | 0.25 |
| Turkmenistan | 1207.86 | 1386.78 | 1023.93 | 1553.45 | 1695.82 | 1406.22 | 0.28 | 0.21 | 0.36 |
| Uganda | 878.01 | 880.93 | 875.05 | 798.82 | 814.51 | 783.12 | -0.08 | -0.07 | -0.09 |
| Ukraine | 3526.71 | 4248.6 | 2686.65 | 4909.64 | 5770.37 | 3893 | 0.38 | 0.35 | 0.44 |
| United Arab Emirates | 529.03 | 483.97 | 552.43 | 745.64 | 528.24 | 824.88 | 0.39 | 0.08 | 0.47 |

| | | | | | | | | | |
|----------------------|---------|---------|---------|---------|---------|---------|-------|-------|------|
| United Kingdom | 3565.3 | 3937.99 | 3171.08 | 3700.62 | 3907.67 | 3488.4 | 0.03 | -0.01 | 0.09 |
| United States | 1850.29 | 1942.03 | 1753.81 | 2437.32 | 2512.79 | 2359.29 | 0.31 | 0.29 | 0.33 |
| Uruguay | 2351.52 | 2484.69 | 2210.15 | 2716.66 | 3063.44 | 2345.18 | 0.15 | 0.22 | 0.05 |
| Uzbekistan | 1166.08 | 1329.11 | 999.43 | 1510.93 | 1640.35 | 1377.26 | 0.29 | 0.22 | 0.37 |
| Vanuatu | 856.07 | 760.26 | 946.66 | 1033.52 | 1029.01 | 1037.92 | 0.17 | 0.32 | 0.05 |
| Venezuela | 1412.82 | 1466.87 | 1359.6 | 2433.06 | 2527.32 | 2338 | 0.70 | 0.71 | 0.69 |
| Vietnam | 1372.14 | 1558.32 | 1180.22 | 1949.13 | 2245.68 | 1646.19 | 0.45 | 0.46 | 0.44 |
| Virgin Islands, U.S. | 2006.67 | 2004.24 | 2009.25 | 5070.66 | 5079.72 | 5060.7 | 1.50 | 1.51 | 1.49 |
| Yemen | 729.57 | 784.53 | 673.61 | 845.63 | 851.53 | 839.86 | 0.16 | 0.08 | 0.24 |
| Zambia | 976.37 | 989.68 | 962.83 | 1052.86 | 1082.57 | 1023.07 | 0.09 | 0.11 | 0.08 |
| Zimbabwe | 1256.38 | 1272.13 | 1240.49 | 1235.23 | 1240 | 1230.32 | -0.01 | -0.02 | 0.00 |

eTable 4b. All-ages mortality rate for men and women separately and combined, for all CVD level 3 and 4 subcauses, by country in 1990 and 2015

| | 1990 | | | 2015 | | | Median percent change between 1990-2015 | | |
|----------------------------------|-------|--------|-------|-------|--------|-------|-----------------------------------------|--------|-------|
| | Both | Female | Male | Both | Female | Male | Both | Female | Male |
| Aortic aneurysm | | | | | | | | | |
| Afghanistan | 0.56 | 0.3 | 0.8 | 0.78 | 0.45 | 1.09 | 1.10 | 1.17 | 1.05 |
| Albania | 0.68 | 0.44 | 0.91 | 1.58 | 1.09 | 2.08 | 0.69 | 0.82 | 0.64 |
| Algeria | 0.46 | 0.33 | 0.59 | 0.77 | 0.64 | 0.9 | 0.87 | 1.16 | 0.73 |
| American Samoa | 1.73 | 1.68 | 1.77 | 1.32 | 1.39 | 1.25 | -0.04 | -0.17 | 0.05 |
| Andorra | 6.56 | 4.41 | 8.84 | 8.32 | 5.4 | 11.37 | 0.05 | 0.11 | 0.02 |
| Angola | 0.9 | 0.54 | 1.27 | 0.92 | 0.68 | 1.15 | 1.22 | 1.54 | 1.16 |
| Antigua and Barbuda | 2.05 | 1.75 | 2.36 | 2.29 | 2.01 | 2.61 | 0.25 | 0.33 | 0.18 |
| Argentina | 6.26 | 3.99 | 8.62 | 6.78 | 5.21 | 8.42 | 0.06 | 0.16 | 0.06 |
| Armenia | 4.62 | 3.42 | 5.9 | 9.44 | 6.97 | 12.28 | 0.57 | 0.61 | 0.59 |
| Australia | 8.48 | 5.63 | 11.35 | 6.73 | 5.45 | 8.01 | -0.17 | -0.02 | -0.23 |
| Austria | 5.62 | 4.37 | 6.98 | 5.28 | 4.46 | 6.14 | 0.06 | 0.16 | -0.01 |
| Azerbaijan | 0.86 | 0.37 | 1.38 | 1.28 | 0.53 | 2.03 | 0.83 | 0.91 | 0.75 |
| Bahrain | 0.36 | 0.18 | 0.49 | 0.32 | 0.18 | 0.4 | 0.55 | 0.72 | 0.48 |
| Bangladesh | 0.29 | 0.19 | 0.39 | 0.58 | 0.38 | 0.77 | 2.39 | 2.81 | 2.12 |
| Barbados | 3.52 | 2.37 | 4.76 | 4.57 | 3.4 | 5.84 | 0.07 | 0.17 | 0.05 |
| Belarus | 1.84 | 1.26 | 2.49 | 4.49 | 2.85 | 6.38 | 0.79 | 0.80 | 0.74 |
| Belgium | 7.65 | 4.62 | 10.81 | 7.57 | 4.76 | 10.48 | 0.04 | 0.07 | 0.03 |
| Belize | 0.96 | 0.89 | 1.02 | 1.28 | 1.05 | 1.51 | 0.51 | 0.55 | 0.49 |
| Benin | 0.61 | 0.57 | 0.64 | 0.41 | 0.25 | 0.58 | 0.18 | -0.23 | 0.51 |
| Bermuda | 8.33 | 4.15 | 12.57 | 8.56 | 5.06 | 12.13 | 0.21 | 0.37 | 0.18 |
| Bhutan | 0.32 | 0.21 | 0.42 | 0.77 | 0.43 | 1.06 | 3.43 | 3.36 | 3.14 |
| Bolivia | 0.61 | 0.44 | 0.78 | 1.12 | 0.88 | 1.36 | 1.81 | 1.93 | 1.82 |
| Bosnia and Herzegovina | 1.91 | 1.13 | 2.7 | 3.79 | 2.4 | 5.19 | 0.58 | 0.64 | 0.60 |
| Botswana | 1.11 | 0.79 | 1.44 | 1.74 | 0.89 | 2.59 | 0.07 | -0.17 | 0.17 |
| Brazil | 2.27 | 1.21 | 3.34 | 4.79 | 3.6 | 6.02 | 0.96 | 1.67 | 0.70 |
| Brunei | 1.62 | 1.53 | 1.69 | 2.66 | 2.75 | 2.58 | 0.51 | 0.65 | 0.40 |
| Bulgaria | 2.17 | 1.3 | 3.07 | 3.89 | 2.61 | 5.23 | 0.46 | 0.56 | 0.45 |
| Burkina Faso | 0.77 | 0.82 | 0.73 | 0.45 | 0.38 | 0.53 | 0.11 | -0.13 | 0.38 |
| Burundi | 1.51 | 0.88 | 2.15 | 0.67 | 0.45 | 0.91 | 0.09 | 0.21 | 0.04 |
| Cambodia | 0.59 | 0.43 | 0.76 | 0.98 | 0.75 | 1.22 | 2.27 | 2.56 | 2.16 |
| Cameroon | 1.05 | 1.02 | 1.09 | 0.57 | 0.36 | 0.78 | -0.34 | -0.56 | -0.15 |
| Canada | 7.15 | 4.64 | 9.7 | 5.95 | 4.46 | 7.46 | -0.24 | -0.18 | -0.25 |
| Cape Verde | 0.38 | 0.18 | 0.61 | 0.61 | 0.29 | 0.94 | 1.07 | 1.09 | 1.05 |
| Central African Republic | 1.45 | 0.76 | 2.16 | 1.6 | 0.83 | 2.39 | 0.29 | 0.20 | 0.30 |
| Chad | 0.59 | 0.6 | 0.59 | 0.36 | 0.24 | 0.48 | -0.10 | -0.40 | 0.16 |
| Chile | 2.42 | 1.93 | 2.92 | 4.34 | 4.11 | 4.59 | 0.65 | 0.76 | 0.58 |
| China | 0.64 | 0.37 | 0.89 | 0.97 | 0.59 | 1.33 | 0.71 | 1.09 | 0.51 |
| Colombia | 1.92 | 0.97 | 2.89 | 2.69 | 1.63 | 3.77 | 0.52 | 0.69 | 0.51 |
| Comoros | 1.15 | 0.58 | 1.71 | 0.74 | 0.44 | 1.04 | 0.43 | 0.61 | 0.40 |
| Congo | 1.61 | 1 | 2.22 | 1.37 | 1.2 | 1.54 | 0.27 | 0.49 | 0.25 |
| Costa Rica | 1.34 | 0.56 | 2.11 | 2.64 | 1.34 | 3.94 | 0.58 | 0.87 | 0.53 |
| Cote d'Ivoire | 0.82 | 0.6 | 1.02 | 0.51 | 0.24 | 0.77 | -0.17 | -0.45 | -0.03 |
| Croatia | 2.52 | 1.62 | 3.48 | 7.07 | 4.54 | 9.79 | 1.46 | 1.30 | 1.64 |
| Cuba | 5.52 | 2.93 | 8.06 | 7.82 | 4.86 | 10.74 | 0.05 | 0.18 | 0.02 |
| Cyprus | 7.11 | 3.37 | 10.95 | 5.04 | 2.52 | 7.73 | -0.05 | 0.05 | -0.10 |
| Czech Republic | 2.83 | 1.62 | 4.11 | 5.13 | 3.79 | 6.51 | 1.17 | 1.72 | 0.96 |
| Democratic Republic of the Congo | 0.58 | 0.47 | 0.69 | 0.7 | 0.49 | 0.91 | 0.89 | 0.65 | 1.07 |
| Denmark | 11.17 | 6.63 | 15.84 | 11.24 | 7.61 | 14.92 | 0.26 | 0.43 | 0.19 |
| Djibouti | 1.03 | 0.5 | 1.55 | 1.54 | 0.73 | 2.34 | 0.73 | 0.75 | 0.71 |
| Dominica | 2.73 | 2.64 | 2.82 | 5.33 | 4.68 | 5.98 | 0.48 | 0.52 | 0.45 |
| Dominican Republic | 0.75 | 0.4 | 1.1 | 1.55 | 1.03 | 2.08 | 0.79 | 1.19 | 0.65 |
| Ecuador | 1.03 | 0.69 | 1.36 | 1.94 | 1.36 | 2.52 | 0.89 | 0.99 | 0.84 |
| Egypt | 1.66 | 1.5 | 1.82 | 2.1 | 1.86 | 2.33 | 0.81 | 0.92 | 0.74 |
| El Salvador | 0.63 | 0.25 | 1.04 | 1.18 | 0.46 | 2 | 0.99 | 0.87 | 1.10 |
| Equatorial Guinea | 1.56 | 0.93 | 2.16 | 1.45 | 0.95 | 1.92 | 1.05 | 1.20 | 1.00 |
| Eritrea | 0.76 | 0.43 | 1.1 | 0.86 | 0.59 | 1.13 | 0.84 | 0.99 | 0.80 |
| Estonia | 3.54 | 2.49 | 4.74 | 5.42 | 4.04 | 7.03 | 0.64 | 0.65 | 0.70 |
| Ethiopia | 1.12 | 0.51 | 1.73 | 0.74 | 0.45 | 1.04 | 1.04 | 1.50 | 0.92 |
| Federated States of Micronesia | 1.94 | 1.35 | 2.49 | 2.51 | 2.04 | 2.96 | 0.49 | 0.66 | 0.40 |
| Fiji | 2.26 | 1.62 | 2.87 | 4.49 | 3.86 | 5.1 | 0.40 | 0.56 | 0.32 |
| Finland | 10.33 | 6.14 | 14.78 | 11.17 | 7.76 | 14.69 | 0.12 | 0.28 | 0.05 |
| France | 5.75 | 3.9 | 7.7 | 6.49 | 4.4 | 8.71 | 0.09 | 0.07 | 0.11 |
| Gabon | 2.83 | 1.66 | 4.04 | 2.29 | 1.71 | 2.85 | 0.31 | 0.59 | 0.20 |
| Georgia | 1.09 | 0.65 | 1.57 | 4.14 | 1.68 | 6.82 | 1.95 | 1.18 | 2.15 |
| Germany | 6.16 | 4.65 | 7.78 | 6.64 | 5.39 | 7.93 | 0.11 | 0.23 | 0.01 |
| Ghana | 1.03 | 1.36 | 0.7 | 0.75 | 0.77 | 0.72 | 0.08 | -0.10 | 0.43 |

| | | | | | | | | | |
|--------------------------|-------|------|-------|-------|-------|-------|-------|-------|-------|
| Greece | 6.38 | 4.12 | 8.7 | 11.11 | 7 | 15.42 | 0.43 | 0.36 | 0.50 |
| Greenland | 1.52 | 1.24 | 1.75 | 1.72 | 1.35 | 2.05 | 0.36 | 0.43 | 0.32 |
| Grenada | 3.28 | 1.9 | 4.69 | 4.46 | 2.73 | 6.18 | 0.38 | 0.45 | 0.34 |
| Guam | 3.52 | 1.15 | 5.59 | 6.37 | 3.52 | 9.13 | -0.05 | 0.52 | -0.12 |
| Guatemala | 0.55 | 0.23 | 0.87 | 0.63 | 0.27 | 1 | 0.70 | 0.72 | 0.72 |
| Guinea | 0.57 | 0.6 | 0.53 | 0.38 | 0.22 | 0.53 | 0.12 | -0.35 | 0.60 |
| Guinea-Bissau | 0.88 | 0.81 | 0.95 | 0.49 | 0.29 | 0.7 | -0.17 | -0.46 | 0.08 |
| Guyana | 1.19 | 0.87 | 1.52 | 2.25 | 1.55 | 2.95 | 0.86 | 0.83 | 0.87 |
| Haiti | 1.22 | 0.97 | 1.48 | 1.37 | 1.1 | 1.64 | 0.83 | 0.81 | 0.88 |
| Honduras | 0.33 | 0.23 | 0.43 | 0.77 | 0.33 | 1.22 | 1.54 | 0.50 | 2.26 |
| Hungary | 3.65 | 2.86 | 4.5 | 5.12 | 4.37 | 5.96 | 0.63 | 0.62 | 0.67 |
| Iceland | 4.67 | 3.49 | 5.85 | 4.8 | 3.29 | 6.34 | 0.19 | 0.19 | 0.17 |
| India | 0.47 | 0.27 | 0.65 | 1.28 | 0.7 | 1.82 | 2.81 | 2.92 | 2.60 |
| Indonesia | 0.63 | 0.44 | 0.81 | 1.21 | 0.88 | 1.54 | 1.38 | 1.56 | 1.27 |
| Iran | 0.27 | 0.14 | 0.39 | 0.6 | 0.36 | 0.85 | 2.28 | 3.22 | 1.93 |
| Iraq | 1.72 | 1.73 | 1.72 | 1.9 | 1.81 | 1.99 | 0.37 | 0.46 | 0.33 |
| Ireland | 5.55 | 4.1 | 7.02 | 6.01 | 4.48 | 7.58 | 0.37 | 0.46 | 0.31 |
| Israel | 2.22 | 1.54 | 2.91 | 2.38 | 1.73 | 3.03 | 0.15 | 0.16 | 0.18 |
| Italy | 4.7 | 2.41 | 7.13 | 7.59 | 4.63 | 10.74 | 0.42 | 0.58 | 0.43 |
| Jamaica | 1.55 | 1.49 | 1.61 | 2.93 | 2.53 | 3.34 | 0.48 | 0.41 | 0.54 |
| Japan | 4.89 | 4.18 | 5.62 | 14.82 | 14.75 | 14.88 | 0.86 | 1.08 | 0.68 |
| Jordan | 0.83 | 0.48 | 1.14 | 0.75 | 0.47 | 1.02 | 0.57 | 0.89 | 0.41 |
| Kazakhstan | 2.63 | 1.93 | 3.37 | 2.81 | 1.71 | 3.99 | 0.06 | -0.02 | 0.10 |
| Kenya | 0.5 | 0.33 | 0.68 | 0.7 | 0.41 | 0.98 | 0.83 | 0.75 | 0.83 |
| Kiribati | 0.75 | 0.58 | 0.93 | 0.98 | 0.88 | 1.08 | 0.64 | 1.12 | 0.36 |
| Kuwait | 0.35 | 0.21 | 0.47 | 0.53 | 0.29 | 0.72 | 1.06 | 0.85 | 1.12 |
| Kyrgyzstan | 0.57 | 0.43 | 0.71 | 0.52 | 0.36 | 0.68 | 0.20 | 0.24 | 0.15 |
| Laos | 0.8 | 0.56 | 1.04 | 0.81 | 0.61 | 1.01 | 1.58 | 1.94 | 1.41 |
| Latvia | 3.2 | 1.94 | 4.65 | 4.26 | 2.76 | 6.02 | 0.35 | 0.40 | 0.36 |
| Lebanon | 0.95 | 0.58 | 1.33 | 0.99 | 0.76 | 1.22 | 0.55 | 0.68 | 0.55 |
| Lesotho | 1.26 | 0.83 | 1.72 | 1.86 | 1.07 | 2.67 | -0.16 | -0.27 | -0.07 |
| Liberia | 0.6 | 0.56 | 0.64 | 0.29 | 0.19 | 0.39 | 0.14 | -0.27 | 0.59 |
| Libya | 0.34 | 0.24 | 0.43 | 0.69 | 0.46 | 0.91 | 0.69 | 0.81 | 0.62 |
| Lithuania | 2.44 | 1.58 | 3.39 | 4.4 | 2.82 | 6.25 | 0.57 | 0.53 | 0.61 |
| Luxembourg | 6.54 | 4.26 | 8.91 | 4.67 | 3.53 | 5.81 | 0.08 | 0.19 | 0.04 |
| Macedonia | 1.04 | 0.54 | 1.54 | 2.08 | 1.14 | 3.02 | 0.71 | 0.75 | 0.74 |
| Madagascar | 1.43 | 0.74 | 2.12 | 1.49 | 0.83 | 2.14 | 0.78 | 0.90 | 0.71 |
| Malawi | 0.48 | 0.34 | 0.63 | 0.57 | 0.35 | 0.79 | 1.33 | 1.03 | 1.45 |
| Malaysia | 1.78 | 0.91 | 2.63 | 2.52 | 1.16 | 3.9 | 0.32 | 0.41 | 0.24 |
| Maldives | 0.9 | 0.57 | 1.22 | 0.92 | 0.55 | 1.28 | 1.42 | 1.87 | 1.18 |
| Mali | 0.69 | 0.72 | 0.67 | 0.24 | 0.2 | 0.28 | -0.36 | -0.49 | -0.22 |
| Malta | 2.85 | 1.35 | 4.41 | 3.88 | 2.07 | 5.72 | 0.18 | 0.27 | 0.18 |
| Marshall Islands | 1.48 | 0.92 | 2.01 | 2.25 | 1.55 | 2.92 | 0.51 | 0.57 | 0.50 |
| Mauritania | 0.77 | 0.68 | 0.85 | 0.32 | 0.25 | 0.38 | -0.20 | -0.33 | -0.08 |
| Mauritius | 0.95 | 0.61 | 1.3 | 1.29 | 0.76 | 1.83 | 0.08 | -0.07 | 0.18 |
| Mexico | 0.63 | 0.27 | 0.98 | 0.8 | 0.38 | 1.22 | 0.23 | 0.25 | 0.26 |
| Moldova | 0.92 | 0.61 | 1.26 | 1.49 | 1.04 | 1.98 | 0.71 | 0.86 | 0.62 |
| Mongolia | 0.43 | 0.36 | 0.49 | 0.62 | 0.56 | 0.67 | 0.78 | 1.24 | 0.53 |
| Montenegro | 5.57 | 3.74 | 7.4 | 10.42 | 6.32 | 14.62 | 0.53 | 0.55 | 0.45 |
| Morocco | 0.61 | 0.51 | 0.72 | 1.09 | 0.92 | 1.25 | 1.04 | 1.08 | 1.04 |
| Mozambique | 0.54 | 0.28 | 0.83 | 0.87 | 0.42 | 1.33 | 1.77 | 1.65 | 1.76 |
| Myanmar | 0.81 | 0.75 | 0.88 | 1.47 | 1.35 | 1.6 | 1.73 | 1.93 | 1.66 |
| Namibia | 1.58 | 0.97 | 2.21 | 1.26 | 0.57 | 1.99 | -0.08 | -0.29 | -0.01 |
| Nepal | 0.27 | 0.18 | 0.37 | 0.57 | 0.31 | 0.85 | 2.68 | 2.45 | 2.66 |
| Netherlands | 9.63 | 5.39 | 13.96 | 10.21 | 7.16 | 13.31 | 0.08 | 0.30 | 0.01 |
| New Zealand | 11.24 | 8.23 | 14.35 | 9.24 | 7.9 | 10.64 | -0.08 | 0.02 | -0.14 |
| Nicaragua | 0.31 | 0.15 | 0.47 | 0.6 | 0.3 | 0.91 | 1.27 | 1.37 | 1.25 |
| Niger | 0.38 | 0.36 | 0.4 | 0.2 | 0.12 | 0.28 | 0.19 | -0.20 | 0.51 |
| Nigeria | 0.7 | 0.71 | 0.69 | 0.32 | 0.2 | 0.44 | -0.13 | -0.43 | 0.17 |
| North Korea | 0.64 | 0.53 | 0.75 | 1.15 | 0.92 | 1.38 | 0.34 | 0.34 | 0.34 |
| Northern Mariana Islands | 1.57 | 2.05 | 1.15 | 0.93 | 0.91 | 0.96 | -0.17 | -0.22 | 0.00 |
| Norway | 13.14 | 8.44 | 17.95 | 10.43 | 8.33 | 12.5 | 0.06 | 0.20 | 0.03 |
| Oman | 0.44 | 0.16 | 0.67 | 0.6 | 0.2 | 0.81 | 1.37 | 1.33 | 1.07 |
| Pakistan | 0.53 | 0.21 | 0.83 | 1.04 | 0.43 | 1.62 | 1.53 | 1.94 | 1.38 |
| Palestine | 0.48 | 0.42 | 0.54 | 0.74 | 0.56 | 0.92 | 1.05 | 1.03 | 1.07 |
| Panama | 1.6 | 0.77 | 2.4 | 2.13 | 1.12 | 3.12 | 0.13 | 0.23 | 0.11 |
| Papua New Guinea | 1.22 | 0.93 | 1.49 | 1.5 | 1.2 | 1.78 | 0.49 | 0.50 | 0.49 |
| Paraguay | 1.21 | 0.69 | 1.73 | 2.72 | 1.64 | 3.77 | 0.75 | 1.02 | 0.61 |
| Peru | 0.67 | 0.46 | 0.88 | 0.93 | 0.74 | 1.13 | 1.15 | 1.36 | 1.09 |
| Philippines | 0.82 | 0.55 | 1.09 | 1.06 | 0.77 | 1.34 | 0.37 | 0.48 | 0.31 |

| | | | | | | | | | |
|----------------------------------------|-------|-------|-------|-------|-------|-------|-------|-------|-------|
| Poland | 4.24 | 2 | 6.6 | 5.31 | 2.97 | 7.82 | 0.29 | 0.51 | 0.24 |
| Portugal | 2.86 | 1.92 | 3.87 | 3.93 | 2.47 | 5.49 | 0.47 | 0.37 | 0.52 |
| Puerto Rico | 2.37 | 1.27 | 3.53 | 2.51 | 1.9 | 3.18 | -0.09 | 0.08 | -0.11 |
| Qatar | 0.38 | 0.16 | 0.49 | 0.29 | 0.14 | 0.34 | 0.35 | 0.68 | 0.23 |
| Romania | 2.06 | 1.69 | 2.45 | 3.76 | 3.32 | 4.22 | 0.48 | 0.59 | 0.40 |
| Russia | 0.86 | 0.65 | 1.11 | 5.05 | 3.38 | 7.02 | 3.82 | 3.59 | 3.87 |
| Rwanda | 0.9 | 0.64 | 1.16 | 0.71 | 0.54 | 0.9 | 0.85 | 0.93 | 0.81 |
| Saint Lucia | 4.45 | 4.13 | 4.78 | 6.72 | 6.91 | 6.53 | 0.42 | 0.53 | 0.33 |
| Saint Vincent and the Grenadines | 3.59 | 1.9 | 5.29 | 3.21 | 2.4 | 4 | -0.25 | 0.17 | -0.43 |
| Samoa | 1.71 | 1.25 | 2.13 | 2.32 | 2.39 | 2.25 | 0.30 | 0.46 | 0.25 |
| Sao Tome and Principe | 0.98 | 0.83 | 1.14 | 0.61 | 0.4 | 0.81 | 0.07 | -0.17 | 0.26 |
| Saudi Arabia | 0.2 | 0.11 | 0.28 | 0.31 | 0.14 | 0.45 | 1.60 | 1.68 | 1.42 |
| Senegal | 0.63 | 0.55 | 0.7 | 0.38 | 0.24 | 0.52 | 0.06 | -0.24 | 0.30 |
| Serbia | 2.81 | 1.52 | 4.14 | 5.87 | 3.87 | 7.97 | 0.61 | 0.91 | 0.52 |
| Seychelles | 2.01 | 1.09 | 2.94 | 2.02 | 1.39 | 2.63 | 0.11 | 0.37 | 0.02 |
| Sierra Leone | 0.55 | 0.39 | 0.72 | 0.35 | 0.22 | 0.48 | 0.10 | -0.04 | 0.24 |
| Singapore | 2.34 | 1.42 | 3.23 | 3.11 | 2.5 | 3.74 | 0.16 | 0.40 | 0.09 |
| Slovakia | 1.92 | 1.43 | 2.43 | 2.91 | 2.03 | 3.84 | 0.77 | 0.51 | 1.00 |
| Slovenia | 2.65 | 1.81 | 3.54 | 4.63 | 3.2 | 6.08 | 0.75 | 0.66 | 0.83 |
| Solomon Islands | 1.43 | 0.88 | 1.95 | 1.81 | 1.3 | 2.3 | 0.51 | 0.66 | 0.46 |
| Somalia | 1.15 | 0.56 | 1.75 | 0.83 | 0.41 | 1.26 | 0.14 | 0.13 | 0.16 |
| South Africa | 2.35 | 1.67 | 3.06 | 2.39 | 1.4 | 3.41 | -0.13 | -0.25 | -0.08 |
| South Korea | 1.37 | 1.38 | 1.35 | 2.81 | 2.93 | 2.68 | 0.79 | 0.82 | 0.76 |
| South Sudan | 0.81 | 0.51 | 1.12 | 0.85 | 0.52 | 1.19 | 0.68 | 0.62 | 0.73 |
| Spain | 3.84 | 2.11 | 5.64 | 5.36 | 2.89 | 7.89 | 0.42 | 0.32 | 0.51 |
| Sri Lanka | 1.2 | 0.76 | 1.63 | 1.89 | 1.4 | 2.42 | 0.69 | 0.78 | 0.68 |
| Sudan | 0.52 | 0.31 | 0.72 | 0.65 | 0.4 | 0.89 | 1.23 | 1.36 | 1.17 |
| Suriname | 1.36 | 0.68 | 2.02 | 2.14 | 1.08 | 3.19 | 0.45 | 0.54 | 0.41 |
| Swaziland | 1.28 | 0.84 | 1.77 | 1.89 | 0.97 | 2.84 | -0.05 | -0.27 | 0.05 |
| Sweden | 13.39 | 8.88 | 18.01 | 12.49 | 9.82 | 15.16 | 0.10 | 0.22 | 0.06 |
| Switzerland | 7.15 | 4.43 | 10 | 6.67 | 4.8 | 8.58 | 0.10 | 0.21 | 0.06 |
| Syria | 0.7 | 0.49 | 0.9 | 0.89 | 0.72 | 1.06 | -0.01 | 0.50 | -0.23 |
| Taiwan | 2.22 | 1.02 | 3.33 | 3.61 | 2.39 | 4.83 | 0.25 | 0.77 | 0.13 |
| Tajikistan | 0.36 | 0.23 | 0.5 | 0.39 | 0.23 | 0.55 | 1.01 | 1.04 | 0.93 |
| Tanzania | 0.63 | 0.41 | 0.86 | 0.78 | 0.44 | 1.12 | 1.11 | 0.83 | 1.19 |
| Thailand | 0.88 | 0.47 | 1.31 | 3.07 | 2 | 4.16 | 1.21 | 1.90 | 0.95 |
| The Bahamas | 2.36 | 2.02 | 2.71 | 4.16 | 4.1 | 4.23 | 0.54 | 0.66 | 0.45 |
| The Gambia | 0.5 | 0.49 | 0.52 | 0.26 | 0.15 | 0.38 | -0.04 | -0.36 | 0.26 |
| Timor-Leste | 0.36 | 0.28 | 0.44 | 0.64 | 0.56 | 0.71 | 2.75 | 3.15 | 2.59 |
| Togo | 0.69 | 0.66 | 0.73 | 0.43 | 0.21 | 0.65 | -0.14 | -0.49 | 0.12 |
| Tonga | 0.94 | 0.26 | 1.61 | 1.52 | 0.46 | 2.57 | 0.46 | 0.61 | 0.43 |
| Trinidad and Tobago | 3.54 | 2.37 | 4.72 | 6.27 | 4.62 | 7.98 | 0.46 | 0.69 | 0.34 |
| Tunisia | 0.65 | 0.36 | 0.95 | 1.06 | 0.66 | 1.47 | 0.63 | 0.97 | 0.51 |
| Turkey | 2.15 | 1.17 | 3.17 | 2.03 | 1.3 | 2.77 | 0.66 | 0.98 | 0.55 |
| Turkmenistan | 0.47 | 0.29 | 0.65 | 0.97 | 0.55 | 1.4 | 1.91 | 1.92 | 1.83 |
| Uganda | 0.75 | 0.54 | 0.97 | 0.9 | 0.52 | 1.28 | 1.38 | 0.99 | 1.50 |
| Ukraine | 1.94 | 1.34 | 2.64 | 3.58 | 2.41 | 4.96 | 0.49 | 0.52 | 0.45 |
| United Arab Emirates | 0.7 | 0.28 | 0.92 | 1.22 | 0.41 | 1.52 | 1.40 | 1.61 | 1.16 |
| United Kingdom | 15.81 | 11.32 | 20.56 | 13.36 | 10.74 | 16.04 | 0.02 | 0.13 | -0.04 |
| United States | 6.35 | 4.19 | 8.61 | 4.11 | 3.28 | 4.98 | -0.33 | -0.22 | -0.38 |
| Uruguay | 8.04 | 5.61 | 10.61 | 9.6 | 7.91 | 11.4 | 0.08 | 0.12 | 0.10 |
| Uzbekistan | 0.28 | 0.19 | 0.36 | 0.4 | 0.26 | 0.55 | 0.70 | 0.73 | 0.66 |
| Vanuatu | 1.89 | 1.06 | 2.67 | 2.19 | 1.56 | 2.8 | 0.30 | 0.51 | 0.24 |
| Venezuela | 1.29 | 0.67 | 1.91 | 1.86 | 1.14 | 2.58 | 0.17 | 0.47 | 0.05 |
| Vietnam | 0.79 | 0.6 | 0.99 | 1.8 | 1.45 | 2.15 | 1.41 | 1.63 | 1.27 |
| Virgin Islands, U.S. | 2.41 | 1.5 | 3.38 | 5.12 | 3.55 | 6.84 | -0.01 | 0.11 | -0.06 |
| Yemen | 0.39 | 0.24 | 0.54 | 0.59 | 0.35 | 0.82 | 2.17 | 2.13 | 2.17 |
| Zambia | 0.61 | 0.51 | 0.72 | 1.15 | 0.59 | 1.72 | 1.72 | 0.81 | 2.21 |
| Zimbabwe | 0.4 | 0.24 | 0.56 | 0.71 | 0.29 | 1.14 | 0.47 | 0.03 | 0.63 |
| Atrial fibrillation and flutter | | | | | | | | | |
| Afghanistan | 0.56 | 0.63 | 0.5 | 0.81 | 0.93 | 0.69 | 1.01 | 1.16 | 0.87 |
| Albania | 2.24 | 2.49 | 1.99 | 4.79 | 5.18 | 4.4 | 0.56 | 0.52 | 0.58 |
| Algeria | 0.82 | 0.92 | 0.73 | 1.86 | 1.91 | 1.82 | 1.45 | 1.24 | 1.72 |
| American Samoa | 0.86 | 0.94 | 0.78 | 0.62 | 0.79 | 0.44 | -0.10 | -0.17 | -0.15 |
| Andorra | 5.95 | 7.26 | 4.57 | 9.53 | 11.24 | 7.75 | 0.31 | 0.33 | 0.34 |
| Angola | 0.25 | 0.25 | 0.25 | 0.27 | 0.25 | 0.29 | 1.15 | 0.92 | 1.42 |
| Antigua and Barbuda | 1.92 | 2.03 | 1.8 | 1.98 | 1.99 | 1.96 | 0.14 | 0.13 | 0.16 |
| Argentina | 3.14 | 3.25 | 3.02 | 4.15 | 4.7 | 3.58 | 0.30 | 0.27 | 0.28 |
| Armenia | 2.1 | 2.51 | 1.66 | 4.79 | 5.61 | 3.84 | 0.73 | 0.70 | 0.73 |
| Australia | 3.27 | 3.69 | 2.86 | 4.91 | 5.17 | 4.65 | 0.57 | 0.41 | 0.77 |

| | | | | | | | | | |
|----------------------------------|------|-------|------|-------|-------|-------|-------|-------|-------|
| Austria | 7.87 | 10.52 | 4.99 | 13.73 | 17.35 | 9.92 | 0.97 | 0.87 | 1.23 |
| Azerbaijan | 1.13 | 1.44 | 0.8 | 2.03 | 2.29 | 1.77 | 1.21 | 1.07 | 1.59 |
| Bahrain | 0.55 | 0.55 | 0.55 | 0.51 | 0.65 | 0.43 | 0.61 | 0.97 | 0.38 |
| Bangladesh | 0.44 | 0.36 | 0.51 | 0.91 | 0.65 | 1.16 | 2.53 | 2.47 | 2.50 |
| Barbados | 2.66 | 2.74 | 2.58 | 4.09 | 4.13 | 4.04 | 0.26 | 0.20 | 0.33 |
| Belarus | 3.61 | 4.83 | 2.23 | 5.39 | 7.13 | 3.37 | 0.08 | 0.15 | 0.02 |
| Belgium | 5.75 | 7.57 | 3.86 | 8.43 | 10.64 | 6.14 | 0.53 | 0.46 | 0.68 |
| Belize | 1.41 | 1.22 | 1.59 | 1.05 | 0.84 | 1.26 | -0.18 | -0.13 | -0.21 |
| Benin | 0.33 | 0.33 | 0.32 | 0.24 | 0.24 | 0.24 | 0.25 | 0.27 | 0.23 |
| Bermuda | 1.43 | 1.26 | 1.61 | 2.19 | 1.98 | 2.41 | 0.80 | 0.76 | 0.82 |
| Bhutan | 0.57 | 0.46 | 0.67 | 1.09 | 0.79 | 1.35 | 2.40 | 2.60 | 2.16 |
| Bolivia | 0.91 | 0.83 | 1 | 2.07 | 1.87 | 2.28 | 2.44 | 2.30 | 2.61 |
| Bosnia and Herzegovina | 3.38 | 3.88 | 2.89 | 6.38 | 7.29 | 5.45 | 0.44 | 0.37 | 0.51 |
| Botswana | 0.21 | 0.21 | 0.2 | 0.29 | 0.28 | 0.29 | -0.07 | -0.08 | -0.05 |
| Brazil | 0.72 | 0.72 | 0.72 | 1.95 | 1.96 | 1.94 | 1.51 | 1.46 | 1.54 |
| Brunei | 0.46 | 0.31 | 0.59 | 0.69 | 0.5 | 0.87 | 0.36 | 0.44 | 0.33 |
| Bulgaria | 4.79 | 5.07 | 4.5 | 7.95 | 9.16 | 6.68 | 0.35 | 0.40 | 0.26 |
| Burkina Faso | 0.37 | 0.35 | 0.39 | 0.34 | 0.36 | 0.31 | 0.68 | 0.85 | 0.52 |
| Burundi | 0.41 | 0.37 | 0.44 | 0.36 | 0.3 | 0.41 | 1.01 | 0.93 | 1.08 |
| Cambodia | 0.73 | 0.88 | 0.57 | 1.14 | 1.23 | 1.05 | 2.00 | 1.83 | 2.40 |
| Cameroon | 0.42 | 0.38 | 0.46 | 0.35 | 0.31 | 0.39 | 0.04 | 0.04 | 0.03 |
| Canada | 3.11 | 3.44 | 2.78 | 4.92 | 5.25 | 4.59 | 0.44 | 0.29 | 0.60 |
| Cape Verde | 0.58 | 0.54 | 0.62 | 0.66 | 0.6 | 0.71 | 0.45 | 0.43 | 0.49 |
| Central African Republic | 0.57 | 0.56 | 0.58 | 0.64 | 0.62 | 0.66 | 0.29 | 0.25 | 0.34 |
| Chad | 0.32 | 0.33 | 0.32 | 0.23 | 0.23 | 0.23 | 0.00 | -0.01 | 0.00 |
| Chile | 2.78 | 2.75 | 2.81 | 4.84 | 5.2 | 4.47 | 0.59 | 0.55 | 0.60 |
| China | 0.98 | 1.12 | 0.86 | 2.19 | 2.23 | 2.15 | 1.52 | 1.64 | 1.54 |
| Colombia | 0.94 | 0.88 | 1 | 1.68 | 1.59 | 1.77 | 0.94 | 0.81 | 1.04 |
| Comoros | 0.39 | 0.35 | 0.42 | 0.37 | 0.31 | 0.42 | 0.98 | 0.87 | 1.11 |
| Congo | 0.47 | 0.43 | 0.5 | 0.52 | 0.46 | 0.58 | 0.64 | 0.34 | 1.03 |
| Costa Rica | 1.2 | 1.08 | 1.31 | 2.35 | 2.15 | 2.55 | 0.57 | 0.56 | 0.59 |
| Cote d'Ivoire | 0.25 | 0.21 | 0.29 | 0.23 | 0.17 | 0.29 | 0.23 | 0.14 | 0.30 |
| Croatia | 3.5 | 4.2 | 2.75 | 5.29 | 6.29 | 4.2 | 0.33 | 0.23 | 0.43 |
| Cuba | 2.49 | 2.11 | 2.87 | 4.31 | 4.01 | 4.6 | 0.27 | 0.33 | 0.22 |
| Cyprus | 5.99 | 6.59 | 5.38 | 6.21 | 7.12 | 5.23 | 0.38 | 0.51 | 0.24 |
| Czech Republic | 5.54 | 6.91 | 4.09 | 9 | 10.78 | 7.16 | 0.95 | 0.81 | 1.17 |
| Democratic Republic of the Congo | 0.34 | 0.36 | 0.32 | 0.49 | 0.47 | 0.51 | 1.23 | 1.09 | 1.42 |
| Denmark | 4.56 | 5.86 | 3.23 | 6.44 | 7.84 | 5.02 | 0.77 | 0.66 | 0.97 |
| Djibouti | 0.31 | 0.28 | 0.34 | 0.51 | 0.41 | 0.6 | 0.83 | 0.74 | 0.94 |
| Dominica | 1.95 | 1.69 | 2.22 | 2.9 | 2.69 | 3.11 | 0.12 | 0.37 | -0.05 |
| Dominican Republic | 0.98 | 0.77 | 1.18 | 1.97 | 1.66 | 2.28 | 0.74 | 0.84 | 0.68 |
| Ecuador | 1.02 | 0.89 | 1.15 | 1.82 | 1.61 | 2.03 | 0.78 | 0.82 | 0.75 |
| Egypt | 1.21 | 1.48 | 0.94 | 1.35 | 1.61 | 1.09 | 0.56 | 0.65 | 0.52 |
| El Salvador | 1.08 | 0.97 | 1.2 | 2.45 | 2.09 | 2.86 | 1.41 | 1.19 | 1.59 |
| Equatorial Guinea | 0.72 | 0.69 | 0.75 | 0.31 | 0.26 | 0.37 | -0.09 | -0.20 | 0.00 |
| Eritrea | 0.19 | 0.21 | 0.16 | 0.29 | 0.32 | 0.27 | 1.48 | 1.31 | 1.72 |
| Estonia | 3.94 | 5.33 | 2.35 | 7.08 | 9.37 | 4.38 | 0.92 | 0.77 | 1.12 |
| Ethiopia | 0.39 | 0.3 | 0.48 | 0.45 | 0.34 | 0.55 | 2.37 | 2.29 | 2.45 |
| Federated States of Micronesia | 1.1 | 1.06 | 1.14 | 1.46 | 1.51 | 1.42 | 0.51 | 0.57 | 0.45 |
| Fiji | 0.62 | 0.59 | 0.64 | 1.13 | 1.17 | 1.08 | 0.27 | 0.28 | 0.25 |
| Finland | 7.97 | 10.83 | 4.93 | 15.39 | 20.05 | 10.58 | 0.99 | 0.87 | 1.25 |
| France | 7.88 | 10.29 | 5.35 | 12.1 | 15.33 | 8.67 | 0.48 | 0.41 | 0.59 |
| Gabon | 0.67 | 0.61 | 0.74 | 0.71 | 0.64 | 0.77 | 0.67 | 0.58 | 0.76 |
| Georgia | 2.81 | 3.57 | 1.97 | 6.15 | 7.58 | 4.59 | 0.69 | 0.78 | 0.68 |
| Germany | 8.2 | 11.03 | 5.15 | 12.02 | 14.86 | 9.08 | 0.50 | 0.42 | 0.75 |
| Ghana | 0.21 | 0.23 | 0.2 | 0.34 | 0.39 | 0.28 | 1.38 | 1.79 | 1.02 |
| Greece | 5.66 | 6.34 | 4.96 | 11.07 | 12.89 | 9.17 | 0.61 | 0.62 | 0.56 |
| Greenland | 0.63 | 0.66 | 0.6 | 1 | 0.84 | 1.14 | 0.89 | 0.67 | 1.12 |
| Grenada | 1.92 | 1.93 | 1.9 | 2.28 | 2.45 | 2.12 | 0.18 | 0.25 | 0.11 |
| Guam | 0.81 | 0.91 | 0.72 | 1.84 | 1.93 | 1.75 | 0.19 | 0.05 | 0.30 |
| Guatemala | 0.73 | 0.61 | 0.86 | 1.39 | 1.23 | 1.55 | 1.80 | 1.95 | 1.69 |
| Guinea | 0.27 | 0.26 | 0.29 | 0.27 | 0.25 | 0.3 | 0.67 | 0.66 | 0.67 |
| Guinea-Bissau | 0.33 | 0.31 | 0.34 | 0.27 | 0.24 | 0.3 | 0.18 | 0.10 | 0.26 |
| Guyana | 1.36 | 1.16 | 1.57 | 1.03 | 0.89 | 1.18 | -0.26 | -0.22 | -0.28 |
| Haiti | 1.02 | 0.94 | 1.11 | 1.4 | 1.33 | 1.47 | 1.23 | 1.27 | 1.21 |
| Honduras | 0.89 | 0.8 | 0.99 | 1.72 | 1.5 | 1.93 | 1.00 | 0.81 | 1.20 |
| Hungary | 4.36 | 5.31 | 3.32 | 6.33 | 8.12 | 4.36 | 0.68 | 0.62 | 0.66 |
| Iceland | 7.87 | 8.51 | 7.22 | 11.14 | 11.99 | 10.27 | 0.64 | 0.78 | 0.53 |
| India | 0.69 | 0.61 | 0.77 | 1.28 | 1.08 | 1.47 | 1.55 | 1.70 | 1.42 |
| Indonesia | 0.7 | 0.7 | 0.7 | 1.05 | 1.1 | 1 | 0.84 | 1.02 | 0.69 |

| | | | | | | | | | |
|----------------------------------|-------|-------|------|-------|-------|-------|-------|-------|-------|
| Iran | 0.66 | 0.61 | 0.7 | 1.4 | 1.25 | 1.55 | 1.92 | 2.19 | 1.80 |
| Iraq | 1 | 1.12 | 0.88 | 0.78 | 0.91 | 0.66 | -0.04 | 0.10 | -0.16 |
| Ireland | 4.9 | 5.68 | 4.1 | 5.08 | 5.78 | 4.36 | 0.32 | 0.36 | 0.29 |
| Israel | 4.15 | 4.57 | 3.73 | 6.22 | 7.53 | 4.9 | 0.62 | 0.69 | 0.48 |
| Italy | 6.34 | 7.9 | 4.68 | 11.93 | 14.55 | 9.15 | 0.66 | 0.51 | 0.84 |
| Jamaica | 2.49 | 2.33 | 2.65 | 3.53 | 3.25 | 3.81 | 0.10 | 0.15 | 0.07 |
| Japan | 2.23 | 1.91 | 2.56 | 6.35 | 5.71 | 7.03 | 0.75 | 0.76 | 0.74 |
| Jordan | 1.07 | 1.02 | 1.1 | 0.94 | 0.98 | 0.89 | 0.50 | 0.87 | 0.25 |
| Kazakhstan | 1.84 | 2.54 | 1.1 | 1.97 | 2.54 | 1.37 | 0.07 | 0.09 | 0.14 |
| Kenya | 0.28 | 0.24 | 0.32 | 0.34 | 0.28 | 0.4 | 0.57 | 0.60 | 0.53 |
| Kiribati | 1.11 | 1.32 | 0.89 | 1.31 | 1.61 | 1 | 0.49 | 0.70 | 0.31 |
| Kuwait | 0.29 | 0.3 | 0.29 | 0.3 | 0.28 | 0.33 | 0.40 | 0.25 | 0.57 |
| Kyrgyzstan | 1.79 | 2.35 | 1.2 | 1.98 | 2.36 | 1.6 | 0.44 | 0.47 | 0.57 |
| Laos | 0.88 | 0.95 | 0.81 | 0.94 | 0.97 | 0.92 | 1.62 | 1.66 | 1.63 |
| Latvia | 4.19 | 5.53 | 2.65 | 6.49 | 8.67 | 3.95 | 0.57 | 0.55 | 0.56 |
| Lebanon | 1.61 | 1.76 | 1.46 | 2.12 | 2.4 | 1.84 | 0.94 | 0.76 | 1.09 |
| Lesotho | 0.42 | 0.41 | 0.44 | 0.52 | 0.56 | 0.48 | -0.31 | -0.27 | -0.34 |
| Liberia | 0.23 | 0.19 | 0.27 | 0.26 | 0.22 | 0.3 | 1.65 | 1.48 | 1.84 |
| Libya | 0.56 | 0.62 | 0.51 | 1.16 | 1.29 | 1.03 | 0.72 | 0.92 | 0.55 |
| Lithuania | 3.77 | 4.65 | 2.78 | 6.3 | 8.19 | 4.1 | 0.45 | 0.51 | 0.29 |
| Luxembourg | 6.47 | 8.64 | 4.21 | 8.16 | 10.69 | 5.63 | 0.91 | 0.77 | 1.14 |
| Macedonia | 3.36 | 3.46 | 3.27 | 5.53 | 6.22 | 4.84 | 0.40 | 0.48 | 0.30 |
| Madagascar | 0.53 | 0.43 | 0.64 | 0.57 | 0.46 | 0.68 | 0.80 | 0.86 | 0.76 |
| Malawi | 0.25 | 0.21 | 0.29 | 0.36 | 0.32 | 0.41 | 1.84 | 2.04 | 1.67 |
| Malaysia | 0.8 | 0.73 | 0.87 | 0.99 | 0.75 | 1.24 | 0.15 | 0.13 | 0.17 |
| Maldives | 0.64 | 0.44 | 0.83 | 1.28 | 0.95 | 1.62 | 3.65 | 5.21 | 2.85 |
| Mali | 0.34 | 0.31 | 0.37 | 0.24 | 0.22 | 0.26 | 0.30 | 0.30 | 0.29 |
| Malta | 4.39 | 5.17 | 3.58 | 7.15 | 9.05 | 5.23 | 0.41 | 0.45 | 0.33 |
| Marshall Islands | 0.71 | 0.73 | 0.7 | 0.96 | 0.96 | 0.96 | 0.33 | 0.23 | 0.43 |
| Mauritania | 0.25 | 0.25 | 0.26 | 0.25 | 0.25 | 0.25 | 0.85 | 0.82 | 0.89 |
| Mauritius | 0.9 | 1.1 | 0.71 | 2.08 | 2.3 | 1.85 | 0.83 | 0.56 | 1.19 |
| Mexico | 1.07 | 0.97 | 1.17 | 1.9 | 1.79 | 2.02 | 0.71 | 0.67 | 0.74 |
| Moldova | 2.52 | 3.08 | 1.9 | 4.29 | 5.27 | 3.23 | 0.80 | 0.86 | 0.75 |
| Mongolia | 1.38 | 1.51 | 1.26 | 1.35 | 1.57 | 1.13 | 0.15 | 0.44 | -0.05 |
| Montenegro | 7.09 | 8.59 | 5.58 | 11.49 | 12.56 | 10.41 | 0.32 | 0.33 | 0.37 |
| Morocco | 0.98 | 1.11 | 0.85 | 1.92 | 2.09 | 1.75 | 1.22 | 1.10 | 1.39 |
| Mozambique | 0.34 | 0.31 | 0.38 | 0.41 | 0.36 | 0.47 | 0.86 | 0.81 | 0.91 |
| Myanmar | 1.57 | 2.16 | 0.95 | 1.95 | 2.54 | 1.34 | 0.80 | 0.86 | 0.91 |
| Namibia | 0.29 | 0.29 | 0.29 | 0.33 | 0.31 | 0.36 | 0.32 | 0.28 | 0.38 |
| Nepal | 0.55 | 0.51 | 0.59 | 0.91 | 0.68 | 1.16 | 1.91 | 1.61 | 2.11 |
| Netherlands | 8.96 | 11.59 | 6.26 | 12.65 | 15.64 | 9.61 | 0.43 | 0.32 | 0.62 |
| New Zealand | 5.92 | 7.42 | 4.37 | 8.65 | 10.21 | 7.04 | 0.63 | 0.46 | 0.87 |
| Nicaragua | 0.72 | 0.67 | 0.76 | 1.75 | 1.6 | 1.9 | 1.86 | 1.79 | 1.92 |
| Niger | 0.15 | 0.14 | 0.15 | 0.18 | 0.17 | 0.19 | 1.63 | 1.62 | 1.64 |
| Nigeria | 0.22 | 0.19 | 0.24 | 0.16 | 0.13 | 0.19 | 0.33 | 0.27 | 0.39 |
| North Korea | 0.99 | 1.42 | 0.54 | 2.65 | 3.72 | 1.53 | 1.00 | 1.02 | 1.05 |
| Northern Mariana Islands | 0.39 | 0.5 | 0.3 | 0.34 | 0.35 | 0.32 | 0.21 | 0.24 | 0.29 |
| Norway | 10.19 | 12.25 | 8.08 | 12.15 | 14.69 | 9.64 | 0.59 | 0.45 | 0.75 |
| Oman | 0.53 | 0.68 | 0.4 | 0.57 | 0.85 | 0.42 | 0.72 | 1.09 | 0.65 |
| Pakistan | 1.04 | 0.55 | 1.5 | 1.08 | 0.61 | 1.52 | 0.32 | 0.52 | 0.23 |
| Palestine | 0.57 | 0.63 | 0.52 | 0.79 | 0.88 | 0.7 | 0.81 | 1.08 | 0.63 |
| Panama | 1.25 | 1.08 | 1.41 | 2.07 | 1.81 | 2.34 | 0.41 | 0.41 | 0.41 |
| Papua New Guinea | 0.47 | 0.57 | 0.37 | 0.56 | 0.65 | 0.48 | 0.43 | 0.30 | 0.62 |
| Paraguay | 0.89 | 0.84 | 0.94 | 1.61 | 1.46 | 1.76 | 0.40 | 0.45 | 0.37 |
| Peru | 0.84 | 0.76 | 0.92 | 1.74 | 1.66 | 1.81 | 2.14 | 2.15 | 2.15 |
| Philippines | 0.7 | 0.71 | 0.69 | 0.99 | 1.07 | 0.9 | 0.50 | 0.60 | 0.40 |
| Poland | 4.88 | 6.12 | 3.57 | 8.71 | 11.01 | 6.22 | 0.84 | 0.83 | 0.82 |
| Portugal | 6.58 | 8.04 | 5.02 | 10.3 | 12.48 | 7.96 | 0.67 | 0.65 | 0.70 |
| Puerto Rico | 2.45 | 2.1 | 2.82 | 4.04 | 4.1 | 3.96 | 0.40 | 0.40 | 0.38 |
| Qatar | 0.35 | 0.44 | 0.31 | 0.19 | 0.27 | 0.16 | -0.03 | 0.20 | -0.08 |
| Romania | 3 | 3.45 | 2.53 | 5.01 | 6.01 | 3.94 | 0.35 | 0.40 | 0.26 |
| Russia | 3.08 | 4.39 | 1.58 | 4.87 | 6.37 | 3.11 | 0.30 | 0.27 | 0.51 |
| Rwanda | 0.31 | 0.3 | 0.32 | 0.41 | 0.36 | 0.46 | 2.01 | 1.81 | 2.21 |
| Saint Lucia | 1.82 | 1.69 | 1.95 | 3.16 | 3.05 | 3.26 | 0.62 | 0.64 | 0.62 |
| Saint Vincent and the Grenadines | 1.83 | 1.83 | 1.82 | 2.19 | 2.09 | 2.29 | 0.00 | 0.05 | -0.05 |
| Samoa | 0.98 | 1.06 | 0.89 | 1.65 | 1.89 | 1.44 | 0.61 | 0.33 | 0.88 |
| Sao Tome and Principe | 0.53 | 0.5 | 0.57 | 0.51 | 0.42 | 0.6 | 0.54 | 0.31 | 0.78 |
| Saudi Arabia | 0.58 | 0.68 | 0.49 | 0.75 | 0.85 | 0.68 | 1.16 | 1.44 | 1.06 |
| Senegal | 0.24 | 0.23 | 0.24 | 0.28 | 0.27 | 0.29 | 1.06 | 1.01 | 1.13 |
| Serbia | 3.65 | 4.23 | 3.07 | 5.99 | 7.07 | 4.85 | 0.26 | 0.25 | 0.25 |

| | | | | | | | | | |
|---------------------------------------|-------|-------|-------|-------|-------|-------|-------|-------|-------|
| Seychelles | 2.05 | 2.27 | 1.83 | 1.83 | 2.14 | 1.52 | -0.02 | 0.01 | -0.06 |
| Sierra Leone | 0.2 | 0.15 | 0.25 | 0.17 | 0.14 | 0.2 | 0.35 | 0.38 | 0.38 |
| Singapore | 1.14 | 0.84 | 1.42 | 2.46 | 1.85 | 3.09 | 0.88 | 0.73 | 1.05 |
| Slovakia | 4.74 | 5.71 | 3.74 | 7.93 | 10.3 | 5.43 | 0.94 | 0.91 | 0.82 |
| Slovenia | 3.9 | 4.91 | 2.83 | 7.66 | 9.55 | 5.73 | 0.96 | 0.82 | 1.16 |
| Solomon Islands | 0.85 | 0.66 | 1.04 | 1.01 | 0.86 | 1.16 | 0.38 | 0.47 | 0.35 |
| Somalia | 0.4 | 0.35 | 0.44 | 0.34 | 0.29 | 0.4 | 0.26 | 0.20 | 0.32 |
| South Africa | 0.52 | 0.53 | 0.52 | 0.75 | 0.82 | 0.67 | 0.22 | 0.37 | 0.07 |
| South Korea | 0.88 | 0.9 | 0.86 | 2.78 | 2.69 | 2.88 | 1.76 | 1.55 | 1.97 |
| South Sudan | 0.25 | 0.22 | 0.28 | 0.34 | 0.28 | 0.4 | 1.03 | 0.92 | 1.13 |
| Spain | 6.89 | 8.76 | 4.95 | 11.48 | 14.47 | 8.41 | 0.69 | 0.59 | 0.82 |
| Sri Lanka | 1.7 | 1.47 | 1.91 | 2.22 | 2.25 | 2.2 | 0.40 | 0.46 | 0.29 |
| Sudan | 0.99 | 1.07 | 0.92 | 1.06 | 1.14 | 0.98 | 0.87 | 0.93 | 0.84 |
| Suriname | 1.24 | 1.17 | 1.31 | 1.8 | 1.8 | 1.81 | 0.33 | 0.47 | 0.22 |
| Swaziland | 0.23 | 0.21 | 0.24 | 0.31 | 0.3 | 0.33 | -0.11 | -0.13 | -0.08 |
| Sweden | 12.49 | 13.07 | 11.9 | 19.74 | 21.25 | 18.23 | 0.86 | 0.79 | 0.92 |
| Switzerland | 4.82 | 6.09 | 3.5 | 6.37 | 7.87 | 4.83 | 0.55 | 0.44 | 0.71 |
| Syria | 1.52 | 1.59 | 1.46 | 1.97 | 2.17 | 1.77 | -0.02 | 0.38 | -0.23 |
| Taiwan | 1.4 | 1.42 | 1.38 | 3.31 | 2.98 | 3.65 | 0.78 | 0.57 | 0.97 |
| Tajikistan | 1.4 | 1.6 | 1.18 | 1.31 | 1.29 | 1.32 | 0.74 | 0.61 | 0.96 |
| Tanzania | 0.28 | 0.24 | 0.32 | 0.38 | 0.26 | 0.5 | 1.29 | 0.89 | 1.56 |
| Thailand | 1.45 | 1.52 | 1.37 | 2.82 | 2.78 | 2.87 | 0.24 | 0.24 | 0.27 |
| The Bahamas | 0.86 | 0.87 | 0.84 | 1.87 | 1.98 | 1.76 | 0.89 | 0.83 | 0.92 |
| The Gambia | 0.22 | 0.19 | 0.26 | 0.22 | 0.17 | 0.26 | 0.75 | 0.89 | 0.67 |
| Timor-Leste | 0.4 | 0.44 | 0.36 | 0.88 | 0.94 | 0.81 | 3.55 | 3.39 | 3.75 |
| Togo | 0.29 | 0.28 | 0.3 | 0.24 | 0.21 | 0.26 | 0.15 | 0.18 | 0.12 |
| Tonga | 1.35 | 1.42 | 1.29 | 2.3 | 2.69 | 1.91 | 0.55 | 0.76 | 0.33 |
| Trinidad and Tobago | 1.25 | 1.23 | 1.28 | 1.84 | 1.93 | 1.74 | 0.21 | 0.37 | 0.08 |
| Tunisia | 1.31 | 1.37 | 1.26 | 2.44 | 2.64 | 2.24 | 0.85 | 1.01 | 0.71 |
| Turkey | 1.93 | 2.24 | 1.6 | 2.17 | 2.55 | 1.78 | 0.96 | 1.01 | 0.91 |
| Turkmenistan | 1.19 | 1.5 | 0.88 | 1.37 | 1.66 | 1.08 | 0.62 | 0.68 | 0.62 |
| Uganda | 0.35 | 0.3 | 0.4 | 0.38 | 0.31 | 0.45 | 1.10 | 1.10 | 1.08 |
| Ukraine | 3.82 | 5.11 | 2.32 | 6.53 | 8.36 | 4.37 | 0.38 | 0.38 | 0.46 |
| United Arab Emirates | 0.21 | 0.26 | 0.18 | 0.23 | 0.27 | 0.22 | 0.43 | 0.84 | 0.45 |
| United Kingdom | 5.44 | 7.34 | 3.43 | 10.08 | 13.15 | 6.94 | 1.25 | 1.15 | 1.49 |
| United States | 4.57 | 5.79 | 3.3 | 7.14 | 8.9 | 5.32 | 0.61 | 0.53 | 0.72 |
| Uruguay | 4.32 | 4.58 | 4.04 | 6.3 | 7.55 | 4.97 | 0.32 | 0.31 | 0.26 |
| Uzbekistan | 1.52 | 1.85 | 1.18 | 1.74 | 2.06 | 1.42 | 0.34 | 0.39 | 0.33 |
| Vanuatu | 1.21 | 0.92 | 1.48 | 1.05 | 0.93 | 1.16 | -0.06 | 0.03 | -0.10 |
| Venezuela | 0.74 | 0.69 | 0.78 | 1.4 | 1.4 | 1.4 | 0.55 | 0.76 | 0.39 |
| Vietnam | 1.93 | 2.32 | 1.52 | 2.96 | 3.57 | 2.34 | 0.61 | 0.64 | 0.60 |
| Virgin Islands, U.S. | 1.02 | 0.99 | 1.05 | 3.71 | 3.54 | 3.89 | 0.70 | 0.67 | 0.72 |
| Yemen | 0.78 | 0.92 | 0.63 | 0.84 | 0.9 | 0.79 | 1.07 | 0.93 | 1.32 |
| Zambia | 0.26 | 0.24 | 0.28 | 0.32 | 0.29 | 0.36 | 0.75 | 0.84 | 0.69 |
| Zimbabwe | 0.4 | 0.38 | 0.42 | 0.57 | 0.51 | 0.63 | 0.19 | 0.14 | 0.24 |
| Cardiomyopathy and myocarditis | | | | | | | | | |
| Afghanistan | 4.07 | 4.98 | 3.2 | 4.35 | 5.18 | 3.57 | 0.52 | 0.53 | 0.56 |
| Albania | 11.2 | 12.08 | 10.36 | 20.71 | 20.06 | 21.36 | 0.34 | 0.22 | 0.48 |
| Algeria | 8.52 | 8.2 | 8.83 | 7.55 | 6.91 | 8.19 | -0.02 | -0.07 | 0.04 |
| American Samoa | 5.36 | 5 | 5.69 | 5.92 | 5.3 | 6.53 | 0.39 | 0.06 | 0.72 |
| Andorra | 6.46 | 6.63 | 6.28 | 6.4 | 5.9 | 6.93 | -0.17 | -0.20 | -0.10 |
| Angola | 4.23 | 4.24 | 4.22 | 3.39 | 3.35 | 3.44 | 0.61 | 0.50 | 0.75 |
| Antigua and Barbuda | 6.59 | 7.92 | 5.17 | 6.83 | 6.65 | 7.03 | 0.15 | -0.03 | 0.46 |
| Argentina | 23.82 | 19.75 | 28.05 | 9.28 | 8.18 | 10.44 | -0.62 | -0.64 | -0.60 |
| Armenia | 1.48 | 1.23 | 1.75 | 2.47 | 1.98 | 3.04 | 0.27 | 0.24 | 0.31 |
| Australia | 8.22 | 6.8 | 9.64 | 5.06 | 3.79 | 6.34 | -0.35 | -0.44 | -0.28 |
| Austria | 53.89 | 69.1 | 37.31 | 19.96 | 22.78 | 17 | -0.58 | -0.62 | -0.49 |
| Azerbaijan | 2.62 | 1.73 | 3.55 | 3.08 | 1.6 | 4.58 | 0.43 | 0.21 | 0.51 |
| Bahrain | 2.86 | 2.37 | 3.22 | 1.97 | 1.59 | 2.2 | 0.19 | 0.11 | 0.22 |
| Bangladesh | 0.46 | 0.43 | 0.49 | 0.62 | 0.62 | 0.62 | 1.32 | 1.80 | 1.02 |
| Barbados | 9.07 | 9.63 | 8.45 | 9.97 | 8.32 | 11.76 | -0.10 | -0.31 | 0.18 |
| Belarus | 9.4 | 5.41 | 13.92 | 19.44 | 8.8 | 31.79 | 0.51 | 0.29 | 0.56 |
| Belgium | 14.64 | 17.11 | 12.06 | 11.14 | 12.6 | 9.62 | -0.20 | -0.23 | -0.15 |
| Belize | 5.2 | 6.69 | 3.73 | 5.19 | 5.05 | 5.33 | 0.10 | -0.05 | 0.42 |
| Benin | 1.58 | 1.38 | 1.8 | 1.33 | 0.9 | 1.75 | 0.41 | 0.13 | 0.60 |
| Bermuda | 7.16 | 6.46 | 7.87 | 6.66 | 5.15 | 8.21 | 0.10 | -0.11 | 0.27 |
| Bhutan | 0.59 | 0.57 | 0.61 | 0.85 | 0.79 | 0.91 | 1.61 | 1.97 | 1.40 |
| Bolivia | 4.48 | 4.55 | 4.4 | 3.47 | 3.68 | 3.26 | 0.19 | 0.21 | 0.20 |
| Bosnia and Herzegovina | 25.59 | 29.65 | 21.53 | 82.62 | 95.27 | 69.86 | 1.47 | 1.35 | 1.52 |
| Botswana | 5.51 | 5.97 | 5.05 | 8.33 | 7.9 | 8.76 | -0.01 | -0.09 | 0.10 |

| | | | | | | | | | |
|----------------------------------|-------|-------|-------|-------|-------|-------|-------|-------|-------|
| Brazil | 6.87 | 5.98 | 7.77 | 9.31 | 7.68 | 11 | 0.26 | 0.16 | 0.34 |
| Brunei | 2.99 | 2.2 | 3.7 | 3.24 | 2.2 | 4.23 | -0.02 | -0.09 | 0.03 |
| Bulgaria | 11.16 | 11.34 | 10.98 | 33.99 | 37.23 | 30.58 | 1.48 | 1.54 | 1.37 |
| Burkina Faso | 1.9 | 1.7 | 2.1 | 1.53 | 1.24 | 1.82 | 0.49 | 0.30 | 0.63 |
| Burundi | 3.87 | 3.43 | 4.32 | 1.69 | 1.45 | 1.94 | 0.02 | 0.02 | 0.04 |
| Cambodia | 3.78 | 3.78 | 3.77 | 2.48 | 2.23 | 2.74 | 0.30 | 0.25 | 0.38 |
| Cameroon | 2.12 | 1.8 | 2.45 | 1.74 | 1.19 | 2.29 | 0.00 | -0.18 | 0.11 |
| Canada | 3.88 | 2.73 | 5.05 | 3.31 | 2.35 | 4.29 | -0.22 | -0.27 | -0.17 |
| Cape Verde | 0.93 | 0.42 | 1.5 | 0.99 | 0.53 | 1.46 | 0.38 | 0.63 | 0.29 |
| Central African Republic | 4.43 | 3.96 | 4.91 | 4.55 | 3.73 | 5.4 | 0.16 | 0.04 | 0.24 |
| Chad | 1.45 | 1.37 | 1.53 | 1.26 | 0.97 | 1.56 | 0.25 | 0.03 | 0.44 |
| Chile | 4.02 | 3.49 | 4.56 | 5.05 | 3.76 | 6.38 | 0.15 | -0.11 | 0.41 |
| China | 1.35 | 1.13 | 1.56 | 2.06 | 1.77 | 2.33 | 0.73 | 1.06 | 0.54 |
| Colombia | 2.47 | 2.12 | 2.82 | 2.11 | 1.84 | 2.4 | -0.07 | -0.13 | -0.01 |
| Comoros | 2.79 | 2.36 | 3.21 | 1.53 | 1.28 | 1.78 | 0.14 | 0.12 | 0.17 |
| Congo | 4.48 | 4.21 | 4.76 | 3.64 | 4.05 | 3.22 | 0.19 | 0.19 | 0.18 |
| Costa Rica | 1.67 | 1.45 | 1.88 | 4.06 | 3.35 | 4.76 | 0.96 | 0.82 | 1.07 |
| Cote d'Ivoire | 2.07 | 1.5 | 2.59 | 1.63 | 0.98 | 2.25 | 0.03 | -0.12 | 0.10 |
| Croatia | 9.68 | 10.64 | 8.66 | 20.04 | 23.56 | 16.27 | 0.82 | 0.82 | 0.76 |
| Cuba | 2.54 | 2.97 | 2.13 | 7.38 | 6.75 | 8 | 1.14 | 0.60 | 1.88 |
| Cyprus | 7.07 | 6.98 | 7.16 | 4.17 | 3.66 | 4.73 | -0.20 | -0.24 | -0.13 |
| Czech Republic | 6.32 | 5.87 | 6.79 | 6.71 | 6.12 | 7.33 | 0.27 | 0.21 | 0.34 |
| Democratic Republic of the Congo | 2.53 | 2.67 | 2.38 | 2.34 | 2.18 | 2.51 | 0.43 | 0.29 | 0.61 |
| Denmark | 5.55 | 5.55 | 5.55 | 5.05 | 4.4 | 5.71 | 0.14 | -0.01 | 0.30 |
| Djibouti | 2.46 | 1.83 | 3.07 | 2.84 | 1.9 | 3.77 | 0.28 | 0.19 | 0.33 |
| Dominica | 11.24 | 11.57 | 10.91 | 18.77 | 13.27 | 24.35 | 0.26 | -0.02 | 0.52 |
| Dominican Republic | 4.31 | 4.99 | 3.63 | 2.87 | 3.73 | 2 | -0.42 | -0.36 | -0.49 |
| Ecuador | 2.63 | 2.46 | 2.8 | 1.72 | 1.41 | 2.03 | -0.34 | -0.42 | -0.26 |
| Egypt | 17.18 | 15.66 | 18.69 | 14.21 | 12.83 | 15.57 | 0.16 | 0.24 | 0.10 |
| El Salvador | 3.71 | 3.14 | 4.3 | 1.21 | 0.76 | 1.72 | -0.64 | -0.75 | -0.52 |
| Equatorial Guinea | 5.53 | 5.36 | 5.68 | 3.71 | 3.22 | 4.18 | 0.38 | 0.26 | 0.50 |
| Eritrea | 2.14 | 1.9 | 2.38 | 1.94 | 1.86 | 2.02 | 0.41 | 0.45 | 0.38 |
| Estonia | 15.53 | 8.66 | 23.34 | 14.85 | 7.4 | 23.61 | 0.02 | -0.14 | 0.16 |
| Ethiopia | 2.77 | 2.28 | 3.25 | 1.55 | 1.23 | 1.87 | 0.66 | 0.57 | 0.73 |
| Federated States of Micronesia | 6.13 | 5.99 | 6.26 | 7.11 | 6.43 | 7.77 | 0.30 | 0.17 | 0.43 |
| Fiji | 3.84 | 3.6 | 4.06 | 8.97 | 8.25 | 9.66 | 0.65 | 0.49 | 0.81 |
| Finland | 6.86 | 7.03 | 6.68 | 10.93 | 6.45 | 15.56 | 0.64 | -0.07 | 1.45 |
| France | 11.53 | 12.04 | 10.98 | 11.44 | 11.78 | 11.08 | -0.04 | -0.07 | -0.01 |
| Gabon | 5.28 | 4.3 | 6.3 | 4.04 | 3.7 | 4.38 | 0.20 | 0.28 | 0.13 |
| Georgia | 4.19 | 3.6 | 4.84 | 7 | 4.37 | 9.87 | 0.30 | 0.03 | 0.50 |
| Germany | 19.56 | 23.09 | 15.77 | 14.85 | 14.42 | 15.3 | -0.22 | -0.34 | -0.04 |
| Ghana | 2.63 | 3.3 | 1.99 | 3.68 | 3.89 | 3.46 | 1.05 | 0.85 | 1.40 |
| Greece | 17.87 | 21.41 | 14.23 | 14.58 | 17.85 | 11.15 | -0.33 | -0.34 | -0.34 |
| Greenland | 7.75 | 3.89 | 11.08 | 8.66 | 3.03 | 13.53 | 0.33 | 0.03 | 0.37 |
| Grenada | 11.15 | 14.08 | 8.14 | 11.99 | 12.23 | 11.75 | 0.07 | -0.14 | 0.44 |
| Guam | 4.3 | 4.68 | 3.96 | 8.19 | 6.82 | 9.52 | 0.00 | -0.28 | 0.30 |
| Guatemala | 3.25 | 2.8 | 3.69 | 0.95 | 0.8 | 1.11 | -0.57 | -0.59 | -0.55 |
| Guinea | 1.7 | 1.79 | 1.61 | 1.31 | 0.97 | 1.64 | 0.28 | -0.05 | 0.62 |
| Guinea-Bissau | 2.21 | 2.02 | 2.4 | 1.82 | 1.45 | 2.2 | 0.18 | 0.01 | 0.32 |
| Guyana | 7.45 | 8.09 | 6.8 | 8.29 | 7.32 | 9.25 | 0.09 | -0.08 | 0.30 |
| Haiti | 8.76 | 11.11 | 6.34 | 6.2 | 7.18 | 5.2 | 0.16 | 0.04 | 0.38 |
| Honduras | 3.29 | 2.97 | 3.62 | 3.07 | 2.55 | 3.59 | -0.01 | -0.17 | 0.18 |
| Hungary | 28.47 | 27.13 | 29.92 | 20.75 | 17.23 | 24.63 | -0.16 | -0.33 | 0.04 |
| Iceland | 3.66 | 3.38 | 3.93 | 2.61 | 2.07 | 3.17 | -0.17 | -0.22 | -0.13 |
| India | 0.67 | 0.57 | 0.76 | 1.14 | 1.03 | 1.24 | 1.35 | 1.78 | 1.07 |
| Indonesia | 2.11 | 1.78 | 2.43 | 2.46 | 2.17 | 2.75 | 0.44 | 0.58 | 0.35 |
| Iran | 2.22 | 1.83 | 2.6 | 3.12 | 2.18 | 4.04 | 0.95 | 0.90 | 1.00 |
| Iraq | 5.21 | 4.24 | 6.16 | 4.22 | 3.13 | 5.29 | 0.00 | 0.02 | -0.03 |
| Ireland | 12.1 | 12.91 | 11.28 | 5.28 | 4.44 | 6.13 | -0.45 | -0.54 | -0.34 |
| Israel | 5.64 | 5.94 | 5.34 | 2.63 | 2.65 | 2.61 | -0.50 | -0.54 | -0.45 |
| Italy | 37.33 | 42.9 | 31.43 | 16.93 | 18.42 | 15.35 | -0.60 | -0.65 | -0.54 |
| Jamaica | 6.84 | 8.19 | 5.46 | 5.69 | 5.53 | 5.86 | -0.35 | -0.44 | -0.20 |
| Japan | 5.36 | 6.31 | 4.39 | 6.36 | 7.61 | 5.05 | -0.27 | -0.29 | -0.27 |
| Jordan | 0.92 | 0.85 | 0.99 | 0.46 | 0.3 | 0.61 | -0.14 | -0.30 | -0.03 |
| Kazakhstan | 5.41 | 5.36 | 5.45 | 9.45 | 6.96 | 12.12 | 0.74 | 0.41 | 1.04 |
| Kenya | 1.14 | 1.05 | 1.23 | 1.2 | 0.94 | 1.46 | 0.34 | 0.21 | 0.44 |
| Kiribati | 10.26 | 8.94 | 11.59 | 7.29 | 5.34 | 9.28 | -0.10 | -0.17 | -0.03 |
| Kuwait | 1.21 | 0.98 | 1.4 | 0.62 | 0.43 | 0.77 | -0.30 | -0.41 | -0.24 |
| Kyrgyzstan | 3.62 | 2.2 | 5.11 | 5.92 | 2.66 | 9.24 | 1.12 | 0.79 | 1.12 |
| Laos | 5.56 | 5.64 | 5.49 | 3.16 | 2.91 | 3.4 | 0.44 | 0.42 | 0.51 |

| | | | | | | | | | |
|----------------------------------|-------|-------|-------|-------|-------|-------|-------|-------|-------|
| Latvia | 19.94 | 12.3 | 28.73 | 31.37 | 17.6 | 47.41 | 0.60 | 0.41 | 0.73 |
| Lebanon | 4.51 | 3.72 | 5.32 | 2.74 | 2.4 | 3.08 | -0.10 | -0.16 | -0.03 |
| Lesotho | 6.17 | 6.2 | 6.13 | 10.66 | 10.93 | 10.39 | -0.02 | -0.07 | 0.02 |
| Liberia | 1.75 | 1.65 | 1.85 | 1.02 | 0.79 | 1.26 | 0.36 | 0.03 | 0.73 |
| Libya | 5.85 | 5.72 | 5.97 | 3.64 | 3 | 4.28 | -0.47 | -0.49 | -0.44 |
| Lithuania | 6.77 | 4.3 | 9.52 | 15.11 | 6.99 | 24.55 | 0.94 | 0.40 | 1.26 |
| Luxembourg | 11.72 | 12.64 | 10.76 | 6.5 | 7.35 | 5.66 | -0.16 | -0.16 | -0.16 |
| Macedonia | 33.84 | 38.49 | 29.25 | 49 | 57.72 | 40.2 | 0.25 | 0.25 | 0.23 |
| Madagascar | 3.46 | 2.73 | 4.18 | 3.09 | 2.28 | 3.89 | 0.48 | 0.41 | 0.51 |
| Malawi | 1.75 | 1.74 | 1.77 | 1.38 | 1.18 | 1.59 | 0.53 | 0.38 | 0.67 |
| Malaysia | 2.7 | 2.27 | 3.1 | 2.62 | 1.57 | 3.69 | -0.10 | -0.24 | -0.02 |
| Maldives | 1.96 | 2.28 | 1.66 | 1.27 | 1.19 | 1.34 | 0.57 | 0.62 | 0.67 |
| Mali | 1.95 | 2.16 | 1.73 | 1.05 | 1.08 | 1.02 | -0.01 | -0.08 | 0.08 |
| Malta | 12.69 | 14.9 | 10.4 | 6.07 | 6.45 | 5.68 | -0.58 | -0.64 | -0.50 |
| Marshall Islands | 5.43 | 5.15 | 5.69 | 7.91 | 6.87 | 8.91 | 0.43 | 0.25 | 0.61 |
| Mauritania | 1.6 | 1.46 | 1.74 | 0.9 | 0.78 | 1.01 | 0.06 | -0.03 | 0.13 |
| Mauritius | 2.22 | 1.69 | 2.75 | 3.91 | 2.58 | 5.27 | 0.40 | 0.14 | 0.60 |
| Mexico | 1.09 | 0.95 | 1.23 | 1.28 | 1.06 | 1.49 | 0.13 | 0.01 | 0.22 |
| Moldova | 2.22 | 1.73 | 2.76 | 4.67 | 2.56 | 6.94 | 1.22 | 0.61 | 1.59 |
| Mongolia | 6.23 | 6.63 | 5.82 | 5.65 | 3.76 | 7.57 | 0.08 | -0.21 | 0.40 |
| Montenegro | 21.71 | 24.47 | 18.93 | 31.21 | 30.08 | 32.36 | 0.18 | 0.15 | 0.27 |
| Morocco | 3.94 | 4.22 | 3.65 | 2.76 | 2.28 | 3.25 | -0.19 | -0.37 | 0.06 |
| Mozambique | 1.77 | 1.59 | 1.97 | 2.14 | 1.74 | 2.56 | 0.86 | 0.69 | 0.99 |
| Myanmar | 3.78 | 3.84 | 3.72 | 3.96 | 4.09 | 3.83 | 0.54 | 0.74 | 0.40 |
| Namibia | 6.44 | 6.38 | 6.51 | 5.39 | 4.48 | 6.35 | -0.05 | -0.16 | 0.06 |
| Nepal | 0.49 | 0.39 | 0.6 | 0.64 | 0.48 | 0.81 | 1.31 | 1.45 | 1.20 |
| Netherlands | 13.98 | 15.12 | 12.83 | 7.52 | 8.13 | 6.89 | -0.45 | -0.47 | -0.43 |
| New Zealand | 7.37 | 4.92 | 9.88 | 4.62 | 2.64 | 6.69 | -0.30 | -0.43 | -0.22 |
| Nicaragua | 2.11 | 1.96 | 2.27 | 1.28 | 1.05 | 1.51 | -0.29 | -0.37 | -0.20 |
| Niger | 1.36 | 1.27 | 1.45 | 0.85 | 0.62 | 1.08 | 0.36 | 0.09 | 0.59 |
| Nigeria | 1.6 | 1.38 | 1.81 | 0.95 | 0.55 | 1.33 | 0.10 | -0.22 | 0.33 |
| North Korea | 1.94 | 1.72 | 2.17 | 2.12 | 2 | 2.24 | -0.17 | -0.09 | -0.24 |
| Northern Mariana Islands | 2.99 | 3.12 | 2.87 | 3.04 | 2.02 | 4.07 | 0.43 | 0.14 | 0.70 |
| Norway | 4.33 | 4.58 | 4.07 | 4.83 | 5.56 | 4.1 | 0.49 | 0.48 | 0.48 |
| Oman | 0.59 | 0.63 | 0.56 | 0.69 | 0.52 | 0.77 | 0.93 | 0.48 | 1.29 |
| Pakistan | 0.65 | 0.4 | 0.88 | 1.11 | 0.91 | 1.31 | 1.22 | 2.16 | 0.84 |
| Palestine | 1.71 | 1.27 | 2.13 | 1.2 | 0.61 | 1.79 | -0.06 | -0.26 | 0.02 |
| Panama | 1.72 | 1.31 | 2.11 | 3.39 | 2.6 | 4.17 | 0.68 | 0.69 | 0.69 |
| Papua New Guinea | 5.44 | 6.48 | 4.45 | 6.37 | 7.17 | 5.6 | 0.39 | 0.28 | 0.56 |
| Paraguay | 1.79 | 1.7 | 1.87 | 1.95 | 1.55 | 2.33 | -0.15 | -0.24 | -0.07 |
| Peru | 2.16 | 2.08 | 2.25 | 0.97 | 0.86 | 1.09 | -0.31 | -0.40 | -0.21 |
| Philippines | 1.49 | 1.17 | 1.8 | 3.1 | 2.97 | 3.22 | 1.21 | 1.68 | 0.91 |
| Poland | 23.33 | 23.04 | 23.64 | 31.96 | 33.17 | 30.67 | 0.41 | 0.47 | 0.36 |
| Portugal | 7.2 | 8.44 | 5.88 | 6.57 | 6.93 | 6.19 | -0.03 | -0.12 | 0.13 |
| Puerto Rico | 7.46 | 8.32 | 6.54 | 5.98 | 6.7 | 5.21 | -0.31 | -0.42 | -0.22 |
| Qatar | 1.35 | 1.18 | 1.43 | 0.57 | 0.45 | 0.61 | -0.24 | -0.23 | -0.24 |
| Romania | 22.68 | 22.16 | 23.23 | 39.3 | 35.03 | 43.84 | 0.40 | 0.28 | 0.53 |
| Russia | 20.88 | 13.72 | 29.01 | 42.87 | 29.12 | 59.02 | 0.69 | 0.87 | 0.56 |
| Rwanda | 2.67 | 2.56 | 2.78 | 1.6 | 1.38 | 1.83 | 0.35 | 0.24 | 0.45 |
| Saint Lucia | 11.11 | 12.36 | 9.81 | 11.81 | 10.85 | 12.8 | 0.00 | -0.20 | 0.26 |
| Saint Vincent and the Grenadines | 3.98 | 5.06 | 2.89 | 5.72 | 5.17 | 6.25 | 0.19 | -0.06 | 0.63 |
| Samoa | 4.49 | 4 | 4.95 | 6.4 | 6.32 | 6.48 | 0.36 | 0.20 | 0.54 |
| Sao Tome and Principe | 2.03 | 1.65 | 2.42 | 1.97 | 1.55 | 2.39 | 0.55 | 0.45 | 0.63 |
| Saudi Arabia | 2.46 | 2.69 | 2.28 | 2.73 | 1.94 | 3.34 | 0.85 | 0.45 | 1.19 |
| Senegal | 1.44 | 1.2 | 1.69 | 1.19 | 0.9 | 1.49 | 0.42 | 0.27 | 0.54 |
| Serbia | 18.58 | 19.85 | 17.27 | 27.34 | 28.38 | 26.25 | 0.14 | 0.09 | 0.22 |
| Seychelles | 2.07 | 1.19 | 2.96 | 1.91 | 1.02 | 2.77 | 0.02 | -0.07 | 0.07 |
| Sierra Leone | 1.72 | 1.32 | 2.13 | 1.38 | 1.08 | 1.69 | 0.30 | 0.23 | 0.39 |
| Singapore | 3.87 | 3.22 | 4.5 | 2.38 | 2.12 | 2.66 | -0.46 | -0.48 | -0.44 |
| Slovakia | 5.89 | 4.35 | 7.5 | 7.68 | 5.25 | 10.23 | 0.56 | 0.29 | 0.84 |
| Slovenia | 78.71 | 92.31 | 64.30 | 44.34 | 54.01 | 34.49 | -0.44 | -0.45 | -0.43 |
| Solomon Islands | 5.48 | 5.77 | 5.21 | 6.99 | 6.95 | 7.03 | 0.48 | 0.35 | 0.63 |
| Somalia | 2.95 | 2.79 | 3.12 | 2.04 | 1.89 | 2.2 | 0.01 | -0.01 | 0.05 |
| South Africa | 9.38 | 10.38 | 8.36 | 10.61 | 10.7 | 10.52 | -0.03 | -0.09 | 0.04 |
| South Korea | 2.88 | 3.13 | 2.63 | 2.32 | 2.64 | 1.99 | -0.30 | -0.28 | -0.33 |
| South Sudan | 2.55 | 2.41 | 2.69 | 2.17 | 1.97 | 2.36 | 0.22 | 0.18 | 0.29 |
| Spain | 13.21 | 15.86 | 10.45 | 11.88 | 12.31 | 11.44 | -0.08 | -0.25 | 0.18 |
| Sri Lanka | 6.58 | 3.85 | 9.25 | 2.21 | 1.6 | 2.86 | -0.64 | -0.60 | -0.65 |
| Sudan | 5.69 | 5.81 | 5.57 | 3.79 | 3.51 | 4.06 | 0.19 | 0.12 | 0.28 |
| Suriname | 5.56 | 6.97 | 4.19 | 6.03 | 6.35 | 5.72 | 0.00 | -0.13 | 0.22 |

| | | | | | | | | | |
|--------------------------------|--------|--------|--------|--------|--------|--------|-------|-------|-------|
| Swaziland | 6.43 | 6.57 | 6.29 | 9.69 | 9.45 | 9.94 | -0.05 | -0.13 | 0.04 |
| Sweden | 9.23 | 8.53 | 9.94 | 7.52 | 7.13 | 7.91 | -0.04 | -0.08 | 0.00 |
| Switzerland | 8.38 | 8.06 | 8.73 | 6.1 | 5.79 | 6.42 | -0.15 | -0.20 | -0.09 |
| Syria | 5.91 | 5.09 | 6.71 | 5.07 | 4.16 | 5.96 | -0.34 | -0.17 | -0.43 |
| Taiwan | 2.47 | 1.91 | 3 | 2.28 | 1.68 | 2.89 | -0.30 | -0.34 | -0.27 |
| Tajikistan | 2.51 | 2.16 | 2.86 | 2.2 | 1.44 | 2.95 | 0.64 | 0.35 | 0.82 |
| Tanzania | 1.91 | 1.72 | 2.11 | 1.75 | 1.43 | 2.08 | 0.54 | 0.45 | 0.60 |
| Thailand | 8.15 | 6.72 | 9.6 | 1.98 | 1.35 | 2.63 | -0.82 | -0.86 | -0.76 |
| The Bahamas | 7.34 | 6.57 | 8.12 | 9.53 | 7.37 | 11.77 | 0.13 | -0.09 | 0.33 |
| The Gambia | 1.28 | 1.18 | 1.38 | 0.86 | 0.54 | 1.18 | 0.21 | -0.06 | 0.43 |
| Timor-Leste | 3.31 | 3.47 | 3.14 | 2.02 | 2.09 | 1.95 | 0.36 | 0.35 | 0.42 |
| Togo | 1.65 | 1.47 | 1.83 | 1.28 | 0.79 | 1.78 | 0.07 | -0.17 | 0.22 |
| Tonga | 1.24 | 0.53 | 1.94 | 1.84 | 0.71 | 2.96 | 0.35 | 0.26 | 0.38 |
| Trinidad and Tobago | 3.59 | 4.2 | 2.97 | 6.48 | 5.07 | 7.93 | 0.49 | 0.05 | 1.10 |
| Tunisia | 3.42 | 3.7 | 3.13 | 2.79 | 2.21 | 3.38 | -0.17 | -0.36 | 0.05 |
| Turkey | 2.82 | 2.01 | 3.64 | 1.4 | 0.89 | 1.93 | -0.12 | -0.19 | -0.07 |
| Turkmenistan | 3.14 | 2.96 | 3.33 | 2.59 | 1.87 | 3.33 | 0.16 | -0.04 | 0.32 |
| Uganda | 2.02 | 1.89 | 2.15 | 1.88 | 1.4 | 2.36 | 0.79 | 0.51 | 1.01 |
| Ukraine | 9.82 | 6.19 | 14.05 | 17.15 | 9.21 | 26.54 | 0.42 | 0.27 | 0.46 |
| United Arab Emirates | 3.65 | 2.76 | 4.11 | 3.44 | 1.8 | 4.04 | 0.25 | 0.24 | 0.21 |
| United Kingdom | 10.65 | 12.61 | 8.58 | 5.89 | 6.31 | 5.46 | -0.33 | -0.40 | -0.22 |
| United States | 10.92 | 8.51 | 13.45 | 8.86 | 6.97 | 10.83 | -0.16 | -0.18 | -0.14 |
| Uruguay | 14.05 | 11.64 | 16.62 | 10.55 | 8.12 | 13.16 | -0.32 | -0.44 | -0.19 |
| Uzbekistan | 0.72 | 0.68 | 0.77 | 0.94 | 0.76 | 1.12 | 0.52 | 0.41 | 0.61 |
| Vanuatu | 6.02 | 5.87 | 6.16 | 7.51 | 7.28 | 7.73 | 0.36 | 0.27 | 0.44 |
| Venezuela | 2.34 | 1.98 | 2.7 | 2.37 | 1.95 | 2.79 | -0.18 | -0.15 | -0.19 |
| Vietnam | 2.13 | 1.76 | 2.52 | 2.91 | 2.62 | 3.2 | 0.44 | 0.62 | 0.33 |
| Virgin Islands, U.S. | 7.97 | 6.34 | 9.69 | 19.44 | 13.65 | 25.79 | 0.14 | 0.01 | 0.24 |
| Yemen | 5.65 | 6.28 | 5.01 | 3.4 | 3.41 | 3.39 | 0.20 | 0.12 | 0.34 |
| Zambia | 1.79 | 1.9 | 1.68 | 2.25 | 1.69 | 2.81 | 0.78 | 0.38 | 1.19 |
| Zimbabwe | 3.34 | 3.38 | 3.29 | 4.98 | 4.03 | 5.95 | 0.23 | 0.00 | 0.47 |
| Cerebrovascular disease | | | | | | | | | |
| Afghanistan | 81.24 | 112.60 | 51.38 | 102.23 | 138.75 | 67.93 | 0.77 | 0.80 | 0.81 |
| Albania | 83.30 | 82.86 | 83.73 | 161.76 | 159.30 | 164.27 | 0.41 | 0.41 | 0.41 |
| Algeria | 43.90 | 47.98 | 39.93 | 60.25 | 65.40 | 55.17 | 0.49 | 0.47 | 0.51 |
| American Samoa | 52.63 | 41.65 | 63.02 | 34.28 | 36.33 | 32.24 | -0.18 | -0.13 | -0.24 |
| Andorra | 69.19 | 73.99 | 64.13 | 68.95 | 69.19 | 68.7 | -0.18 | -0.19 | -0.15 |
| Angola | 65.63 | 75.72 | 55.29 | 49.92 | 61.23 | 38.47 | 0.57 | 0.58 | 0.52 |
| Antigua and Barbuda | 105.07 | 117.01 | 92.30 | 67.01 | 69.49 | 64.31 | -0.29 | -0.31 | -0.25 |
| Argentina | 85.96 | 83.68 | 88.34 | 58.78 | 62.17 | 55.24 | -0.33 | -0.35 | -0.32 |
| Armenia | 85.93 | 98.15 | 72.99 | 123.95 | 130.21 | 116.74 | 0.09 | 0.01 | 0.20 |
| Australia | 74.46 | 87.59 | 61.27 | 61.3 | 71.75 | 50.83 | -0.14 | -0.17 | -0.10 |
| Austria | 146.50 | 177.48 | 112.73 | 70.28 | 84.38 | 55.49 | -0.46 | -0.46 | -0.45 |
| Azerbaijan | 81.74 | 93.60 | 69.36 | 82.53 | 83.57 | 81.48 | 0.24 | 0.16 | 0.38 |
| Bahrain | 18.82 | 21.76 | 16.65 | 10.07 | 12.41 | 8.64 | -0.08 | -0.06 | -0.08 |
| Bangladesh | 57.59 | 66.23 | 49.34 | 97.83 | 98.19 | 97.48 | 1.89 | 1.84 | 2.04 |
| Barbados | 115.48 | 128.25 | 101.72 | 108.67 | 121.09 | 95.17 | -0.23 | -0.25 | -0.21 |
| Belarus | 174.00 | 209.47 | 133.83 | 217.72 | 242.08 | 189.47 | -0.09 | -0.10 | -0.05 |
| Belgium | 119.78 | 142.78 | 95.71 | 83.83 | 96.33 | 70.85 | -0.27 | -0.30 | -0.22 |
| Belize | 43.99 | 45.9 | 42.11 | 35.06 | 31.46 | 38.67 | -0.12 | -0.14 | -0.09 |
| Benin | 41.54 | 46.61 | 36.15 | 47.46 | 51.44 | 43.47 | 0.91 | 0.86 | 0.95 |
| Bermuda | 63.38 | 63.07 | 63.69 | 49.82 | 49 | 50.67 | -0.07 | -0.13 | -0.03 |
| Bhutan | 34.07 | 36.55 | 31.77 | 37.98 | 34.48 | 40.99 | 0.99 | 0.97 | 1.04 |
| Bolivia | 48.89 | 57.00 | 40.83 | 51.57 | 59.61 | 43.57 | 0.60 | 0.53 | 0.68 |
| Bosnia and Herzegovina | 98.66 | 111.44 | 85.87 | 146.41 | 157.43 | 135.28 | 0.14 | 0.03 | 0.26 |
| Botswana | 39.36 | 49.27 | 29.22 | 54.92 | 63.03 | 46.81 | -0.06 | -0.09 | 0.03 |
| Brazil | 67.35 | 64.30 | 70.45 | 69.32 | 66.83 | 71.89 | -0.05 | -0.07 | -0.03 |
| Brunei | 31.46 | 32.64 | 30.41 | 31.24 | 31.52 | 30.97 | -0.11 | -0.13 | -0.09 |
| Bulgaria | 278.39 | 286.23 | 270.34 | 303.52 | 325.70 | 280.23 | -0.11 | -0.12 | -0.12 |
| Burkina Faso | 26.61 | 31.52 | 21.47 | 23.95 | 29.81 | 18.03 | 0.64 | 0.66 | 0.57 |
| Burundi | 105.64 | 124.16 | 86.48 | 41.63 | 47.34 | 35.8 | -0.09 | -0.09 | -0.05 |
| Cambodia | 70.34 | 78.78 | 61.30 | 70.01 | 72.70 | 67.18 | 0.90 | 0.87 | 1.01 |
| Cameroon | 49.30 | 55.58 | 42.94 | 51.44 | 56.49 | 46.39 | 0.27 | 0.25 | 0.27 |
| Canada | 53.6 | 60.21 | 46.88 | 49.57 | 56.32 | 42.72 | -0.16 | -0.21 | -0.11 |
| Cape Verde | 75.67 | 73.49 | 78.07 | 72.39 | 73.45 | 71.31 | 0.22 | 0.28 | 0.17 |
| Central African Republic | 111.35 | 123.79 | 98.48 | 109.29 | 120.08 | 98.21 | 0.10 | 0.05 | 0.13 |
| Chad | 38.93 | 46.52 | 31.23 | 41.00 | 46.76 | 35.25 | 0.48 | 0.40 | 0.56 |
| Chile | 70.30 | 70.80 | 69.80 | 70.66 | 75.82 | 65.36 | -0.08 | -0.12 | -0.06 |
| China | 115.11 | 111.46 | 118.58 | 136.98 | 112.89 | 159.68 | 0.34 | 0.34 | 0.36 |
| Colombia | 35.41 | 37.79 | 33.01 | 33.67 | 36.05 | 31.21 | 0.04 | -0.04 | 0.10 |

| | | | | | | | | | |
|----------------------------------|--------|--------|--------|--------|--------|--------|-------|-------|-------|
| Comoros | 65.93 | 73.48 | 58.42 | 37.31 | 42.7 | 32.02 | 0.19 | 0.24 | 0.18 |
| Congo | 94.91 | 111.97 | 77.76 | 70.10 | 97.30 | 42.94 | 0.08 | 0.07 | -0.04 |
| Costa Rica | 26.86 | 28.17 | 25.58 | 30.27 | 32.03 | 28.51 | -0.09 | -0.11 | -0.09 |
| Cote d'Ivoire | 47.48 | 46.39 | 48.47 | 51.40 | 49.90 | 52.85 | 0.41 | 0.43 | 0.37 |
| Croatia | 192.30 | 213.19 | 170.09 | 189.40 | 218.82 | 157.83 | -0.14 | -0.16 | -0.13 |
| Cuba | 71.58 | 73.90 | 69.30 | 100.52 | 105.23 | 95.87 | 0.03 | 0.00 | 0.06 |
| Cyprus | 102.38 | 97.53 | 107.35 | 48.73 | 44.27 | 53.5 | -0.37 | -0.36 | -0.36 |
| Czech Republic | 225.49 | 260.49 | 188.39 | 122.92 | 146.35 | 98.73 | -0.35 | -0.35 | -0.35 |
| Democratic Republic of the Congo | 50.31 | 65.49 | 34.75 | 50.17 | 59.21 | 41.09 | 0.54 | 0.43 | 0.82 |
| Denmark | 124.66 | 140.74 | 108.11 | 79.79 | 87.85 | 71.60 | -0.20 | -0.23 | -0.16 |
| Djibouti | 44.28 | 42.31 | 46.22 | 57.18 | 54.57 | 59.76 | 0.44 | 0.51 | 0.42 |
| Dominica | 57.11 | 65.12 | 49.03 | 75.91 | 78.44 | 73.33 | 0.00 | 0.03 | 0.02 |
| Dominican Republic | 36.5 | 35.21 | 37.78 | 67.26 | 64.87 | 69.67 | 0.59 | 0.58 | 0.60 |
| Ecuador | 33.42 | 32.56 | 34.26 | 37.11 | 36.58 | 37.64 | 0.11 | 0.13 | 0.09 |
| Egypt | 77.02 | 77.31 | 76.74 | 61.25 | 59.56 | 62.91 | 0.11 | 0.17 | 0.07 |
| El Salvador | 38.75 | 38.28 | 39.24 | 29.42 | 29.97 | 28.79 | -0.19 | -0.20 | -0.20 |
| Equatorial Guinea | 118.43 | 140.02 | 97.78 | 44.30 | 50.35 | 38.54 | -0.22 | -0.24 | -0.19 |
| Eritrea | 53.52 | 64.44 | 42.47 | 50.57 | 65.33 | 35.86 | 0.46 | 0.47 | 0.37 |
| Estonia | 230.08 | 279.30 | 174.08 | 126.09 | 152.50 | 95.08 | -0.41 | -0.45 | -0.38 |
| Ethiopia | 70.84 | 75.38 | 66.28 | 41.07 | 45.18 | 36.94 | 0.69 | 0.70 | 0.65 |
| Federated States of Micronesia | 76.16 | 69.17 | 82.85 | 70.41 | 66.63 | 74.01 | 0.04 | 0.05 | 0.03 |
| Fiji | 68.42 | 70.94 | 65.97 | 73.16 | 81.61 | 64.98 | -0.25 | -0.26 | -0.27 |
| Finland | 122.32 | 147.36 | 95.75 | 87.66 | 103.31 | 71.53 | -0.26 | -0.29 | -0.22 |
| France | 95.61 | 108.87 | 81.64 | 73.08 | 83.12 | 62.39 | -0.26 | -0.28 | -0.25 |
| Gabon | 103.88 | 107.42 | 100.19 | 70.59 | 84.02 | 57.47 | 0.07 | 0.16 | -0.06 |
| Georgia | 204.50 | 223.96 | 183.05 | 257.71 | 252.06 | 263.88 | -0.02 | -0.06 | 0.04 |
| Germany | 142.47 | 173.96 | 108.63 | 90.71 | 105.57 | 75.35 | -0.35 | -0.36 | -0.31 |
| Ghana | 51.67 | 79.96 | 24.26 | 57.55 | 78.46 | 36.44 | 0.65 | 0.55 | 1.06 |
| Greece | 189.94 | 220.85 | 158.24 | 177.17 | 206.39 | 146.50 | -0.23 | -0.26 | -0.22 |
| Greenland | 53.24 | 57.88 | 49.22 | 46.26 | 38.72 | 52.79 | 0.04 | -0.12 | 0.21 |
| Grenada | 118.88 | 137.52 | 99.75 | 95.05 | 110.98 | 79.21 | -0.21 | -0.21 | -0.21 |
| Guam | 41.59 | 40.27 | 42.75 | 75.60 | 76.85 | 74.40 | -0.05 | -0.06 | -0.06 |
| Guatemala | 19.43 | 20.29 | 18.55 | 24.82 | 27.24 | 22.3 | 0.89 | 0.95 | 0.80 |
| Guinea | 46.39 | 59.86 | 32.62 | 52.42 | 60.96 | 43.92 | 0.87 | 0.76 | 1.12 |
| Guinea-Bissau | 60.02 | 70.79 | 48.99 | 63.34 | 73.82 | 52.74 | 0.51 | 0.49 | 0.55 |
| Guyana | 109.92 | 103.55 | 116.50 | 94.92 | 89.21 | 100.59 | -0.16 | -0.12 | -0.18 |
| Haiti | 107.47 | 143.45 | 70.43 | 91.07 | 118.23 | 63.32 | 0.37 | 0.31 | 0.49 |
| Honduras | 58.31 | 58.92 | 57.70 | 56.14 | 58.62 | 53.66 | 0.00 | -0.04 | 0.04 |
| Hungary | 224.08 | 244.23 | 202.29 | 138.72 | 157.83 | 117.66 | -0.28 | -0.32 | -0.27 |
| Iceland | 67.45 | 75.04 | 59.93 | 46.67 | 46.65 | 46.68 | -0.20 | -0.22 | -0.16 |
| India | 57.00 | 59.28 | 54.88 | 61.15 | 57.62 | 64.42 | 0.47 | 0.48 | 0.48 |
| Indonesia | 75.38 | 83.08 | 67.74 | 110.02 | 115.49 | 104.62 | 0.79 | 0.79 | 0.82 |
| Iran | 44.43 | 38.63 | 50.02 | 54.64 | 45.94 | 63.21 | 0.69 | 0.87 | 0.60 |
| Iraq | 66.89 | 73.71 | 60.19 | 52.67 | 55.54 | 49.86 | -0.04 | 0.02 | -0.07 |
| Ireland | 74.11 | 87.34 | 60.77 | 44.33 | 49.14 | 39.37 | -0.24 | -0.25 | -0.22 |
| Israel | 59.86 | 63.91 | 55.81 | 41.85 | 45.47 | 38.16 | -0.25 | -0.27 | -0.23 |
| Italy | 131.71 | 145.60 | 116.98 | 119.83 | 138.84 | 99.63 | -0.20 | -0.22 | -0.19 |
| Jamaica | 103.77 | 121.98 | 85.11 | 117.19 | 131.05 | 103.23 | -0.12 | -0.12 | -0.10 |
| Japan | 107.82 | 112.27 | 103.21 | 133.14 | 139.25 | 126.70 | -0.24 | -0.27 | -0.22 |
| Jordan | 44.2 | 49.1 | 39.76 | 24.91 | 24.31 | 25.49 | -0.04 | -0.04 | -0.02 |
| Kazakhstan | 126.73 | 154.25 | 97.49 | 121.62 | 127.86 | 114.93 | -0.05 | -0.10 | 0.08 |
| Kenya | 28.22 | 32.92 | 23.49 | 27.2 | 28.87 | 25.52 | 0.24 | 0.19 | 0.33 |
| Kiribati | 111.20 | 85.55 | 137.39 | 119.46 | 81.63 | 158.26 | 0.35 | 0.32 | 0.34 |
| Kuwait | 8.7 | 8.93 | 8.49 | 11.68 | 9.46 | 13.41 | 0.82 | 0.44 | 1.18 |
| Kyrgyzstan | 129.98 | 152.77 | 106.21 | 98.00 | 93.03 | 103.08 | -0.02 | -0.11 | 0.15 |
| Laos | 91.82 | 106.16 | 77.46 | 62.41 | 65.30 | 59.48 | 0.66 | 0.61 | 0.77 |
| Latvia | 281.11 | 342.20 | 210.74 | 235.28 | 287.16 | 174.86 | -0.15 | -0.17 | -0.13 |
| Lebanon | 53.16 | 74.26 | 31.48 | 39.84 | 58.18 | 21.69 | 0.11 | 0.01 | 0.14 |
| Lesotho | 55.02 | 60.13 | 49.60 | 86.61 | 102.17 | 70.73 | -0.10 | -0.10 | -0.14 |
| Liberia | 41.70 | 48.47 | 34.89 | 39.09 | 47.22 | 31.09 | 1.17 | 1.07 | 1.24 |
| Libya | 30.16 | 33.13 | 27.49 | 41.07 | 43.43 | 38.74 | 0.13 | 0.21 | 0.07 |
| Lithuania | 128.87 | 151.66 | 103.51 | 159.74 | 187.54 | 127.41 | 0.08 | 0.06 | 0.08 |
| Luxembourg | 155.90 | 182.71 | 127.98 | 58.58 | 69.27 | 47.84 | -0.43 | -0.46 | -0.40 |
| Macedonia | 169.39 | 171.75 | 167.06 | 211.71 | 222.19 | 201.14 | 0.07 | 0.06 | 0.06 |
| Madagascar | 77.00 | 81.84 | 72.14 | 69.32 | 74.07 | 64.55 | 0.49 | 0.51 | 0.45 |
| Malawi | 32.77 | 41.93 | 23.3 | 27.42 | 30.83 | 24 | 0.61 | 0.46 | 0.92 |
| Malaysia | 51.26 | 51.97 | 50.57 | 51.25 | 42.69 | 59.98 | -0.08 | -0.10 | -0.03 |
| Maldives | 30.42 | 24.87 | 35.70 | 25.23 | 16.72 | 33.69 | 0.94 | 0.95 | 0.88 |
| Mali | 56.20 | 73.44 | 38.59 | 36.46 | 48.56 | 24.6 | 0.18 | 0.19 | 0.16 |
| Malta | 72.72 | 74.42 | 70.96 | 64.99 | 70.82 | 59.12 | -0.22 | -0.21 | -0.24 |

| | | | | | | | | | |
|----------------------------------|--------|--------|--------|--------|--------|--------|-------|-------|-------|
| Marshall Islands | 61.70 | 52.65 | 70.36 | 64.29 | 58.43 | 69.95 | 0.03 | 0.03 | 0.02 |
| Mauritania | 43.63 | 54.22 | 32.98 | 33.2 | 43.58 | 22.97 | 0.42 | 0.44 | 0.34 |
| Mauritius | 89.88 | 81.61 | 98.19 | 80.29 | 76.40 | 84.27 | -0.29 | -0.30 | -0.28 |
| Mexico | 25.37 | 26.78 | 23.95 | 31.52 | 33.84 | 29.18 | 0.19 | 0.14 | 0.23 |
| Moldova | 151.01 | 168.59 | 131.72 | 137.05 | 141.71 | 132.02 | -0.04 | -0.09 | 0.03 |
| Mongolia | 66.63 | 68.82 | 64.39 | 124.11 | 114.37 | 134.04 | 1.21 | 1.29 | 1.23 |
| Montenegro | 195.18 | 240.12 | 149.85 | 235.06 | 259.01 | 210.54 | -0.02 | -0.02 | 0.03 |
| Morocco | 44.20 | 49.86 | 38.52 | 55.21 | 63.03 | 47.21 | 0.42 | 0.41 | 0.41 |
| Mozambique | 49.57 | 49.64 | 49.49 | 56.42 | 55.79 | 57.09 | 0.74 | 0.68 | 0.76 |
| Myanmar | 94.45 | 95.69 | 93.15 | 100.27 | 89.14 | 111.91 | 0.53 | 0.47 | 0.61 |
| Namibia | 51.00 | 59.08 | 42.57 | 38.41 | 39.52 | 37.23 | -0.14 | -0.19 | -0.05 |
| Nepal | 38.10 | 40.19 | 35.98 | 45.98 | 41.63 | 50.60 | 1.12 | 1.03 | 1.23 |
| Netherlands | 85.77 | 99.29 | 71.95 | 64.68 | 74.26 | 54.95 | -0.23 | -0.27 | -0.19 |
| New Zealand | 76.89 | 89.99 | 63.38 | 61.86 | 73.94 | 49.32 | -0.10 | -0.13 | -0.10 |
| Nicaragua | 21.73 | 22.56 | 20.89 | 30.11 | 31.51 | 28.66 | 0.62 | 0.64 | 0.61 |
| Niger | 32.63 | 36.31 | 28.83 | 34.16 | 37.71 | 30.66 | 1.24 | 1.24 | 1.25 |
| Nigeria | 37.04 | 43.40 | 30.81 | 22.52 | 22.84 | 22.21 | 0.13 | 0.03 | 0.30 |
| North Korea | 91.65 | 109.05 | 73.22 | 169.74 | 184.95 | 153.84 | 0.38 | 0.30 | 0.52 |
| Northern Mariana Islands | 36.86 | 37.73 | 36.08 | 19.73 | 14.31 | 25.18 | -0.25 | -0.33 | -0.17 |
| Norway | 131.56 | 148.69 | 114.05 | 67.97 | 81.11 | 54.98 | -0.31 | -0.34 | -0.29 |
| Oman | 16.57 | 20.88 | 13.13 | 16.95 | 20.63 | 15.08 | 0.65 | 0.68 | 0.83 |
| Pakistan | 56.42 | 51.10 | 61.35 | 64.53 | 55.73 | 72.85 | 0.47 | 0.50 | 0.44 |
| Palestine | 30.48 | 33.77 | 27.27 | 32.27 | 30.84 | 33.66 | 0.39 | 0.37 | 0.48 |
| Panama | 45.19 | 43.91 | 46.44 | 49.84 | 46.91 | 52.76 | -0.06 | -0.09 | -0.03 |
| Papua New Guinea | 86.48 | 99.02 | 74.51 | 84.21 | 102.01 | 67.10 | 0.16 | 0.19 | 0.11 |
| Paraguay | 48.17 | 52.42 | 44.02 | 61.66 | 62.37 | 60.97 | -0.01 | -0.01 | 0.01 |
| Peru | 37.52 | 37.39 | 37.65 | 23.07 | 24.28 | 21.86 | -0.06 | -0.06 | -0.07 |
| Philippines | 38.02 | 32.27 | 43.65 | 64.89 | 57.56 | 72.08 | 0.81 | 0.87 | 0.76 |
| Poland | 120.25 | 144.96 | 94.27 | 113.78 | 129.54 | 96.82 | -0.02 | -0.09 | 0.07 |
| Portugal | 257.93 | 276.97 | 237.45 | 144.24 | 155.24 | 132.51 | -0.40 | -0.40 | -0.40 |
| Puerto Rico | 48.4 | 47.2 | 49.67 | 60.24 | 67.23 | 52.69 | 0.06 | 0.03 | 0.04 |
| Qatar | 15.88 | 20.34 | 13.67 | 7.53 | 8.87 | 7.03 | -0.15 | -0.14 | -0.10 |
| Romania | 198.76 | 216.67 | 180.35 | 277.94 | 297.36 | 257.27 | 0.13 | 0.11 | 0.16 |
| Russia | 240.16 | 301.25 | 170.79 | 257.22 | 293.78 | 214.28 | -0.12 | -0.14 | -0.04 |
| Rwanda | 62.58 | 79.37 | 45.19 | 34.03 | 39.4 | 28.19 | 0.22 | 0.13 | 0.37 |
| Saint Lucia | 104.56 | 117.92 | 90.80 | 106.31 | 124.48 | 87.45 | -0.05 | -0.04 | -0.07 |
| Saint Vincent and the Grenadines | 77.20 | 95.31 | 58.91 | 88.78 | 97.44 | 80.27 | -0.04 | -0.06 | 0.03 |
| Samoa | 59.06 | 50.77 | 66.70 | 57.58 | 62.50 | 52.96 | -0.08 | -0.08 | -0.07 |
| Sao Tome and Principe | 63.06 | 73.50 | 52.42 | 60.25 | 73.11 | 47.30 | 0.52 | 0.53 | 0.48 |
| Saudi Arabia | 23.22 | 25.09 | 21.76 | 22.79 | 21.86 | 23.5 | 0.63 | 0.72 | 0.61 |
| Senegal | 39.65 | 44.13 | 35.11 | 47.12 | 55.95 | 37.97 | 1.03 | 1.10 | 0.87 |
| Serbia | 202.91 | 228.50 | 176.65 | 246.85 | 277.78 | 214.41 | -0.06 | -0.09 | -0.04 |
| Seychelles | 78.56 | 79.89 | 77.21 | 51.36 | 50.53 | 52.17 | -0.28 | -0.32 | -0.23 |
| Sierra Leone | 37.60 | 33.20 | 42.10 | 45.50 | 52.87 | 37.98 | 0.94 | 1.38 | 0.57 |
| Singapore | 59.93 | 66.02 | 54.00 | 51.9 | 60.17 | 43.33 | -0.25 | -0.28 | -0.24 |
| Slovakia | 131.06 | 143.19 | 118.35 | 97.22 | 107.70 | 86.17 | -0.14 | -0.20 | -0.09 |
| Slovenia | 136.89 | 152.90 | 119.91 | 103.92 | 120.48 | 87.06 | -0.24 | -0.26 | -0.23 |
| Solomon Islands | 92.54 | 90.18 | 94.78 | 87.76 | 90.95 | 84.67 | 0.10 | 0.12 | 0.06 |
| Somalia | 77.36 | 93.05 | 61.38 | 56.79 | 68.47 | 44.99 | 0.12 | 0.12 | 0.12 |
| South Africa | 66.55 | 88.07 | 44.53 | 68.84 | 84.32 | 52.81 | -0.12 | -0.15 | -0.02 |
| South Korea | 113.90 | 126.39 | 101.46 | 87.72 | 95.93 | 79.42 | -0.33 | -0.35 | -0.31 |
| South Sudan | 52.94 | 62.61 | 43.17 | 50.24 | 59.46 | 41.05 | 0.44 | 0.44 | 0.46 |
| Spain | 118.52 | 134.39 | 101.98 | 74.46 | 86.66 | 61.96 | -0.36 | -0.38 | -0.35 |
| Sri Lanka | 28.97 | 23.96 | 33.89 | 65.89 | 60.94 | 71.21 | 1.43 | 1.43 | 1.36 |
| Sudan | 66.89 | 77.08 | 56.77 | 60.13 | 66.92 | 53.40 | 0.58 | 0.57 | 0.61 |
| Suriname | 68.93 | 75.21 | 62.86 | 96.18 | 101.67 | 90.70 | 0.28 | 0.29 | 0.28 |
| Swaziland | 44.63 | 51.26 | 37.23 | 65.25 | 75.55 | 54.74 | -0.07 | -0.10 | -0.04 |
| Sweden | 123.09 | 140.11 | 105.66 | 89 | 104.59 | 73.39 | -0.15 | -0.18 | -0.13 |
| Switzerland | 101.96 | 115.85 | 87.41 | 55.37 | 64.58 | 45.97 | -0.36 | -0.38 | -0.35 |
| Syria | 64.39 | 59.87 | 68.77 | 47.96 | 44.99 | 50.85 | -0.43 | -0.24 | -0.53 |
| Taiwan | 74.61 | 68.48 | 80.29 | 65.59 | 57.78 | 73.42 | -0.34 | -0.37 | -0.32 |
| Tajikistan | 77.25 | 85.24 | 69.17 | 56.14 | 56.45 | 55.83 | 0.35 | 0.32 | 0.41 |
| Tanzania | 37.87 | 44.03 | 31.6 | 34.14 | 36.61 | 31.65 | 0.50 | 0.40 | 0.63 |
| Thailand | 60.50 | 61.64 | 59.34 | 78.83 | 67.39 | 90.59 | -0.17 | -0.26 | -0.07 |
| The Bahamas | 55.94 | 60.67 | 51.15 | 67.57 | 74.26 | 60.58 | 0.05 | -0.01 | 0.09 |
| The Gambia | 33.1 | 39.36 | 26.93 | 29.57 | 30.58 | 28.54 | 0.63 | 0.61 | 0.79 |
| Timor-Leste | 42.77 | 50.13 | 35.60 | 49.34 | 59.28 | 39.72 | 1.42 | 1.45 | 1.39 |
| Togo | 44.27 | 52.35 | 35.98 | 43.45 | 43.48 | 43.41 | 0.35 | 0.27 | 0.50 |
| Tonga | 51.83 | 62.95 | 40.97 | 59.93 | 70.91 | 49.02 | 0.05 | 0.04 | 0.07 |
| Trinidad and Tobago | 82.81 | 85.56 | 80.05 | 85.10 | 85.50 | 84.69 | -0.15 | -0.13 | -0.17 |

| | | | | | | | | | |
|----------------------------------|--------|--------|--------|--------|--------|--------|-------|-------|-------|
| Tunisia | 55.03 | 48.57 | 61.40 | 66.12 | 60.75 | 71.63 | 0.20 | 0.31 | 0.12 |
| Turkey | 43.74 | 51.13 | 36.17 | 41.69 | 43.66 | 39.64 | 0.66 | 0.51 | 0.90 |
| Turkmenistan | 75.13 | 81.73 | 68.34 | 84.01 | 79.76 | 88.41 | 0.57 | 0.48 | 0.70 |
| Uganda | 50.96 | 63.26 | 38.51 | 36.7 | 38.04 | 35.36 | 0.39 | 0.21 | 0.70 |
| Ukraine | 237.75 | 288.65 | 178.51 | 216.94 | 244.64 | 184.22 | -0.26 | -0.28 | -0.20 |
| United Arab Emirates | 28.55 | 32.58 | 26.46 | 26.16 | 24.84 | 26.64 | 0.18 | 0.36 | 0.22 |
| United Kingdom | 130.61 | 156.79 | 102.92 | 82.51 | 95.99 | 68.68 | -0.23 | -0.27 | -0.18 |
| United States | 60.76 | 70.44 | 50.58 | 50.84 | 57.75 | 43.69 | -0.14 | -0.18 | -0.08 |
| Uruguay | 128.30 | 139.34 | 116.58 | 122.05 | 149.39 | 92.76 | -0.14 | -0.15 | -0.19 |
| Uzbekistan | 79.10 | 88.34 | 69.66 | 78.17 | 78.44 | 77.89 | 0.15 | 0.11 | 0.23 |
| Vanuatu | 102.25 | 94.04 | 110.00 | 96.49 | 98.99 | 94.05 | 0.02 | 0.07 | -0.03 |
| Venezuela | 35.61 | 37.53 | 33.72 | 43.08 | 44.37 | 41.78 | -0.02 | 0.02 | -0.04 |
| Vietnam | 96.47 | 99.76 | 93.09 | 130.02 | 131.09 | 128.92 | 0.41 | 0.40 | 0.43 |
| Virgin Islands, U.S. | 44.12 | 43.12 | 45.17 | 93.83 | 88.76 | 99.40 | -0.01 | -0.03 | 0.02 |
| Yemen | 60.31 | 73.96 | 46.41 | 58.33 | 69.25 | 47.64 | 0.85 | 0.85 | 0.91 |
| Zambia | 35.45 | 47.82 | 22.86 | 40.69 | 42.21 | 39.17 | 0.64 | 0.37 | 1.30 |
| Zimbabwe | 27.54 | 34.15 | 20.87 | 33.00 | 34.32 | 31.65 | -0.02 | -0.16 | 0.22 |
| Endocarditis | | | | | | | | | |
| Afghanistan | 1.01 | 1.51 | 0.53 | 1.34 | 1.96 | 0.75 | 0.87 | 0.88 | 1.03 |
| Albania | 0.56 | 0.52 | 0.6 | 0.82 | 0.67 | 0.97 | 0.06 | -0.06 | 0.16 |
| Algeria | 1.82 | 2.18 | 1.48 | 2.31 | 2.82 | 1.8 | 0.39 | 0.42 | 0.38 |
| American Samoa | 1.74 | 1.61 | 1.86 | 2.12 | 2.52 | 1.72 | 0.57 | 0.65 | 0.38 |
| Andorra | 1.21 | 1.45 | 0.95 | 1.74 | 2 | 1.47 | 0.21 | 0.23 | 0.25 |
| Angola | 1.61 | 1.83 | 1.38 | 1.44 | 1.63 | 1.25 | 0.83 | 0.76 | 1.04 |
| Antigua and Barbuda | 2.04 | 2.17 | 1.91 | 1.6 | 1.45 | 1.77 | -0.12 | -0.22 | 0.00 |
| Argentina | 3.12 | 4.55 | 1.64 | 3.7 | 5.46 | 1.86 | 0.16 | 0.06 | 0.23 |
| Armenia | 0.22 | 0.21 | 0.22 | 0.33 | 0.3 | 0.37 | 0.17 | 0.09 | 0.25 |
| Australia | 1 | 1.05 | 0.95 | 1.6 | 1.66 | 1.54 | 0.68 | 0.60 | 0.76 |
| Austria | 2.79 | 3.73 | 1.76 | 1.62 | 2.17 | 1.04 | -0.34 | -0.34 | -0.34 |
| Azerbaijan | 0.58 | 0.52 | 0.65 | 0.7 | 0.52 | 0.88 | 0.47 | 0.31 | 0.59 |
| Bahrain | 0.94 | 1.1 | 0.82 | 0.62 | 0.76 | 0.53 | 0.13 | 0.16 | 0.17 |
| Bangladesh | 0.13 | 0.15 | 0.12 | 0.24 | 0.26 | 0.22 | 2.08 | 2.43 | 1.92 |
| Barbados | 2.96 | 3.4 | 2.49 | 4.01 | 4.43 | 3.55 | 0.12 | 0.05 | 0.21 |
| Belarus | 0.61 | 0.52 | 0.71 | 0.99 | 0.7 | 1.32 | 0.19 | 0.07 | 0.27 |
| Belgium | 2.78 | 3.87 | 1.63 | 5.04 | 6.63 | 3.38 | 0.91 | 0.79 | 1.19 |
| Belize | 0.98 | 1.35 | 0.61 | 0.78 | 0.96 | 0.61 | -0.09 | -0.08 | 0.01 |
| Benin | 1.54 | 1.69 | 1.38 | 1.17 | 1.22 | 1.11 | 0.31 | 0.28 | 0.39 |
| Bermuda | 1.6 | 1.34 | 1.86 | 1.35 | 0.99 | 1.71 | 0.00 | -0.17 | 0.15 |
| Bhutan | 0.17 | 0.19 | 0.16 | 0.34 | 0.35 | 0.34 | 2.57 | 2.87 | 2.54 |
| Bolivia | 2.21 | 2.05 | 2.37 | 2.29 | 2.24 | 2.35 | 0.60 | 0.64 | 0.63 |
| Bosnia and Herzegovina | 0.33 | 0.27 | 0.38 | 0.5 | 0.38 | 0.62 | 0.19 | 0.05 | 0.33 |
| Botswana | 0.78 | 0.91 | 0.65 | 0.91 | 0.9 | 0.93 | -0.20 | -0.27 | -0.08 |
| Brazil | 0.74 | 0.67 | 0.81 | 1.23 | 1.12 | 1.35 | 0.56 | 0.52 | 0.59 |
| Brunei | 0.99 | 0.71 | 1.24 | 1.27 | 0.87 | 1.66 | 0.17 | 0.11 | 0.22 |
| Bulgaria | 1.52 | 1.24 | 1.81 | 1.42 | 1.13 | 1.73 | -0.24 | -0.30 | -0.19 |
| Burkina Faso | 1.61 | 1.84 | 1.38 | 1.4 | 1.56 | 1.23 | 0.62 | 0.55 | 0.74 |
| Burundi | 2.16 | 2.31 | 2 | 1.16 | 1.25 | 1.07 | 0.26 | 0.36 | 0.30 |
| Cambodia | 1.59 | 1.77 | 1.4 | 1.34 | 1.41 | 1.27 | 0.69 | 0.75 | 0.90 |
| Cameroon | 1.81 | 1.98 | 1.63 | 1.37 | 1.35 | 1.38 | -0.07 | -0.15 | 0.03 |
| Canada | 1.07 | 1.19 | 0.96 | 1.73 | 1.83 | 1.63 | 0.47 | 0.31 | 0.65 |
| Cape Verde | 1.33 | 1.45 | 1.2 | 1.27 | 1.39 | 1.15 | 0.24 | 0.26 | 0.28 |
| Central African Republic | 1.82 | 1.99 | 1.64 | 1.93 | 1.95 | 1.91 | 0.20 | 0.09 | 0.33 |
| Chad | 1.37 | 1.6 | 1.13 | 1.19 | 1.27 | 1.11 | 0.27 | 0.18 | 0.42 |
| Chile | 0.92 | 1.16 | 0.67 | 1.4 | 1.7 | 1.08 | 0.39 | 0.21 | 0.64 |
| China | 0.36 | 0.32 | 0.39 | 0.46 | 0.39 | 0.52 | 0.46 | 0.62 | 0.37 |
| Colombia | 0.67 | 0.63 | 0.71 | 0.94 | 0.81 | 1.08 | 0.54 | 0.30 | 0.77 |
| Comoros | 1.91 | 1.99 | 1.84 | 1.25 | 1.35 | 1.15 | 0.36 | 0.43 | 0.35 |
| Congo | 1.85 | 2.07 | 1.63 | 1.69 | 2.09 | 1.28 | 0.35 | 0.27 | 0.41 |
| Costa Rica | 0.69 | 0.57 | 0.8 | 1.16 | 1.07 | 1.24 | 0.36 | 0.49 | 0.27 |
| Cote d'Ivoire | 1.53 | 1.51 | 1.55 | 1.25 | 1.14 | 1.35 | 0.08 | 0.03 | 0.14 |
| Croatia | 0.74 | 0.71 | 0.78 | 0.78 | 0.73 | 0.83 | -0.08 | -0.15 | 0.00 |
| Cuba | 0.81 | 1.04 | 0.59 | 1.23 | 1.56 | 0.9 | 0.11 | 0.05 | 0.17 |
| Cyprus | 2.68 | 3.16 | 2.18 | 1.99 | 2.18 | 1.78 | 0.00 | -0.01 | 0.06 |
| Czech Republic | 0.86 | 0.79 | 0.93 | 1.41 | 1.3 | 1.52 | 0.97 | 0.90 | 1.04 |
| Democratic Republic of the Congo | 1.11 | 1.38 | 0.84 | 1.12 | 1.32 | 0.92 | 0.56 | 0.51 | 0.71 |
| Denmark | 1.34 | 1.71 | 0.95 | 1.87 | 2.02 | 1.71 | 0.75 | 0.47 | 1.28 |
| Djibouti | 1.78 | 1.73 | 1.83 | 1.95 | 1.73 | 2.17 | 0.22 | 0.16 | 0.29 |
| Dominica | 1.64 | 2.18 | 1.11 | 2.34 | 2.85 | 1.82 | 0.08 | 0.13 | 0.13 |
| Dominican Republic | 1.05 | 1.36 | 0.75 | 1.07 | 1.33 | 0.82 | -0.11 | -0.14 | -0.05 |
| Ecuador | 0.87 | 0.8 | 0.94 | 0.9 | 0.77 | 1.03 | 0.04 | -0.03 | 0.11 |

| | | | | | | | | | |
|--------------------------------|------|------|------|------|------|------|-------|-------|-------|
| Egypt | 3.83 | 5.83 | 1.84 | 3.41 | 5.16 | 1.7 | 0.25 | 0.35 | 0.24 |
| El Salvador | 1.09 | 1.1 | 1.07 | 0.98 | 0.9 | 1.08 | -0.03 | -0.15 | 0.12 |
| Equatorial Guinea | 2.35 | 2.75 | 1.98 | 1.56 | 1.56 | 1.56 | 0.38 | 0.21 | 0.69 |
| Eritrea | 1.5 | 1.63 | 1.36 | 1.43 | 1.63 | 1.23 | 0.51 | 0.50 | 0.51 |
| Estonia | 1.04 | 0.8 | 1.32 | 1.34 | 1.23 | 1.47 | 0.38 | 0.56 | 0.27 |
| Ethiopia | 1.64 | 1.74 | 1.55 | 1.14 | 1.17 | 1.11 | 1.03 | 1.02 | 1.18 |
| Federated States of Micronesia | 2.63 | 3.28 | 2.01 | 3.22 | 4.04 | 2.44 | 0.40 | 0.38 | 0.42 |
| Fiji | 4.79 | 5.84 | 3.78 | 7.3 | 8.58 | 6.06 | 0.07 | -0.04 | 0.20 |
| Finland | 0.85 | 0.93 | 0.76 | 0.84 | 0.85 | 0.83 | 0.02 | -0.07 | 0.15 |
| France | 2.43 | 3.16 | 1.66 | 4.35 | 5.01 | 3.63 | 0.73 | 0.51 | 1.16 |
| Gabon | 2.24 | 2.37 | 2.1 | 1.93 | 2.17 | 1.69 | 0.36 | 0.38 | 0.34 |
| Georgia | 0.58 | 0.47 | 0.7 | 1.02 | 0.78 | 1.29 | 0.39 | 0.44 | 0.34 |
| Germany | 3.1 | 4.42 | 1.68 | 3.55 | 4.53 | 2.54 | 0.18 | 0.09 | 0.51 |
| Ghana | 1.55 | 2.07 | 1.05 | 1.56 | 1.68 | 1.45 | 0.49 | 0.30 | 0.91 |
| Greece | 1.87 | 3.04 | 0.66 | 2.75 | 4.2 | 1.23 | 0.21 | 0.10 | 0.58 |
| Greenland | 0.97 | 0.69 | 1.21 | 0.97 | 0.64 | 1.25 | 0.22 | 0.25 | 0.21 |
| Grenada | 3.41 | 4.49 | 2.3 | 3.7 | 4.82 | 2.58 | 0.09 | 0.08 | 0.14 |
| Guam | 1.02 | 1.06 | 0.99 | 3.34 | 3.51 | 3.19 | 0.88 | 0.85 | 0.90 |
| Guatemala | 0.91 | 1.02 | 0.79 | 0.69 | 0.65 | 0.73 | 0.14 | -0.03 | 0.43 |
| Guinea | 1.62 | 1.94 | 1.3 | 1.11 | 1.21 | 1.01 | 0.16 | 0.11 | 0.28 |
| Guinea-Bissau | 1.85 | 2.12 | 1.57 | 1.57 | 1.71 | 1.43 | 0.22 | 0.16 | 0.32 |
| Guyana | 2.13 | 2.92 | 1.31 | 2.28 | 2.67 | 1.88 | 0.05 | -0.06 | 0.41 |
| Haiti | 1.86 | 2.38 | 1.34 | 1.57 | 2.06 | 1.07 | 0.40 | 0.42 | 0.44 |
| Honduras | 0.85 | 0.93 | 0.76 | 0.9 | 0.87 | 0.93 | 0.12 | -0.09 | 0.43 |
| Hungary | 1.44 | 1.44 | 1.43 | 1.85 | 1.9 | 1.79 | 0.49 | 0.40 | 0.58 |
| Iceland | 0.71 | 0.84 | 0.59 | 0.95 | 0.93 | 0.98 | 0.55 | 0.41 | 0.79 |
| India | 0.18 | 0.19 | 0.18 | 0.39 | 0.36 | 0.41 | 1.93 | 2.05 | 1.91 |
| Indonesia | 0.87 | 0.84 | 0.9 | 1.22 | 1.19 | 1.25 | 0.75 | 0.84 | 0.71 |
| Iran | 0.4 | 0.34 | 0.46 | 0.58 | 0.43 | 0.72 | 1.01 | 1.02 | 1.08 |
| Iraq | 2.91 | 4.77 | 1.08 | 2.45 | 3.92 | 1.01 | 0.04 | 0.13 | 0.08 |
| Ireland | 1.32 | 1.73 | 0.91 | 1.16 | 1.17 | 1.16 | 0.12 | -0.09 | 0.54 |
| Israel | 0.88 | 1.02 | 0.73 | 1.38 | 1.41 | 1.35 | 0.70 | 0.42 | 1.09 |
| Italy | 0.97 | 1.16 | 0.77 | 2.99 | 3.73 | 2.21 | 1.73 | 1.65 | 1.74 |
| Jamaica | 1.49 | 1.9 | 1.07 | 2.06 | 2.47 | 1.65 | 0.08 | 0.08 | 0.14 |
| Japan | 1.66 | 2.03 | 1.28 | 2.67 | 3.34 | 1.97 | -0.01 | -0.03 | -0.02 |
| Jordan | 1.18 | 1.72 | 0.69 | 0.78 | 0.97 | 0.59 | 0.14 | 0.13 | 0.36 |
| Kazakhstan | 0.67 | 0.74 | 0.59 | 0.76 | 0.69 | 0.84 | 0.14 | 0.04 | 0.32 |
| Kenya | 0.81 | 0.89 | 0.72 | 0.87 | 0.89 | 0.85 | 0.40 | 0.37 | 0.47 |
| Kiribati | 3.9 | 4.39 | 3.4 | 4.45 | 4.86 | 4.03 | 0.44 | 0.55 | 0.38 |
| Kuwait | 0.42 | 0.66 | 0.22 | 0.41 | 0.55 | 0.3 | 0.36 | 0.19 | 0.97 |
| Kyrgyzstan | 0.29 | 0.25 | 0.33 | 0.24 | 0.18 | 0.31 | 0.11 | 0.08 | 0.12 |
| Laos | 2.08 | 2.23 | 1.94 | 1.6 | 1.6 | 1.6 | 1.00 | 1.14 | 1.21 |
| Latvia | 0.82 | 0.61 | 1.05 | 0.86 | 0.74 | 1.01 | 0.08 | 0.20 | 0.01 |
| Lebanon | 1.45 | 1.76 | 1.13 | 1.3 | 1.68 | 0.92 | 0.34 | 0.24 | 0.39 |
| Lesotho | 0.8 | 0.94 | 0.65 | 1.14 | 1.2 | 1.09 | -0.15 | -0.27 | 0.01 |
| Liberia | 1.6 | 1.72 | 1.47 | 0.95 | 1.05 | 0.86 | 0.41 | 0.35 | 0.54 |
| Libya | 1.58 | 1.87 | 1.33 | 1.47 | 1.78 | 1.16 | -0.21 | -0.10 | -0.28 |
| Lithuania | 0.77 | 0.61 | 0.96 | 1.16 | 0.97 | 1.39 | 0.31 | 0.38 | 0.27 |
| Luxembourg | 2.53 | 3.43 | 1.59 | 3.08 | 4.12 | 2.05 | 0.85 | 0.73 | 1.06 |
| Macedonia | 0.4 | 0.41 | 0.4 | 0.46 | 0.42 | 0.49 | -0.04 | -0.16 | 0.09 |
| Madagascar | 2.37 | 2.35 | 2.4 | 2.21 | 2.08 | 2.35 | 0.56 | 0.50 | 0.60 |
| Malawi | 1.17 | 1.35 | 0.99 | 1.01 | 1.07 | 0.95 | 0.67 | 0.63 | 0.83 |
| Malaysia | 1.59 | 1.17 | 1.99 | 2.61 | 1.7 | 3.53 | 0.52 | 0.60 | 0.46 |
| Maldives | 1.12 | 1.26 | 0.99 | 0.63 | 0.62 | 0.65 | 0.41 | 0.64 | 0.50 |
| Mali | 1.81 | 2.31 | 1.3 | 1.15 | 1.46 | 0.86 | 0.18 | 0.17 | 0.25 |
| Malta | 1.44 | 1.84 | 1.03 | 2.43 | 2.81 | 2.05 | 0.47 | 0.27 | 0.81 |
| Marshall Islands | 2.2 | 2.74 | 1.68 | 2.93 | 3.59 | 2.28 | 0.35 | 0.27 | 0.44 |
| Mauritania | 1.39 | 1.63 | 1.15 | 0.99 | 1.16 | 0.81 | 0.36 | 0.33 | 0.41 |
| Mauritius | 0.71 | 0.82 | 0.61 | 1.23 | 1.08 | 1.39 | 0.38 | -0.01 | 0.92 |
| Mexico | 0.46 | 0.48 | 0.43 | 0.58 | 0.55 | 0.61 | 0.22 | 0.04 | 0.41 |
| Moldova | 0.33 | 0.27 | 0.39 | 0.56 | 0.39 | 0.74 | 0.79 | 0.55 | 0.96 |
| Mongolia | 0.24 | 0.25 | 0.23 | 0.27 | 0.23 | 0.31 | 0.36 | 0.32 | 0.45 |
| Montenegro | 0.48 | 0.49 | 0.47 | 0.65 | 0.59 | 0.71 | 0.12 | 0.13 | 0.13 |
| Morocco | 2.86 | 3.6 | 2.12 | 3.66 | 4.74 | 2.55 | 0.45 | 0.48 | 0.41 |
| Mozambique | 1.17 | 1.33 | 0.99 | 1.27 | 1.26 | 1.28 | 0.72 | 0.49 | 1.10 |
| Myanmar | 1.55 | 1.72 | 1.37 | 2 | 2.24 | 1.76 | 0.91 | 1.11 | 0.87 |
| Namibia | 0.82 | 0.9 | 0.73 | 0.62 | 0.57 | 0.67 | -0.11 | -0.20 | 0.00 |
| Nepal | 0.14 | 0.13 | 0.14 | 0.23 | 0.2 | 0.27 | 2.01 | 1.93 | 2.16 |
| Netherlands | 2.03 | 2.67 | 1.38 | 5.21 | 6.25 | 4.15 | 1.61 | 1.30 | 2.17 |
| New Zealand | 0.91 | 0.91 | 0.9 | 0.69 | 0.64 | 0.73 | -0.16 | -0.25 | -0.06 |

| | | | | | | | | | |
|----------------------------------|------|------|------|------|------|------|-------|-------|-------|
| Nicaragua | 0.51 | 0.53 | 0.49 | 0.54 | 0.52 | 0.55 | 0.24 | 0.17 | 0.35 |
| Niger | 1.27 | 1.46 | 1.07 | 0.81 | 0.92 | 0.7 | 0.42 | 0.45 | 0.48 |
| Nigeria | 1.27 | 1.35 | 1.19 | 0.74 | 0.67 | 0.82 | 0.09 | -0.02 | 0.26 |
| North Korea | 0.45 | 0.43 | 0.48 | 0.59 | 0.63 | 0.55 | -0.01 | 0.16 | -0.15 |
| Northern Mariana Islands | 0.92 | 1.54 | 0.36 | 0.8 | 1.13 | 0.46 | 0.23 | 0.30 | 0.54 |
| Norway | 1.72 | 2.24 | 1.19 | 2.12 | 2.63 | 1.61 | 0.64 | 0.43 | 0.98 |
| Oman | 1.49 | 1.59 | 1.42 | 1.3 | 1.38 | 1.26 | 0.47 | 0.53 | 0.57 |
| Pakistan | 0.2 | 0.15 | 0.25 | 0.38 | 0.31 | 0.45 | 1.44 | 1.88 | 1.23 |
| Palestine | 1.03 | 1.36 | 0.7 | 0.94 | 1.22 | 0.67 | 0.21 | 0.35 | 0.18 |
| Panama | 0.63 | 0.54 | 0.72 | 1.06 | 0.95 | 1.17 | 0.43 | 0.49 | 0.39 |
| Papua New Guinea | 1.93 | 2.7 | 1.19 | 2.43 | 3.41 | 1.48 | 0.52 | 0.48 | 0.57 |
| Paraguay | 0.75 | 0.79 | 0.72 | 1.12 | 1.06 | 1.19 | 0.17 | 0.12 | 0.23 |
| Peru | 1.15 | 1.19 | 1.12 | 1.04 | 1.11 | 0.97 | 0.45 | 0.45 | 0.54 |
| Philippines | 0.5 | 0.55 | 0.45 | 0.94 | 0.96 | 0.91 | 0.99 | 0.84 | 1.19 |
| Poland | 1.1 | 1 | 1.22 | 0.95 | 0.71 | 1.21 | -0.11 | -0.27 | 0.04 |
| Portugal | 1.62 | 2.06 | 1.15 | 2.88 | 3.5 | 2.21 | 0.89 | 0.81 | 1.06 |
| Puerto Rico | 1.54 | 1.65 | 1.42 | 2.26 | 2.6 | 1.89 | 0.26 | 0.14 | 0.31 |
| Qatar | 0.27 | 0.24 | 0.29 | 0.16 | 0.16 | 0.16 | 0.08 | 0.39 | 0.00 |
| Romania | 0.5 | 0.31 | 0.69 | 0.66 | 0.47 | 0.87 | 0.08 | 0.21 | 0.02 |
| Russia | 0.33 | 0.37 | 0.29 | 1.21 | 0.85 | 1.62 | 2.00 | 1.03 | 3.39 |
| Rwanda | 1.71 | 1.94 | 1.48 | 1.17 | 1.26 | 1.07 | 0.55 | 0.56 | 0.64 |
| Saint Lucia | 3.33 | 4.16 | 2.48 | 3.7 | 4.29 | 3.09 | 0.04 | -0.06 | 0.21 |
| Saint Vincent and the Grenadines | 3.36 | 3.38 | 3.33 | 1.66 | 2.1 | 1.23 | -0.59 | -0.43 | -0.71 |
| Samoa | 2.3 | 2.94 | 1.71 | 3.09 | 4.22 | 2.03 | 0.32 | 0.13 | 0.41 |
| Sao Tome and Principe | 2.3 | 2.52 | 2.07 | 1.71 | 1.82 | 1.6 | 0.22 | 0.15 | 0.32 |
| Saudi Arabia | 0.63 | 0.82 | 0.49 | 0.64 | 0.7 | 0.59 | 0.68 | 0.71 | 0.87 |
| Senegal | 1.21 | 1.38 | 1.05 | 1.05 | 1.18 | 0.91 | 0.51 | 0.46 | 0.57 |
| Serbia | 0.61 | 0.52 | 0.7 | 0.87 | 0.79 | 0.96 | 0.11 | 0.14 | 0.09 |
| Seychelles | 1.65 | 1.56 | 1.75 | 1.68 | 1.53 | 1.83 | 0.13 | 0.05 | 0.21 |
| Sierra Leone | 1.53 | 1.53 | 1.54 | 1.14 | 1.19 | 1.09 | 0.21 | 0.17 | 0.28 |
| Singapore | 0.64 | 0.54 | 0.74 | 1.37 | 1.39 | 1.35 | 0.86 | 1.04 | 0.72 |
| Slovakia | 0.93 | 0.81 | 1.05 | 0.85 | 0.7 | 1.02 | 0.07 | -0.08 | 0.24 |
| Slovenia | 0.95 | 0.85 | 1.06 | 0.74 | 0.62 | 0.86 | -0.22 | -0.31 | -0.12 |
| Solomon Islands | 2.35 | 3.13 | 1.62 | 3 | 3.98 | 2.05 | 0.50 | 0.46 | 0.56 |
| Somalia | 2.01 | 2.32 | 1.69 | 1.39 | 1.61 | 1.17 | 0.02 | 0.04 | 0.03 |
| South Africa | 1.12 | 1.33 | 0.9 | 1.07 | 1.14 | 1 | -0.18 | -0.24 | -0.09 |
| South Korea | 1.78 | 2.34 | 1.23 | 1.1 | 1.3 | 0.89 | -0.46 | -0.52 | -0.35 |
| South Sudan | 1.82 | 2.12 | 1.51 | 1.48 | 1.69 | 1.27 | 0.21 | 0.20 | 0.29 |
| Spain | 2.48 | 3.33 | 1.6 | 3.56 | 4.61 | 2.48 | 0.46 | 0.34 | 0.66 |
| Sri Lanka | 1.5 | 1.26 | 1.74 | 1.81 | 1.33 | 2.32 | 0.29 | 0.01 | 0.51 |
| Sudan | 1.4 | 1.77 | 1.03 | 1.33 | 1.66 | 0.99 | 0.72 | 0.79 | 0.79 |
| Suriname | 1.14 | 1.59 | 0.7 | 1.27 | 1.56 | 0.98 | 0.03 | -0.06 | 0.26 |
| Swaziland | 0.83 | 0.96 | 0.68 | 1.06 | 1.05 | 1.07 | -0.15 | -0.29 | 0.05 |
| Sweden | 1.76 | 2.24 | 1.26 | 2.37 | 2.98 | 1.76 | 0.59 | 0.47 | 0.75 |
| Switzerland | 1.73 | 2.15 | 1.29 | 6.47 | 7.66 | 5.25 | 3.41 | 3.01 | 4.08 |
| Syria | 1.07 | 1.58 | 0.59 | 0.96 | 1.48 | 0.46 | -0.31 | -0.04 | -0.48 |
| Taiwan | 1.32 | 1.15 | 1.48 | 3.11 | 3.03 | 3.19 | 0.75 | 0.98 | 0.59 |
| Tajikistan | 0.25 | 0.23 | 0.28 | 0.22 | 0.18 | 0.26 | 0.63 | 0.60 | 0.66 |
| Tanzania | 1.24 | 1.3 | 1.17 | 1.15 | 1.16 | 1.14 | 0.57 | 0.55 | 0.61 |
| Thailand | 1.58 | 1.63 | 1.54 | 4.08 | 3.88 | 4.29 | 0.88 | 0.82 | 1.06 |
| The Bahamas | 1.71 | 2.04 | 1.36 | 2.34 | 2.78 | 1.89 | 0.20 | 0.11 | 0.30 |
| The Gambia | 1.21 | 1.39 | 1.04 | 0.78 | 0.8 | 0.76 | 0.17 | 0.18 | 0.22 |
| Timor-Leste | 1.45 | 1.59 | 1.31 | 1.16 | 1.28 | 1.04 | 0.85 | 0.94 | 1.05 |
| Togo | 1.43 | 1.65 | 1.21 | 1.04 | 1.03 | 1.05 | 0.02 | -0.02 | 0.11 |
| Tonga | 2.65 | 3.58 | 1.74 | 3.94 | 5.2 | 2.69 | 0.37 | 0.37 | 0.42 |
| Trinidad and Tobago | 1.4 | 1.51 | 1.29 | 1.88 | 1.98 | 1.78 | 0.11 | 0.15 | 0.09 |
| Tunisia | 2.14 | 2.49 | 1.79 | 2.55 | 2.83 | 2.27 | 0.20 | 0.20 | 0.25 |
| Turkey | 1.58 | 2.07 | 1.07 | 1.33 | 1.74 | 0.9 | 0.49 | 0.54 | 0.52 |
| Turkmenistan | 0.38 | 0.32 | 0.44 | 0.44 | 0.33 | 0.55 | 0.62 | 0.58 | 0.67 |
| Uganda | 1.23 | 1.4 | 1.06 | 1.19 | 1.16 | 1.23 | 0.89 | 0.72 | 1.20 |
| Ukraine | 0.73 | 0.65 | 0.83 | 1.05 | 0.85 | 1.29 | 0.19 | 0.14 | 0.24 |
| United Arab Emirates | 0.8 | 0.86 | 0.77 | 1.04 | 0.88 | 1.1 | 0.66 | 0.82 | 0.76 |
| United Kingdom | 1.39 | 1.73 | 1.02 | 2.36 | 2.72 | 1.99 | 1.06 | 0.88 | 1.40 |
| United States | 1.78 | 1.89 | 1.67 | 2.55 | 2.7 | 2.4 | 0.48 | 0.43 | 0.54 |
| Uruguay | 3.24 | 4.29 | 2.12 | 5.1 | 6.53 | 3.56 | 0.43 | 0.22 | 0.73 |
| Uzbekistan | 0.19 | 0.18 | 0.19 | 0.21 | 0.17 | 0.25 | 0.32 | 0.19 | 0.44 |
| Vanuatu | 2.57 | 3.27 | 1.91 | 3.25 | 4.11 | 2.4 | 0.39 | 0.31 | 0.47 |
| Venezuela | 0.41 | 0.4 | 0.42 | 0.38 | 0.35 | 0.41 | -0.25 | -0.25 | -0.23 |
| Vietnam | 0.92 | 0.92 | 0.93 | 1.4 | 1.44 | 1.36 | 0.62 | 0.72 | 0.56 |
| Virgin Islands, U.S. | 2.09 | 2.46 | 1.7 | 4.76 | 5.22 | 4.25 | 0.06 | 0.00 | 0.16 |

| | | | | | | | | | |
|-------------------------------------|--------|--------|--------|--------|--------|--------|-------|-------|-------|
| Yemen | 1.4 | 1.88 | 0.91 | 1.21 | 1.6 | 0.82 | 0.73 | 0.77 | 1.04 |
| Zambia | 1.19 | 1.44 | 0.92 | 1.36 | 1.29 | 1.42 | 0.64 | 0.41 | 1.06 |
| Zimbabwe | 0.25 | 0.15 | 0.36 | 0.36 | 0.16 | 0.56 | 0.17 | -0.14 | 0.30 |
| Hemorrhagic and other stroke | | | | | | | | | |
| Afghanistan | 45.39 | 63.69 | 27.98 | 57.62 | 79.88 | 36.73 | 0.79 | 0.83 | 0.81 |
| Albania | 68.27 | 66.60 | 69.86 | 134.18 | 131.25 | 137.15 | 0.43 | 0.44 | 0.41 |
| Algeria | 24.46 | 26.26 | 22.7 | 28.22 | 30.21 | 26.25 | 0.25 | 0.25 | 0.27 |
| American Samoa | 35.30 | 27.08 | 43.07 | 23.2 | 24.21 | 22.19 | -0.18 | -0.11 | -0.24 |
| Andorra | 29.19 | 30.54 | 27.76 | 29.71 | 28.63 | 30.84 | -0.16 | -0.18 | -0.11 |
| Angola | 44.63 | 49.47 | 39.67 | 33.72 | 40.01 | 27.34 | 0.56 | 0.58 | 0.51 |
| Antigua and Barbuda | 46.83 | 48.42 | 45.13 | 37.45 | 36.12 | 38.9 | -0.11 | -0.14 | -0.08 |
| Argentina | 30.99 | 28.89 | 33.17 | 27.28 | 26.41 | 28.18 | -0.14 | -0.20 | -0.08 |
| Armenia | 36.8 | 40.33 | 33.07 | 48.72 | 50.15 | 47.07 | 0.01 | -0.04 | 0.07 |
| Australia | 35.73 | 42.5 | 28.93 | 31.12 | 36.58 | 25.65 | -0.09 | -0.13 | -0.04 |
| Austria | 51.82 | 60.04 | 42.86 | 30 | 34.55 | 25.22 | -0.35 | -0.35 | -0.34 |
| Azerbaijan | 58.51 | 67.05 | 49.60 | 58.19 | 59.79 | 56.57 | 0.22 | 0.16 | 0.34 |
| Bahrain | 10.64 | 11.53 | 9.98 | 4.63 | 5.15 | 4.31 | -0.25 | -0.26 | -0.23 |
| Bangladesh | 33.17 | 38.02 | 28.54 | 53.41 | 51.83 | 54.97 | 1.74 | 1.63 | 1.97 |
| Barbados | 43.43 | 45.25 | 41.46 | 54.67 | 57.75 | 51.32 | 0.03 | 0.02 | 0.05 |
| Belarus | 52.97 | 59.99 | 45.02 | 56.10 | 56.53 | 55.60 | -0.23 | -0.25 | -0.16 |
| Belgium | 49.11 | 56.4 | 41.48 | 41.32 | 46.06 | 36.4 | -0.12 | -0.15 | -0.07 |
| Belize | 20.7 | 20.62 | 20.77 | 19.72 | 17.12 | 22.34 | 0.05 | 0.05 | 0.07 |
| Benin | 24.47 | 25.32 | 23.58 | 29.68 | 29.71 | 29.66 | 1.02 | 0.98 | 1.04 |
| Bermuda | 27.43 | 25.84 | 29.04 | 24.04 | 21.84 | 26.28 | 0.03 | -0.06 | 0.11 |
| Bhutan | 21.09 | 22.62 | 19.66 | 20.47 | 18.04 | 22.56 | 0.73 | 0.67 | 0.82 |
| Bolivia | 26.89 | 31.44 | 22.37 | 24.46 | 27.97 | 20.97 | 0.38 | 0.30 | 0.48 |
| Bosnia and Herzegovina | 47.45 | 51.39 | 43.50 | 30.09 | 31.22 | 28.95 | -0.52 | -0.56 | -0.47 |
| Botswana | 22.96 | 28.42 | 17.36 | 31.56 | 34.85 | 28.26 | -0.07 | -0.12 | 0.05 |
| Brazil | 46.57 | 44.60 | 48.57 | 46.53 | 45.11 | 47.99 | -0.07 | -0.09 | -0.06 |
| Brunei | 17.77 | 18.51 | 17.1 | 17.03 | 17.03 | 17.03 | -0.14 | -0.17 | -0.11 |
| Bulgaria | 145.60 | 146.25 | 144.93 | 123.15 | 127.08 | 119.04 | -0.31 | -0.33 | -0.30 |
| Burkina Faso | 15.6 | 18.11 | 12.96 | 14.45 | 17.21 | 11.65 | 0.69 | 0.67 | 0.68 |
| Burundi | 69.79 | 79.37 | 59.87 | 25.59 | 27.87 | 23.26 | -0.14 | -0.15 | -0.11 |
| Cambodia | 51.94 | 56.08 | 47.51 | 47.59 | 48.89 | 46.22 | 0.75 | 0.77 | 0.78 |
| Cameroon | 29.98 | 31.76 | 28.17 | 29.9 | 30.79 | 29.01 | 0.21 | 0.19 | 0.21 |
| Canada | 16.09 | 17.6 | 14.56 | 14.77 | 16.2 | 13.32 | -0.16 | -0.22 | -0.11 |
| Cape Verde | 41.77 | 36.71 | 47.36 | 39.49 | 36.4 | 42.65 | 0.21 | 0.27 | 0.16 |
| Central African Republic | 73.08 | 77.74 | 68.27 | 71.39 | 74.52 | 68.17 | 0.10 | 0.03 | 0.13 |
| Chad | 22.36 | 25.36 | 19.32 | 24.41 | 26.18 | 22.63 | 0.54 | 0.45 | 0.63 |
| Chile | 24.44 | 23.99 | 24.9 | 29.6 | 29.87 | 29.32 | 0.11 | 0.02 | 0.18 |
| China | 80.79 | 77.06 | 84.33 | 81.90 | 65.50 | 97.36 | 0.14 | 0.12 | 0.16 |
| Colombia | 20.56 | 21.98 | 19.12 | 20.59 | 21.95 | 19.2 | 0.09 | 0.00 | 0.16 |
| Comoros | 44.27 | 45.81 | 42.73 | 24.37 | 26.14 | 22.64 | 0.16 | 0.22 | 0.14 |
| Congo | 59.57 | 66.84 | 52.25 | 43.01 | 57.45 | 28.6 | 0.05 | 0.06 | -0.05 |
| Costa Rica | 11.1 | 11.63 | 10.57 | 15.76 | 16.36 | 15.16 | 0.14 | 0.11 | 0.17 |
| Cote d'Ivoire | 30.51 | 26.85 | 33.88 | 32.84 | 29.23 | 36.33 | 0.40 | 0.44 | 0.35 |
| Croatia | 90.44 | 98.02 | 82.39 | 77.05 | 85.04 | 68.47 | -0.25 | -0.29 | -0.22 |
| Cuba | 29.28 | 29.74 | 28.84 | 38.26 | 37.34 | 39.16 | -0.04 | -0.12 | 0.04 |
| Cyprus | 50.21 | 47.32 | 53.17 | 23.88 | 20.55 | 27.44 | -0.37 | -0.39 | -0.34 |
| Czech Republic | 75.76 | 84.42 | 66.58 | 36.5 | 40.48 | 32.38 | -0.42 | -0.44 | -0.40 |
| Democratic Republic of the Congo | 31.66 | 39.27 | 23.86 | 31.02 | 34.99 | 27.03 | 0.52 | 0.41 | 0.74 |
| Denmark | 59.68 | 66.55 | 52.62 | 38.87 | 41.86 | 35.84 | -0.19 | -0.22 | -0.14 |
| Djibouti | 29.98 | 26.5 | 33.41 | 36.75 | 32.14 | 41.31 | 0.37 | 0.42 | 0.36 |
| Dominica | 24.58 | 26.18 | 22.97 | 37.74 | 35.62 | 39.9 | 0.16 | 0.16 | 0.19 |
| Dominican Republic | 17.61 | 17.08 | 18.14 | 35.38 | 32.76 | 38 | 0.73 | 0.65 | 0.81 |
| Ecuador | 15.64 | 15.37 | 15.91 | 17.55 | 17.36 | 17.74 | 0.12 | 0.13 | 0.11 |
| Egypt | 48.94 | 45.03 | 52.81 | 37.75 | 33.55 | 41.87 | 0.08 | 0.13 | 0.04 |
| El Salvador | 20.17 | 19.98 | 20.37 | 15.53 | 16.01 | 14.99 | -0.18 | -0.18 | -0.20 |
| Equatorial Guinea | 74.21 | 83.17 | 65.65 | 28.99 | 31.44 | 26.65 | -0.19 | -0.20 | -0.17 |
| Eritrea | 37.67 | 43.06 | 32.21 | 33.21 | 41.12 | 25.33 | 0.36 | 0.38 | 0.27 |
| Estonia | 45.01 | 50.82 | 38.39 | 24.32 | 26.68 | 21.54 | -0.42 | -0.47 | -0.36 |
| Ethiopia | 45.87 | 47.42 | 44.32 | 23.61 | 25.1 | 22.11 | 0.50 | 0.50 | 0.47 |
| Federated States of Micronesia | 46.70 | 43.65 | 49.61 | 41.84 | 40.64 | 42.98 | 0.01 | 0.02 | 0.00 |
| Fiji | 44.20 | 48.21 | 40.31 | 45.89 | 54.10 | 37.94 | -0.28 | -0.27 | -0.30 |
| Finland | 37.32 | 41.38 | 33.02 | 27.01 | 29.3 | 24.65 | -0.26 | -0.28 | -0.22 |
| France | 44.09 | 48.07 | 39.89 | 34.99 | 38.47 | 31.29 | -0.23 | -0.24 | -0.23 |
| Gabon | 64.47 | 61.84 | 67.21 | 42.06 | 46.07 | 38.14 | 0.02 | 0.11 | -0.07 |
| Georgia | 126.31 | 141.11 | 109.99 | 148.87 | 147.95 | 149.88 | -0.09 | -0.12 | -0.02 |
| Germany | 52.37 | 61.16 | 42.94 | 35.86 | 40.27 | 31.3 | -0.30 | -0.30 | -0.28 |
| Ghana | 30.27 | 44.75 | 16.24 | 30.69 | 38.75 | 22.55 | 0.50 | 0.36 | 0.90 |

| | | | | | | | | | |
|--------------------------|--------|--------|--------|--------|--------|--------|-------|-------|-------|
| Greece | 87.85 | 99.41 | 75.99 | 81.62 | 90.12 | 72.69 | -0.24 | -0.28 | -0.19 |
| Greenland | 36.01 | 39.79 | 32.75 | 30.32 | 26.1 | 33.99 | 0.00 | -0.14 | 0.17 |
| Grenada | 51.71 | 58.78 | 44.46 | 48.29 | 53.35 | 43.25 | -0.08 | -0.11 | -0.03 |
| Guam | 23.68 | 22.3 | 24.89 | 38.64 | 38.47 | 38.82 | -0.15 | -0.15 | -0.16 |
| Guatemala | 10.61 | 11.24 | 9.98 | 13.27 | 14.38 | 12.12 | 0.85 | 0.85 | 0.82 |
| Guinea | 27.7 | 33.24 | 22.04 | 31.52 | 33.71 | 29.35 | 0.89 | 0.75 | 1.10 |
| Guinea-Bissau | 36.90 | 40.53 | 33.19 | 40.50 | 44.62 | 36.32 | 0.56 | 0.56 | 0.58 |
| Guyana | 57.79 | 53.27 | 62.46 | 56.25 | 53.06 | 59.41 | -0.05 | 0.02 | -0.09 |
| Haiti | 54.77 | 74.28 | 34.69 | 48.61 | 63.36 | 33.52 | 0.44 | 0.36 | 0.61 |
| Honduras | 40.83 | 40.64 | 41.02 | 25.98 | 25.88 | 26.07 | -0.34 | -0.39 | -0.28 |
| Hungary | 74.99 | 77.73 | 72.02 | 35.55 | 37.11 | 33.83 | -0.45 | -0.49 | -0.41 |
| Iceland | 29.76 | 33.14 | 26.42 | 21.14 | 20.44 | 21.85 | -0.18 | -0.22 | -0.11 |
| India | 32.83 | 34.47 | 31.29 | 33.04 | 31.1 | 34.84 | 0.39 | 0.38 | 0.40 |
| Indonesia | 52.56 | 56.32 | 48.84 | 73.87 | 74.26 | 73.49 | 0.73 | 0.70 | 0.78 |
| Iran | 23.22 | 19.79 | 26.53 | 25.86 | 21.69 | 29.97 | 0.53 | 0.71 | 0.43 |
| Iraq | 31.41 | 32.99 | 29.85 | 24.49 | 24.63 | 24.35 | -0.05 | 0.02 | -0.08 |
| Ireland | 32.84 | 38.1 | 27.53 | 21.39 | 23 | 19.74 | -0.17 | -0.19 | -0.13 |
| Israel | 27.09 | 28.88 | 25.3 | 20.35 | 21.03 | 19.66 | -0.19 | -0.25 | -0.12 |
| Italy | 52.13 | 55.75 | 48.29 | 57.48 | 63.8 | 50.77 | -0.03 | -0.06 | -0.01 |
| Jamaica | 43.21 | 49.75 | 36.5 | 58.67 | 63.86 | 53.44 | 0.06 | 0.06 | 0.08 |
| Japan | 40.17 | 39.88 | 40.46 | 52.41 | 51.61 | 53.26 | -0.20 | -0.24 | -0.16 |
| Jordan | 13.29 | 14.52 | 12.18 | 6.98 | 6.37 | 7.55 | -0.10 | -0.15 | -0.04 |
| Kazakhstan | 49.63 | 58.93 | 39.74 | 47.21 | 50.06 | 44.16 | -0.06 | -0.08 | 0.02 |
| Kenya | 17.88 | 20.62 | 15.12 | 17.34 | 17.97 | 16.72 | 0.25 | 0.19 | 0.36 |
| Kiribati | 68.60 | 52.45 | 85.10 | 73.80 | 49.43 | 98.80 | 0.35 | 0.31 | 0.36 |
| Kuwait | 3.87 | 3.73 | 3.99 | 4.13 | 2.76 | 5.2 | 0.44 | 0.01 | 0.80 |
| Kyrgyzstan | 61.52 | 71.93 | 50.66 | 49.61 | 48.14 | 51.11 | 0.05 | -0.01 | 0.20 |
| Laos | 66.12 | 74.14 | 58.09 | 42.29 | 43.04 | 41.54 | 0.56 | 0.52 | 0.65 |
| Latvia | 82.49 | 98.65 | 63.88 | 47.9 | 52.75 | 42.24 | -0.41 | -0.47 | -0.31 |
| Lebanon | 25.71 | 36.66 | 14.45 | 16.95 | 24.93 | 9.05 | -0.02 | -0.12 | 0.04 |
| Lesotho | 29.78 | 31.91 | 27.52 | 46.66 | 52.37 | 40.83 | -0.10 | -0.12 | -0.10 |
| Liberia | 26.34 | 28.68 | 23.99 | 23.22 | 26.17 | 20.33 | 1.04 | 0.94 | 1.13 |
| Libya | 18.7 | 19.66 | 17.84 | 19.86 | 20.09 | 19.63 | -0.12 | -0.05 | -0.16 |
| Lithuania | 31.43 | 35.2 | 27.24 | 31.83 | 34.16 | 29.11 | -0.12 | -0.16 | -0.06 |
| Luxembourg | 69.17 | 79.26 | 58.67 | 29.82 | 33.94 | 25.68 | -0.35 | -0.39 | -0.30 |
| Macedonia | 78.30 | 80.71 | 75.91 | 89.66 | 93.60 | 85.68 | -0.02 | -0.05 | -0.01 |
| Madagascar | 52.11 | 52.56 | 51.66 | 45.32 | 45.02 | 45.64 | 0.44 | 0.43 | 0.43 |
| Malawi | 20.45 | 25.76 | 14.96 | 15.51 | 16.64 | 14.38 | 0.46 | 0.28 | 0.79 |
| Malaysia | 34.98 | 34.98 | 34.97 | 33.26 | 26.85 | 39.78 | -0.12 | -0.16 | -0.07 |
| Maldives | 20.76 | 17.06 | 24.28 | 15.64 | 10.18 | 21.08 | 0.76 | 0.75 | 0.73 |
| Mali | 33.74 | 42.43 | 24.85 | 22.13 | 28.2 | 16.19 | 0.19 | 0.20 | 0.19 |
| Malta | 34.41 | 34.88 | 33.92 | 31.48 | 32.89 | 30.06 | -0.21 | -0.22 | -0.20 |
| Marshall Islands | 40.44 | 34.72 | 45.91 | 40.51 | 36.95 | 43.95 | -0.01 | -0.01 | -0.01 |
| Mauritania | 24.97 | 29.05 | 20.88 | 18.76 | 23.03 | 14.54 | 0.40 | 0.42 | 0.34 |
| Mauritius | 59.80 | 51.26 | 68.38 | 52.03 | 46.88 | 57.30 | -0.31 | -0.32 | -0.30 |
| Mexico | 13.03 | 13.75 | 12.29 | 16.84 | 17.7 | 15.97 | 0.24 | 0.16 | 0.31 |
| Moldova | 65.44 | 71.65 | 58.62 | 55.12 | 53.33 | 57.06 | -0.11 | -0.19 | 0.00 |
| Mongolia | 56.84 | 56.90 | 56.78 | 111.07 | 101.94 | 120.39 | 1.32 | 1.48 | 1.27 |
| Montenegro | 167.91 | 206.02 | 129.48 | 192.18 | 213.84 | 170.00 | -0.07 | -0.05 | -0.04 |
| Morocco | 20.77 | 22.61 | 18.92 | 22.45 | 24.53 | 20.32 | 0.23 | 0.22 | 0.24 |
| Mozambique | 30.39 | 28.61 | 32.34 | 33.89 | 31.07 | 36.84 | 0.71 | 0.63 | 0.73 |
| Myanmar | 62.46 | 62.06 | 62.88 | 64.85 | 56.51 | 73.57 | 0.50 | 0.45 | 0.57 |
| Namibia | 28.86 | 32.6 | 24.95 | 21.3 | 21.36 | 21.24 | -0.16 | -0.21 | -0.08 |
| Nepal | 22.47 | 23.5 | 21.44 | 25.08 | 22.94 | 27.36 | 0.97 | 0.93 | 1.02 |
| Netherlands | 39.45 | 44.32 | 34.47 | 31.22 | 34.86 | 27.5 | -0.20 | -0.23 | -0.16 |
| New Zealand | 40.54 | 48.74 | 32.1 | 31.5 | 38.34 | 24.4 | -0.14 | -0.16 | -0.12 |
| Nicaragua | 11.02 | 11.72 | 10.31 | 16.87 | 17.63 | 16.08 | 0.79 | 0.76 | 0.83 |
| Niger | 20.74 | 21.43 | 20.02 | 20.55 | 21.77 | 19.35 | 1.13 | 1.21 | 1.04 |
| Nigeria | 22.19 | 24.08 | 20.34 | 13.45 | 12.41 | 14.46 | 0.13 | 0.02 | 0.29 |
| North Korea | 64.57 | 76.17 | 52.28 | 108.20 | 116.19 | 99.86 | 0.25 | 0.17 | 0.38 |
| Northern Mariana Islands | 26.74 | 27.38 | 26.17 | 14.36 | 10.43 | 18.31 | -0.25 | -0.33 | -0.17 |
| Norway | 59.12 | 65.73 | 52.36 | 32.09 | 37.06 | 27.18 | -0.28 | -0.32 | -0.24 |
| Oman | 14.15 | 17.86 | 11.2 | 11.64 | 13.23 | 10.83 | 0.33 | 0.25 | 0.54 |
| Pakistan | 31.66 | 28.71 | 34.4 | 35.97 | 31.13 | 40.55 | 0.46 | 0.50 | 0.44 |
| Palestine | 23.8 | 26.08 | 21.58 | 19.74 | 18.28 | 21.16 | 0.09 | 0.05 | 0.18 |
| Panama | 19.49 | 19.05 | 19.92 | 25.46 | 23.43 | 27.48 | 0.11 | 0.05 | 0.18 |
| Papua New Guinea | 60.21 | 70.08 | 50.79 | 56.33 | 69.23 | 43.93 | 0.11 | 0.14 | 0.07 |
| Paraguay | 31.61 | 34.73 | 28.55 | 43.88 | 44.35 | 43.42 | 0.08 | 0.07 | 0.11 |
| Peru | 19.64 | 18.57 | 20.72 | 11.54 | 11.79 | 11.29 | -0.10 | -0.08 | -0.13 |
| Philippines | 27.21 | 21.6 | 32.71 | 47.55 | 40.29 | 54.68 | 0.85 | 0.96 | 0.78 |

| | | | | | | | | | |
|-----------------------------------|--------|--------|--------|--------|--------|--------|-------|-------|-------|
| Poland | 40.99 | 43.45 | 38.40 | 36.9 | 37.04 | 36.75 | -0.07 | -0.13 | 0.00 |
| Portugal | 109.07 | 112.57 | 105.31 | 67.46 | 68.29 | 66.57 | -0.34 | -0.36 | -0.32 |
| Puerto Rico | 18.91 | 17.23 | 20.69 | 31.23 | 33.4 | 28.89 | 0.41 | 0.40 | 0.38 |
| Qatar | 9.73 | 11.32 | 8.94 | 4.62 | 4.61 | 4.62 | -0.15 | -0.20 | -0.09 |
| Romania | 87.59 | 93.38 | 81.63 | 124.09 | 129.75 | 118.06 | 0.15 | 0.12 | 0.17 |
| Russia | 59.92 | 71.52 | 46.75 | 65.31 | 67.07 | 63.26 | -0.10 | -0.17 | 0.04 |
| Rwanda | 39.22 | 49.86 | 28.21 | 19.63 | 22.75 | 16.23 | 0.13 | 0.04 | 0.26 |
| Saint Lucia | 46.28 | 50.60 | 41.84 | 54.38 | 61.8 | 46.68 | 0.10 | 0.11 | 0.08 |
| Saint Vincent and the Grenadines | 34.06 | 40.22 | 27.83 | 47.56 | 49.06 | 46.09 | 0.16 | 0.13 | 0.25 |
| Samoa | 36.37 | 31.41 | 40.94 | 33.52 | 36.69 | 30.54 | -0.13 | -0.12 | -0.13 |
| Sao Tome and Principe | 34.20 | 36.34 | 32.02 | 33.44 | 37.78 | 29.07 | 0.56 | 0.59 | 0.49 |
| Saudi Arabia | 11.13 | 11.63 | 10.74 | 10.1 | 8.76 | 11.13 | 0.50 | 0.49 | 0.55 |
| Senegal | 23.86 | 24.71 | 22.99 | 27.74 | 30.7 | 24.67 | 0.99 | 1.05 | 0.85 |
| Serbia | 85.24 | 96.25 | 73.93 | 74.52 | 81.85 | 66.84 | -0.33 | -0.36 | -0.29 |
| Seychelles | 44.89 | 43.27 | 46.52 | 29.14 | 26.55 | 31.66 | -0.29 | -0.34 | -0.23 |
| Sierra Leone | 23.6 | 19.43 | 27.85 | 28.09 | 31.31 | 24.81 | 0.91 | 1.41 | 0.55 |
| Singapore | 27.4 | 29.01 | 25.83 | 19.31 | 20.41 | 18.17 | -0.39 | -0.44 | -0.34 |
| Slovakia | 55.02 | 57.31 | 52.62 | 30.46 | 30.89 | 30 | -0.36 | -0.43 | -0.28 |
| Slovenia | 41.39 | 43.29 | 39.38 | 41.04 | 44.9 | 37.11 | -0.01 | -0.03 | 0.01 |
| Solomon Islands | 60.51 | 61.15 | 59.91 | 56.53 | 60.53 | 52.65 | 0.08 | 0.10 | 0.05 |
| Somalia | 49.74 | 59.99 | 39.30 | 37.14 | 45.31 | 28.89 | 0.15 | 0.17 | 0.14 |
| South Africa | 35.73 | 45.87 | 25.36 | 35.77 | 41.48 | 29.85 | -0.14 | -0.20 | -0.03 |
| South Korea | 52.88 | 57.16 | 48.62 | 32.96 | 33.93 | 31.98 | -0.46 | -0.49 | -0.42 |
| South Sudan | 36.53 | 41.68 | 31.34 | 32.4 | 36.70 | 28.11 | 0.36 | 0.34 | 0.39 |
| Spain | 44.82 | 47.69 | 41.83 | 35.92 | 39.77 | 31.98 | -0.18 | -0.20 | -0.18 |
| Sri Lanka | 16.04 | 12.61 | 19.4 | 26.79 | 22.78 | 31.11 | 0.78 | 0.72 | 0.80 |
| Sudan | 36.50 | 42.04 | 31.01 | 29.87 | 33.91 | 25.85 | 0.43 | 0.46 | 0.42 |
| Suriname | 34.12 | 36.15 | 32.16 | 54.90 | 55.77 | 54.03 | 0.48 | 0.47 | 0.50 |
| Swaziland | 26.7 | 29.94 | 23.08 | 37.89 | 42.35 | 33.34 | -0.10 | -0.13 | -0.06 |
| Sweden | 49.63 | 55.44 | 43.69 | 36.31 | 41 | 31.61 | -0.14 | -0.18 | -0.09 |
| Switzerland | 44.95 | 50.14 | 39.52 | 24.64 | 28.24 | 20.95 | -0.36 | -0.37 | -0.34 |
| Syria | 38.11 | 32.96 | 43.09 | 24.88 | 21.35 | 28.31 | -0.50 | -0.35 | -0.58 |
| Taiwan | 41.97 | 38.63 | 45.07 | 33.53 | 28.43 | 38.64 | -0.40 | -0.45 | -0.36 |
| Tajikistan | 42.12 | 47.54 | 36.64 | 30.59 | 31.85 | 29.37 | 0.35 | 0.35 | 0.41 |
| Tanzania | 23.55 | 26.78 | 20.26 | 19.53 | 20.69 | 18.36 | 0.38 | 0.30 | 0.46 |
| Thailand | 48.27 | 47.71 | 48.84 | 53.49 | 42.53 | 64.76 | -0.29 | -0.39 | -0.19 |
| The Bahamas | 26.77 | 27.47 | 26.07 | 36.16 | 37.26 | 35.01 | 0.17 | 0.10 | 0.23 |
| The Gambia | 19.32 | 21.55 | 17.12 | 17.4 | 16.6 | 18.22 | 0.65 | 0.60 | 0.80 |
| Timor-Leste | 32.89 | 37.91 | 28.00 | 33.19 | 39.25 | 27.32 | 1.12 | 1.15 | 1.09 |
| Togo | 26.16 | 28.88 | 23.38 | 26.57 | 24.31 | 28.87 | 0.40 | 0.29 | 0.54 |
| Tonga | 30.32 | 37.74 | 23.09 | 33.11 | 39.51 | 26.75 | -0.01 | -0.03 | 0.04 |
| Trinidad and Tobago | 36.31 | 36.59 | 36.02 | 45.5 | 44.47 | 46.56 | 0.03 | 0.06 | 0.02 |
| Tunisia | 26.62 | 22.57 | 30.61 | 28.04 | 23.77 | 32.41 | 0.05 | 0.10 | 0.02 |
| Turkey | 20.87 | 23.38 | 18.31 | 18.71 | 18.38 | 19.05 | 0.56 | 0.40 | 0.80 |
| Turkmenistan | 67.64 | 72.46 | 62.69 | 76.16 | 70.70 | 81.81 | 0.58 | 0.48 | 0.72 |
| Uganda | 33.13 | 41.26 | 24.9 | 23.19 | 23.6 | 22.77 | 0.35 | 0.14 | 0.70 |
| Ukraine | 64.85 | 73.80 | 54.43 | 61.10 | 60.11 | 62.26 | -0.23 | -0.31 | -0.11 |
| United Arab Emirates | 17.7 | 19.9 | 16.56 | 16.8 | 16.53 | 16.89 | 0.23 | 0.50 | 0.24 |
| United Kingdom | 54.95 | 64.55 | 44.79 | 38.04 | 43.52 | 32.43 | -0.16 | -0.19 | -0.11 |
| United States | 19.09 | 21.29 | 16.76 | 16.44 | 17.64 | 15.21 | -0.11 | -0.18 | -0.03 |
| Uruguay | 40.03 | 41.59 | 38.37 | 42.94 | 48.68 | 36.79 | -0.03 | -0.07 | -0.02 |
| Uzbekistan | 41.99 | 48.45 | 35.39 | 40.46 | 42.08 | 38.78 | 0.13 | 0.09 | 0.21 |
| Vanuatu | 63.55 | 61.46 | 65.52 | 60.77 | 64.61 | 57.02 | 0.04 | 0.07 | 0.00 |
| Venezuela | 16.81 | 17.66 | 15.97 | 26.16 | 25.9 | 26.42 | 0.26 | 0.26 | 0.29 |
| Vietnam | 61.16 | 58.87 | 63.52 | 77.31 | 71.95 | 82.79 | 0.32 | 0.31 | 0.34 |
| Virgin Islands, U.S. | 23.82 | 22.49 | 25.23 | 50.59 | 45.13 | 56.59 | -0.01 | -0.06 | 0.04 |
| Yemen | 35.11 | 41.97 | 28.12 | 31.20 | 36.62 | 25.9 | 0.69 | 0.71 | 0.71 |
| Zambia | 22.84 | 29.92 | 15.64 | 25.07 | 24.18 | 25.96 | 0.57 | 0.25 | 1.24 |
| Zimbabwe | 18.15 | 21.39 | 14.87 | 21.67 | 20.74 | 22.64 | -0.02 | -0.19 | 0.23 |
| Hypertensive heart disease | | | | | | | | | |
| Afghanistan | 12.34 | 18.67 | 6.3 | 10.89 | 16.67 | 5.46 | 0.25 | 0.32 | 0.20 |
| Albania | 4.05 | 4.31 | 3.8 | 4.13 | 4.6 | 3.65 | -0.26 | -0.21 | -0.31 |
| Algeria | 7.7 | 10.25 | 5.21 | 11.27 | 14.46 | 8.11 | 0.60 | 0.54 | 0.73 |
| American Samoa | 10.32 | 7.92 | 12.59 | 5.1 | 4.73 | 5.46 | -0.38 | -0.40 | -0.35 |
| Andorra | 4.12 | 4.83 | 3.38 | 4.78 | 5.38 | 4.14 | -0.02 | 0.01 | 0.01 |
| Angola | 15.3 | 21.54 | 8.91 | 12.01 | 16.96 | 7.01 | 0.65 | 0.56 | 0.77 |
| Antigua and Barbuda | 26.33 | 32.93 | 19.26 | 18.46 | 21.86 | 14.75 | -0.22 | -0.23 | -0.18 |
| Argentina | 11.24 | 11.16 | 11.32 | 14.28 | 15.87 | 12.62 | 0.25 | 0.25 | 0.21 |
| Armenia | 11.75 | 14.58 | 8.75 | 22.02 | 26.1 | 17.32 | 0.47 | 0.43 | 0.54 |
| Australia | 3.89 | 5.21 | 2.56 | 4.07 | 5.49 | 2.64 | 0.10 | 0.07 | 0.13 |

| | | | | | | | | | |
|----------------------------------|-------|-------|-------|-------|--------|-------|-------|-------|-------|
| Austria | 15.24 | 20.24 | 9.8 | 26.72 | 36.57 | 16.38 | 0.98 | 1.06 | 0.87 |
| Azerbaijan | 5.03 | 6.24 | 3.77 | 5.66 | 6.46 | 4.85 | 0.39 | 0.37 | 0.53 |
| Bahrain | 2.05 | 3.14 | 1.25 | 1.36 | 2.35 | 0.76 | 0.14 | 0.24 | 0.08 |
| Bangladesh | 7.94 | 7.93 | 7.95 | 7.63 | 7.26 | 7.99 | 0.63 | 0.75 | 0.55 |
| Barbados | 17.28 | 21.37 | 12.86 | 17.54 | 20.97 | 13.81 | -0.16 | -0.22 | -0.09 |
| Belarus | 6.54 | 7.82 | 5.09 | 15.9 | 17.55 | 14 | 0.79 | 0.82 | 0.88 |
| Belgium | 4.7 | 6.26 | 3.06 | 5.85 | 8.41 | 3.18 | 0.31 | 0.40 | 0.11 |
| Belize | 11 | 12.14 | 9.88 | 8.34 | 8.19 | 8.49 | -0.16 | -0.15 | -0.14 |
| Benin | 5.12 | 7.25 | 2.85 | 4.86 | 6.68 | 3.04 | 0.59 | 0.56 | 0.76 |
| Bermuda | 10.06 | 9.3 | 10.82 | 7.29 | 6.72 | 7.88 | -0.14 | -0.19 | -0.11 |
| Bhutan | 8.28 | 8.63 | 7.95 | 7.45 | 6.97 | 7.86 | 0.61 | 0.71 | 0.58 |
| Bolivia | 2.68 | 3.54 | 1.83 | 3.4 | 4.67 | 2.13 | 0.94 | 0.96 | 0.85 |
| Bosnia and Herzegovina | 3.74 | 4.64 | 2.83 | 6.39 | 8.11 | 4.66 | 0.33 | 0.31 | 0.32 |
| Botswana | 12.88 | 17.43 | 8.21 | 17.05 | 22.29 | 11.81 | -0.12 | -0.10 | -0.07 |
| Brazil | 7.4 | 7.87 | 6.92 | 11.56 | 12.51 | 10.59 | 0.45 | 0.43 | 0.45 |
| Brunei | 2.94 | 2.36 | 3.46 | 3.58 | 2.95 | 4.18 | 0.11 | 0.17 | 0.10 |
| Bulgaria | 27.94 | 29.07 | 26.77 | 77.39 | 83.76 | 70.70 | 1.26 | 1.23 | 1.27 |
| Burkina Faso | 7.5 | 10.81 | 4.03 | 7.21 | 10.71 | 3.66 | 0.76 | 0.76 | 0.73 |
| Burundi | 31.63 | 41.92 | 20.98 | 14.15 | 19.64 | 8.55 | 0.01 | 0.08 | -0.08 |
| Cambodia | 10.08 | 11.14 | 8.95 | 9.25 | 9.81 | 8.66 | 0.76 | 0.79 | 0.79 |
| Cameroon | 6.17 | 8.51 | 3.79 | 5.65 | 8.18 | 3.13 | 0.13 | 0.22 | -0.01 |
| Canada | 2.22 | 2.88 | 1.54 | 2.76 | 3.5 | 2.01 | 0.14 | 0.03 | 0.27 |
| Cape Verde | 4.6 | 6.21 | 2.81 | 3.94 | 5.63 | 2.2 | 0.14 | 0.24 | 0.04 |
| Central African Republic | 25.44 | 34.06 | 16.52 | 24.75 | 31.59 | 17.73 | 0.10 | 0.01 | 0.23 |
| Chad | 4.88 | 7.36 | 2.37 | 4.32 | 6.35 | 2.3 | 0.25 | 0.22 | 0.38 |
| Chile | 9.23 | 10.05 | 8.38 | 16.66 | 20.15 | 13.08 | 0.65 | 0.65 | 0.57 |
| China | 20.04 | 20.73 | 19.39 | 18.13 | 16.71 | 19.47 | 0.02 | 0.07 | 0.02 |
| Colombia | 11.41 | 12.85 | 9.95 | 9.57 | 10.45 | 8.65 | -0.08 | -0.18 | 0.02 |
| Comoros | 19.47 | 24.54 | 14.43 | 10.9 | 14.32 | 7.55 | 0.18 | 0.24 | 0.13 |
| Congo | 22.36 | 30.9 | 13.77 | 16.83 | 25.85 | 7.82 | 0.11 | 0.05 | 0.01 |
| Costa Rica | 5.98 | 6.88 | 5.1 | 13.07 | 15.07 | 11.06 | 0.76 | 0.73 | 0.78 |
| Cote d'Ivoire | 5.66 | 7.43 | 4.03 | 4.94 | 6.64 | 3.3 | 0.14 | 0.20 | 0.04 |
| Croatia | 40.16 | 55.16 | 24.22 | 30.44 | 39.55 | 20.66 | -0.33 | -0.41 | -0.18 |
| Cuba | 5.11 | 5.69 | 4.54 | 17.91 | 19.02 | 16.8 | 1.58 | 1.35 | 1.84 |
| Cyprus | 12.07 | 13.74 | 10.36 | 7.55 | 8.48 | 6.55 | -0.15 | -0.10 | -0.16 |
| Czech Republic | 3.65 | 3.92 | 3.37 | 8.45 | 9.69 | 7.18 | 1.81 | 1.88 | 1.73 |
| Democratic Republic of the Congo | 14.3 | 21.18 | 7.24 | 14.09 | 19.23 | 8.93 | 0.55 | 0.44 | 0.92 |
| Denmark | 4.95 | 5.97 | 3.91 | 4.77 | 5.66 | 3.87 | 0.21 | 0.18 | 0.26 |
| Djibouti | 10.79 | 13.36 | 8.26 | 14.05 | 16.44 | 11.67 | 0.48 | 0.45 | 0.63 |
| Dominica | 33.78 | 40.76 | 26.74 | 30.54 | 32.8 | 28.24 | -0.31 | -0.31 | -0.28 |
| Dominican Republic | 8.05 | 8.5 | 7.61 | 14.78 | 15.85 | 13.71 | 0.59 | 0.61 | 0.56 |
| Ecuador | 7.71 | 9.01 | 6.42 | 14.69 | 15.39 | 13.98 | 0.90 | 0.72 | 1.17 |
| Egypt | 9.46 | 12.74 | 6.21 | 9.47 | 12.1 | 6.9 | 0.41 | 0.45 | 0.47 |
| El Salvador | 5.54 | 6.48 | 4.56 | 8.5 | 10.36 | 6.4 | 0.63 | 0.63 | 0.52 |
| Equatorial Guinea | 29.15 | 40.95 | 17.85 | 11.94 | 15.5 | 8.55 | -0.13 | -0.16 | 0.03 |
| Eritrea | 14.23 | 19.04 | 9.36 | 13.26 | 19.28 | 7.27 | 0.45 | 0.48 | 0.25 |
| Estonia | 8.66 | 10.19 | 6.92 | 83.92 | 105.78 | 58.25 | 9.40 | 9.52 | 8.77 |
| Ethiopia | 18.24 | 19.96 | 16.52 | 11.49 | 14.11 | 8.86 | 0.82 | 1.01 | 0.59 |
| Federated States of Micronesia | 14.34 | 13.34 | 15.3 | 12.62 | 12.28 | 12.94 | 0.00 | 0.02 | -0.01 |
| Fiji | 12.4 | 13.3 | 11.52 | 24.31 | 26.6 | 22.09 | 0.37 | 0.30 | 0.43 |
| Finland | 8.55 | 11.43 | 5.49 | 13.52 | 17.64 | 9.27 | 0.63 | 0.56 | 0.78 |
| France | 7.62 | 10.3 | 4.79 | 8.71 | 11.71 | 5.51 | 0.11 | 0.08 | 0.14 |
| Gabon | 27.5 | 36.18 | 18.46 | 17.24 | 24.93 | 9.71 | 0.00 | 0.05 | -0.12 |
| Georgia | 10.29 | 12.77 | 7.55 | 59.66 | 61.74 | 57.38 | 3.60 | 3.28 | 4.53 |
| Germany | 19.47 | 26.14 | 12.31 | 28.01 | 39.13 | 16.51 | 0.48 | 0.59 | 0.33 |
| Ghana | 15.8 | 24.63 | 7.25 | 7.43 | 12.83 | 1.96 | -0.29 | -0.15 | -0.60 |
| Greece | 8.86 | 11.81 | 5.84 | 18.81 | 23.16 | 14.25 | 0.75 | 0.56 | 1.06 |
| Greenland | 3.02 | 3.81 | 2.34 | 3.98 | 4.06 | 3.91 | 0.58 | 0.40 | 0.89 |
| Grenada | 19.25 | 23.46 | 14.93 | 18.19 | 23.33 | 13.08 | -0.06 | -0.02 | -0.12 |
| Guam | 33.15 | 31.43 | 34.65 | 22.4 | 20.58 | 24.17 | -0.64 | -0.66 | -0.62 |
| Guatemala | 4.28 | 5.42 | 3.13 | 4.4 | 5.74 | 3 | 0.52 | 0.54 | 0.44 |
| Guinea | 6.63 | 10.47 | 2.69 | 6 | 8.93 | 3.08 | 0.51 | 0.48 | 0.82 |
| Guinea-Bissau | 7.55 | 10.99 | 4.03 | 6.78 | 9.95 | 3.58 | 0.32 | 0.33 | 0.32 |
| Guyana | 31.22 | 33.56 | 28.81 | 23.09 | 24.31 | 21.89 | -0.27 | -0.25 | -0.27 |
| Haiti | 24.03 | 31.65 | 16.2 | 20.88 | 26.11 | 15.53 | 0.41 | 0.31 | 0.61 |
| Honduras | 8.24 | 8.99 | 7.5 | 13.31 | 15.16 | 11.46 | 0.69 | 0.64 | 0.72 |
| Hungary | 33.48 | 41.59 | 24.7 | 38.35 | 47.47 | 28.29 | 0.33 | 0.21 | 0.45 |
| Iceland | 3.56 | 3.98 | 3.15 | 4.05 | 4.38 | 3.7 | 0.32 | 0.40 | 0.27 |
| India | 12.54 | 12.32 | 12.74 | 13.44 | 13.32 | 13.55 | 0.48 | 0.66 | 0.34 |
| Indonesia | 7.32 | 8.69 | 5.96 | 8.61 | 10.29 | 6.94 | 0.46 | 0.56 | 0.39 |

| | | | | | | | | | |
|----------------------------------|-------|-------|-------|-------|-------|-------|-------|-------|-------|
| Iran | 12.6 | 12.67 | 12.54 | 20.92 | 19.74 | 22.09 | 1.30 | 1.49 | 1.25 |
| Iraq | 10.03 | 13.15 | 6.97 | 7.42 | 9.55 | 5.35 | -0.09 | -0.01 | -0.12 |
| Ireland | 3.3 | 4.12 | 2.47 | 3 | 3.56 | 2.43 | 0.16 | 0.16 | 0.19 |
| Israel | 6.34 | 7.54 | 5.14 | 2.3 | 3.07 | 1.52 | -0.61 | -0.58 | -0.65 |
| Italy | 21.73 | 28.64 | 14.39 | 36.39 | 47.78 | 24.28 | 0.48 | 0.37 | 0.60 |
| Jamaica | 30.51 | 35.81 | 25.07 | 21.62 | 24.94 | 18.28 | -0.44 | -0.39 | -0.46 |
| Japan | 10.3 | 12.99 | 7.5 | 8.2 | 11.21 | 5.04 | -0.51 | -0.49 | -0.57 |
| Jordan | 13.03 | 16.17 | 10.19 | 11.41 | 11.98 | 10.88 | 0.50 | 0.45 | 0.66 |
| Kazakhstan | 8.15 | 9.5 | 6.72 | 13.96 | 14.61 | 13.26 | 0.70 | 0.67 | 0.82 |
| Kenya | 8.32 | 11.69 | 4.92 | 8.42 | 11.12 | 5.71 | 0.31 | 0.30 | 0.46 |
| Kiribati | 12.82 | 11.86 | 13.79 | 6.36 | 5.6 | 7.13 | -0.37 | -0.33 | -0.39 |
| Kuwait | 5.2 | 5.7 | 4.76 | 3.93 | 4.03 | 3.85 | 0.02 | -0.04 | 0.12 |
| Kyrgyzstan | 7.37 | 8.27 | 6.44 | 6.83 | 6.57 | 7.09 | 0.21 | 0.18 | 0.31 |
| Laos | 12.97 | 15.18 | 10.76 | 8.62 | 9.43 | 7.79 | 0.63 | 0.64 | 0.68 |
| Latvia | 2.92 | 3.52 | 2.22 | 21.88 | 26.66 | 16.32 | 6.73 | 6.54 | 7.06 |
| Lebanon | 8.56 | 11.05 | 6 | 5.3 | 7.72 | 2.9 | -0.08 | -0.08 | -0.19 |
| Lesotho | 19.24 | 23.25 | 14.99 | 28.66 | 37.7 | 19.44 | -0.16 | -0.14 | -0.20 |
| Liberia | 5.46 | 7.91 | 2.99 | 4.47 | 6.71 | 2.27 | 0.91 | 0.82 | 0.94 |
| Libya | 3.66 | 5.24 | 2.24 | 4.48 | 6.15 | 2.83 | 0.03 | 0.10 | -0.02 |
| Lithuania | 3.87 | 4.28 | 3.41 | 11.47 | 12.47 | 10.31 | 1.60 | 1.51 | 1.70 |
| Luxembourg | 7.37 | 10.69 | 3.91 | 5.35 | 7.29 | 3.4 | 0.10 | -0.02 | 0.39 |
| Macedonia | 19.47 | 22.3 | 16.67 | 22.22 | 25.97 | 18.44 | -0.02 | -0.04 | -0.02 |
| Madagascar | 22.72 | 27.55 | 17.87 | 21.14 | 26.66 | 15.58 | 0.55 | 0.62 | 0.43 |
| Malawi | 12.13 | 17.42 | 6.66 | 11.1 | 14.79 | 7.39 | 0.75 | 0.66 | 1.11 |
| Malaysia | 2.17 | 2.33 | 2.01 | 1.97 | 1.67 | 2.27 | -0.16 | -0.20 | -0.07 |
| Maldives | 3.86 | 5.07 | 2.71 | 2.16 | 2.59 | 1.73 | 0.31 | 0.51 | 0.28 |
| Mali | 7.26 | 11.11 | 3.33 | 4.12 | 6.46 | 1.82 | 0.05 | 0.08 | 0.01 |
| Malta | 4.71 | 5.25 | 4.14 | 6.4 | 7.32 | 5.48 | 0.18 | 0.15 | 0.21 |
| Marshall Islands | 11.1 | 9.23 | 12.89 | 10.76 | 9.36 | 12.11 | -0.04 | -0.05 | -0.02 |
| Mauritania | 5.08 | 7.7 | 2.44 | 3.39 | 5.39 | 1.41 | 0.27 | 0.30 | 0.13 |
| Mauritius | 15.03 | 15.9 | 14.16 | 22.4 | 24.74 | 20.01 | 0.19 | 0.17 | 0.18 |
| Mexico | 5.68 | 7.22 | 4.12 | 7.45 | 9.51 | 5.37 | 0.26 | 0.19 | 0.32 |
| Moldova | 3.9 | 4.52 | 3.22 | 16.66 | 19.43 | 13.67 | 3.52 | 3.70 | 3.39 |
| Mongolia | 8.56 | 9.05 | 8.06 | 5.51 | 5.28 | 5.74 | -0.23 | -0.16 | -0.24 |
| Montenegro | 2.55 | 3.49 | 1.6 | 3.46 | 4.37 | 2.53 | 0.14 | 0.21 | 0.20 |
| Morocco | 7.64 | 10.15 | 5.12 | 8.3 | 11.25 | 5.29 | 0.24 | 0.26 | 0.20 |
| Mozambique | 14.29 | 18.04 | 10.21 | 15.31 | 19.14 | 11.3 | 0.67 | 0.63 | 0.78 |
| Myanmar | 15.92 | 22.36 | 9.22 | 15.8 | 20.85 | 10.52 | 0.46 | 0.52 | 0.57 |
| Namibia | 16.06 | 20.18 | 11.75 | 11.45 | 13.57 | 9.21 | -0.19 | -0.19 | -0.15 |
| Nepal | 8.83 | 9.02 | 8.63 | 8.93 | 8.17 | 9.74 | 0.78 | 0.79 | 0.80 |
| Netherlands | 3.35 | 4.47 | 2.19 | 4.3 | 5.79 | 2.78 | 0.31 | 0.27 | 0.34 |
| New Zealand | 4.59 | 5.7 | 3.46 | 4 | 5.32 | 2.63 | -0.03 | 0.00 | -0.11 |
| Nicaragua | 3.66 | 4.24 | 3.07 | 8.55 | 9.56 | 7.5 | 1.73 | 1.64 | 1.87 |
| Niger | 4.06 | 6.06 | 1.99 | 3.77 | 5.62 | 1.96 | 1.01 | 1.03 | 1.11 |
| Nigeria | 5.23 | 7.85 | 2.67 | 2.79 | 4.01 | 1.61 | 0.00 | 0.01 | 0.12 |
| North Korea | 12 | 16.19 | 7.57 | 19.33 | 24.59 | 13.83 | 0.21 | 0.19 | 0.33 |
| Northern Mariana Islands | 3.07 | 4.15 | 2.09 | 1.7 | 1.77 | 1.63 | -0.22 | -0.23 | -0.07 |
| Norway | 4.7 | 5.83 | 3.54 | 3.53 | 4.92 | 2.16 | 0.01 | 0.03 | -0.10 |
| Oman | 1.25 | 2.14 | 0.55 | 1.57 | 2.47 | 1.12 | 1.04 | 0.97 | 2.31 |
| Pakistan | 11.37 | 8.41 | 14.13 | 9.95 | 7.4 | 12.37 | 0.13 | 0.21 | 0.07 |
| Palestine | 5.09 | 5.74 | 4.45 | 6.9 | 6.91 | 6.9 | 0.80 | 0.82 | 0.90 |
| Panama | 3.94 | 4.29 | 3.61 | 5.77 | 6.2 | 5.35 | 0.25 | 0.23 | 0.27 |
| Papua New Guinea | 14.4 | 15.76 | 13.11 | 11.81 | 13.31 | 10.36 | -0.02 | -0.02 | -0.01 |
| Paraguay | 4.09 | 4.53 | 3.65 | 11 | 11.55 | 10.47 | 1.10 | 1.14 | 1.12 |
| Peru | 2.41 | 3.16 | 1.66 | 2.14 | 2.85 | 1.43 | 0.36 | 0.32 | 0.37 |
| Philippines | 7.75 | 6.75 | 8.72 | 15.98 | 14.87 | 17.07 | 1.19 | 1.31 | 1.09 |
| Poland | 9.54 | 11.53 | 7.45 | 10.11 | 11.51 | 8.61 | 0.09 | 0.02 | 0.21 |
| Portugal | 7.75 | 10.14 | 5.17 | 10.44 | 13.39 | 7.3 | 0.44 | 0.41 | 0.51 |
| Puerto Rico | 10.45 | 10.62 | 10.27 | 21.09 | 22.77 | 19.27 | 0.73 | 0.55 | 0.85 |
| Qatar | 1.16 | 1.94 | 0.78 | 0.4 | 0.72 | 0.28 | -0.38 | -0.26 | -0.36 |
| Romania | 29.1 | 34.65 | 23.4 | 58.42 | 65.95 | 50.41 | 0.63 | 0.54 | 0.74 |
| Russia | 4.26 | 5.18 | 3.2 | 13.98 | 15.62 | 12.05 | 1.73 | 1.66 | 2.01 |
| Rwanda | 20.93 | 29.87 | 11.67 | 13.03 | 17.67 | 7.98 | 0.39 | 0.34 | 0.52 |
| Saint Lucia | 23.41 | 28.82 | 17.83 | 21.88 | 26.86 | 16.72 | -0.12 | -0.15 | -0.09 |
| Saint Vincent and the Grenadines | 23.34 | 28.8 | 17.82 | 28.18 | 31.12 | 25.29 | 0.00 | 0.00 | 0.08 |
| Samoa | 12 | 11.19 | 12.75 | 11.7 | 13.14 | 10.35 | -0.07 | -0.11 | -0.04 |
| Sao Tome and Principe | 2.98 | 4.52 | 1.41 | 2.59 | 3.97 | 1.21 | 0.40 | 0.36 | 0.42 |
| Saudi Arabia | 0.92 | 1.52 | 0.46 | 1.03 | 1.5 | 0.66 | 0.84 | 0.96 | 1.18 |
| Senegal | 5.02 | 7.42 | 2.6 | 5.11 | 7.84 | 2.29 | 0.75 | 0.76 | 0.54 |
| Serbia | 11.87 | 14.28 | 9.39 | 20.37 | 25.23 | 15.27 | 0.33 | 0.33 | 0.30 |

| | | | | | | | | | |
|-------------------------------|--------|--------|--------|--------|--------|--------|-------|-------|-------|
| Seychelles | 77.24 | 97.74 | 56.65 | 62.68 | 83.63 | 42.28 | -0.10 | -0.08 | -0.15 |
| Sierra Leone | 4.46 | 5.71 | 3.19 | 5.26 | 7.78 | 2.69 | 0.91 | 1.07 | 0.51 |
| Singapore | 8.2 | 9.14 | 7.29 | 14.12 | 14.08 | 14.17 | 0.50 | 0.22 | 0.84 |
| Slovakia | 6.48 | 7.55 | 5.36 | 14.97 | 17.52 | 12.28 | 1.83 | 1.74 | 1.92 |
| Slovenia | 18.28 | 24.08 | 12.12 | 25.73 | 35.06 | 16.24 | 0.41 | 0.37 | 0.43 |
| Solomon Islands | 16.23 | 14.64 | 17.75 | 13.98 | 12.82 | 15.11 | 0.00 | -0.02 | 0.04 |
| Somalia | 19.34 | 26.17 | 12.39 | 14.39 | 19.83 | 8.9 | 0.14 | 0.15 | 0.13 |
| South Africa | 21.04 | 29.56 | 12.32 | 22.84 | 30.15 | 15.27 | -0.07 | -0.09 | 0.02 |
| South Korea | 7.6 | 9.8 | 5.41 | 8.44 | 12.57 | 4.26 | -0.03 | 0.10 | -0.29 |
| South Sudan | 16.46 | 21.63 | 11.25 | 15.22 | 20.33 | 10.12 | 0.42 | 0.43 | 0.42 |
| Spain | 4.85 | 6.9 | 2.72 | 10.01 | 14.18 | 5.72 | 1.11 | 0.99 | 1.28 |
| Sri Lanka | 4.16 | 3.18 | 5.12 | 8.96 | 8.76 | 9.18 | 1.30 | 1.63 | 1.02 |
| Sudan | 9.88 | 14.33 | 5.48 | 6.87 | 10.02 | 3.74 | 0.27 | 0.36 | 0.18 |
| Suriname | 15.33 | 19.1 | 11.69 | 14.23 | 17.12 | 11.34 | -0.14 | -0.14 | -0.13 |
| Swaziland | 15.51 | 19.22 | 11.36 | 19.69 | 25.26 | 14 | -0.20 | -0.20 | -0.19 |
| Sweden | 3.89 | 4.95 | 2.8 | 8.29 | 11.07 | 5.51 | 1.51 | 1.47 | 1.48 |
| Switzerland | 10.15 | 13.73 | 6.4 | 17.93 | 24.59 | 11.11 | 1.08 | 1.01 | 1.16 |
| Syria | 2.48 | 2.59 | 2.36 | 2.22 | 2.52 | 1.92 | -0.31 | 0.00 | -0.48 |
| Taiwan | 8.04 | 7.23 | 8.79 | 12.37 | 11.7 | 13.04 | 0.17 | 0.24 | 0.12 |
| Tajikistan | 7.49 | 9.23 | 5.74 | 6.36 | 7.05 | 5.69 | 0.60 | 0.57 | 0.77 |
| Tanzania | 12.1 | 15.92 | 8.21 | 11.1 | 14.08 | 8.08 | 0.53 | 0.49 | 0.62 |
| Thailand | 3.66 | 3.52 | 3.82 | 4.03 | 4.4 | 3.65 | -0.30 | -0.15 | -0.41 |
| The Bahamas | 28.4 | 31.69 | 25.07 | 46.95 | 54.89 | 38.66 | 0.43 | 0.41 | 0.42 |
| The Gambia | 4.24 | 6.3 | 2.22 | 3.22 | 4.52 | 1.9 | 0.43 | 0.51 | 0.47 |
| Timor-Leste | 5.85 | 7.26 | 4.47 | 6.43 | 8.51 | 4.42 | 1.32 | 1.47 | 1.14 |
| Togo | 5.82 | 8.64 | 2.93 | 4.65 | 6.13 | 3.13 | 0.11 | 0.09 | 0.36 |
| Tonga | 5.36 | 5.52 | 5.2 | 6.27 | 6.45 | 6.09 | 0.07 | 0.09 | 0.07 |
| Trinidad and Tobago | 23.06 | 25.75 | 20.35 | 20.56 | 21.39 | 19.71 | -0.26 | -0.28 | -0.23 |
| Tunisia | 5.8 | 7.01 | 4.6 | 4.96 | 6.08 | 3.81 | -0.13 | -0.07 | -0.19 |
| Turkey | 12.7 | 14.83 | 10.52 | 10.75 | 12.86 | 8.57 | 0.49 | 0.58 | 0.43 |
| Turkmenistan | 7.59 | 8.94 | 6.2 | 8.84 | 9.51 | 8.15 | 0.64 | 0.62 | 0.74 |
| Uganda | 17.47 | 24.14 | 10.71 | 12.14 | 15.15 | 9.13 | 0.35 | 0.28 | 0.62 |
| Ukraine | 7.52 | 8.92 | 5.88 | 15.67 | 17.95 | 12.97 | 0.71 | 0.73 | 0.75 |
| United Arab Emirates | 3.19 | 4.65 | 2.44 | 2.23 | 2.84 | 2 | -0.09 | 0.14 | 0.00 |
| United Kingdom | 5.31 | 6.04 | 4.53 | 5.61 | 6.19 | 5.01 | 0.28 | 0.23 | 0.36 |
| United States | 10.03 | 11.48 | 8.51 | 11.69 | 12.27 | 11.09 | 0.20 | 0.06 | 0.39 |
| Uruguay | 9.69 | 10.5 | 8.83 | 16.47 | 20.63 | 12.01 | 0.54 | 0.57 | 0.40 |
| Uzbekistan | 34.47 | 34.61 | 34.33 | 36.98 | 35.52 | 38.48 | 0.26 | 0.29 | 0.25 |
| Vanuatu | 18.57 | 17.23 | 19.83 | 15.38 | 15.62 | 15.15 | -0.10 | -0.07 | -0.12 |
| Venezuela | 12.79 | 13.99 | 11.6 | 14.98 | 16.38 | 13.58 | -0.05 | 0.01 | -0.09 |
| Vietnam | 9.78 | 11.85 | 7.66 | 11.69 | 14.16 | 9.16 | 0.29 | 0.35 | 0.26 |
| Virgin Islands, U.S. | 16.12 | 15.65 | 16.62 | 40.23 | 39.86 | 40.64 | 0.17 | 0.20 | 0.14 |
| Yemen | 8.28 | 11.78 | 4.71 | 5.9 | 8.44 | 3.41 | 0.40 | 0.47 | 0.37 |
| Zambia | 11.4 | 16.93 | 5.77 | 12.67 | 15.66 | 9.66 | 0.60 | 0.45 | 1.28 |
| Zimbabwe | 4.23 | 5.47 | 2.97 | 4.31 | 4.81 | 3.79 | -0.16 | -0.27 | 0.04 |
| Ischemic heart disease | | | | | | | | | |
| Afghanistan | 167.76 | 181.49 | 154.68 | 172.94 | 184.35 | 162.22 | 0.45 | 0.48 | 0.44 |
| Albania | 94.73 | 75.10 | 113.42 | 197.67 | 164.39 | 231.48 | 0.52 | 0.60 | 0.46 |
| Algeria | 64.78 | 63.24 | 66.27 | 88.02 | 85.53 | 90.48 | 0.48 | 0.46 | 0.49 |
| American Samoa | 63.36 | 38.76 | 86.64 | 59.96 | 53.10 | 66.78 | 0.19 | 0.36 | 0.14 |
| Andorra | 126.08 | 103.23 | 150.17 | 137.73 | 106.94 | 169.82 | -0.10 | -0.11 | -0.11 |
| Angola | 55.12 | 54.21 | 56.05 | 43.37 | 48.70 | 37.97 | 0.64 | 0.76 | 0.51 |
| Antigua and Barbuda | 111.24 | 114.01 | 108.27 | 93.75 | 94.16 | 93.30 | -0.06 | -0.05 | -0.08 |
| Argentina | 162.67 | 141.13 | 185.05 | 144.78 | 144.35 | 145.24 | -0.13 | -0.10 | -0.15 |
| Armenia | 216.61 | 210.12 | 223.49 | 328.31 | 303.37 | 357.04 | 0.15 | 0.10 | 0.20 |
| Australia | 201.71 | 184.92 | 218.58 | 131.22 | 125.78 | 136.68 | -0.32 | -0.31 | -0.32 |
| Austria | 271.52 | 271.81 | 271.20 | 220.71 | 230.09 | 210.87 | -0.08 | -0.04 | -0.13 |
| Azerbaijan | 220.85 | 218.49 | 223.31 | 236.44 | 207.89 | 265.32 | 0.31 | 0.24 | 0.39 |
| Bahrain | 92.05 | 80.41 | 100.62 | 40.38 | 35.32 | 43.48 | -0.25 | -0.28 | -0.23 |
| Bangladesh | 27.44 | 27.46 | 27.42 | 87.47 | 74.64 | 100.05 | 4.41 | 4.22 | 4.62 |
| Barbados | 147.11 | 143.22 | 151.30 | 125.62 | 127.05 | 124.06 | -0.30 | -0.29 | -0.30 |
| Belarus | 418.18 | 454.15 | 377.45 | 664.22 | 673.00 | 654.04 | 0.15 | 0.16 | 0.17 |
| Belgium | 238.24 | 229.29 | 247.60 | 161.09 | 152.41 | 170.12 | -0.29 | -0.31 | -0.27 |
| Belize | 78.70 | 74.33 | 83.00 | 58.51 | 46.74 | 70.35 | -0.18 | -0.21 | -0.16 |
| Benin | 42.7 | 43.48 | 41.86 | 49.11 | 46.19 | 52.04 | 0.92 | 0.79 | 1.02 |
| Bermuda | 197.82 | 144.70 | 251.61 | 119.22 | 94.99 | 143.91 | -0.29 | -0.27 | -0.30 |
| Bhutan | 65.50 | 67.32 | 63.81 | 87.86 | 76.67 | 97.49 | 1.39 | 1.38 | 1.42 |
| Bolivia | 63.03 | 66.05 | 60.03 | 78.89 | 87.55 | 70.25 | 0.90 | 0.94 | 0.84 |
| Bosnia and Herzegovina | 167.99 | 152.85 | 183.14 | 175.76 | 164.94 | 186.69 | -0.20 | -0.21 | -0.19 |
| Botswana | 43.14 | 44.54 | 41.71 | 65.54 | 60.81 | 70.27 | 0.01 | -0.03 | 0.07 |

| | | | | | | | | | |
|----------------------------------|--------|--------|--------|--------|--------|--------|-------|-------|-------|
| Brazil | 84.44 | 73.49 | 95.57 | 94.33 | 83.75 | 105.27 | 0.04 | 0.02 | 0.04 |
| Brunei | 45.48 | 34.69 | 55.13 | 56.00 | 41.94 | 69.22 | 0.11 | 0.09 | 0.12 |
| Bulgaria | 403.17 | 371.62 | 435.61 | 474.96 | 458.83 | 491.89 | -0.04 | -0.05 | -0.04 |
| Burkina Faso | 36.9 | 36.46 | 37.36 | 39.76 | 43.33 | 36.14 | 0.96 | 1.09 | 0.81 |
| Burundi | 59.36 | 57.08 | 61.73 | 30.62 | 29.48 | 31.78 | 0.19 | 0.23 | 0.17 |
| Cambodia | 85.72 | 85.03 | 86.45 | 87.05 | 77.12 | 97.48 | 0.94 | 0.83 | 1.06 |
| Cameroon | 42.85 | 46.59 | 39.07 | 46.01 | 43.24 | 48.77 | 0.30 | 0.14 | 0.46 |
| Canada | 184.15 | 159.74 | 208.99 | 142.47 | 131.94 | 153.14 | -0.30 | -0.30 | -0.29 |
| Cape Verde | 44.26 | 37.51 | 51.73 | 61.85 | 62.56 | 61.13 | 0.78 | 1.14 | 0.52 |
| Central African Republic | 75.71 | 70.93 | 80.66 | 76.36 | 67.70 | 85.26 | 0.14 | 0.04 | 0.19 |
| Chad | 32.47 | 33.8 | 31.11 | 35.56 | 33.41 | 37.7 | 0.54 | 0.38 | 0.66 |
| Chile | 104.18 | 96.44 | 112.13 | 85.09 | 79.64 | 90.69 | -0.25 | -0.32 | -0.19 |
| China | 52.24 | 49.67 | 54.68 | 105.62 | 91.49 | 118.93 | 1.28 | 1.43 | 1.20 |
| Colombia | 68.97 | 62.69 | 75.34 | 78.71 | 71.69 | 85.96 | 0.24 | 0.15 | 0.32 |
| Comoros | 45.22 | 38.12 | 52.27 | 28.65 | 27.16 | 30.11 | 0.33 | 0.50 | 0.24 |
| Congo | 92.83 | 97.11 | 88.53 | 67.61 | 86.09 | 49.15 | 0.06 | 0.09 | -0.03 |
| Costa Rica | 71.19 | 63.38 | 78.87 | 76.76 | 67.41 | 86.10 | -0.13 | -0.16 | -0.11 |
| Cote d'Ivoire | 50.48 | 43.64 | 56.78 | 51.48 | 42.21 | 60.44 | 0.33 | 0.29 | 0.33 |
| Croatia | 275.61 | 262.48 | 289.56 | 333.85 | 363.14 | 302.42 | 0.06 | 0.14 | -0.02 |
| Cuba | 197.05 | 173.92 | 219.83 | 212.15 | 201.46 | 222.75 | -0.21 | -0.19 | -0.23 |
| Cyprus | 221.17 | 161.38 | 282.48 | 120.46 | 76.82 | 167.12 | -0.28 | -0.33 | -0.25 |
| Czech Republic | 406.28 | 385.56 | 428.24 | 317.87 | 329.30 | 306.07 | -0.06 | -0.01 | -0.12 |
| Democratic Republic of the Congo | 35.79 | 39.19 | 32.31 | 36.42 | 36.03 | 36.81 | 0.57 | 0.46 | 0.76 |
| Denmark | 339.50 | 312.56 | 367.22 | 146.94 | 135.71 | 158.36 | -0.46 | -0.46 | -0.46 |
| Djibouti | 36.75 | 24.77 | 48.59 | 54.69 | 40.22 | 69.04 | 0.67 | 0.89 | 0.56 |
| Dominica | 98.00 | 104.22 | 91.74 | 105.29 | 102.32 | 108.31 | -0.19 | -0.16 | -0.20 |
| Dominican Republic | 60.87 | 52.22 | 69.42 | 124.10 | 115.80 | 132.46 | 0.76 | 0.90 | 0.65 |
| Ecuador | 53.69 | 48.29 | 59.02 | 66.93 | 58.74 | 75.12 | 0.24 | 0.22 | 0.26 |
| Egypt | 137.48 | 133.77 | 141.17 | 138.06 | 121.14 | 154.63 | 0.41 | 0.37 | 0.44 |
| El Salvador | 71.46 | 68.11 | 74.97 | 100.02 | 97.35 | 103.04 | 0.49 | 0.45 | 0.49 |
| Equatorial Guinea | 94.90 | 97.38 | 92.53 | 49.33 | 51.10 | 47.65 | 0.08 | 0.11 | 0.06 |
| Eritrea | 28.25 | 24.75 | 31.79 | 35.84 | 37.54 | 34.14 | 0.97 | 1.22 | 0.75 |
| Estonia | 455.30 | 479.74 | 427.50 | 390.09 | 433.22 | 339.44 | -0.09 | -0.09 | -0.09 |
| Ethiopia | 69.26 | 63.31 | 75.25 | 48.30 | 44.72 | 51.90 | 1.03 | 0.99 | 1.04 |
| Federated States of Micronesia | 96.10 | 75.00 | 116.29 | 120.43 | 96.68 | 143.06 | 0.41 | 0.41 | 0.42 |
| Fiji | 109.18 | 55.40 | 161.29 | 167.83 | 109.61 | 224.12 | 0.07 | 0.28 | 0.03 |
| Finland | 315.70 | 292.73 | 340.07 | 236.13 | 225.44 | 247.15 | -0.23 | -0.22 | -0.24 |
| France | 143.75 | 136.02 | 151.90 | 129.15 | 122 | 136.77 | -0.13 | -0.15 | -0.12 |
| Gabon | 103.59 | 98.49 | 108.90 | 66.85 | 74.07 | 59.79 | 0.01 | 0.12 | -0.10 |
| Georgia | 373.05 | 373.28 | 372.80 | 410.02 | 367.79 | 456.20 | -0.15 | -0.17 | -0.12 |
| Germany | 342.59 | 350.35 | 334.25 | 244.45 | 243.62 | 245.31 | -0.27 | -0.26 | -0.27 |
| Ghana | 45.05 | 58.68 | 31.86 | 55.71 | 62.36 | 49.00 | 0.82 | 0.68 | 1.12 |
| Greece | 220.67 | 191.60 | 250.49 | 277.86 | 271.12 | 284.93 | 0.03 | 0.13 | -0.04 |
| Greenland | 77.96 | 55.90 | 97.05 | 71.34 | 40.82 | 97.80 | 0.09 | -0.04 | 0.13 |
| Grenada | 141.60 | 140.26 | 142.97 | 111.84 | 114.09 | 109.61 | -0.22 | -0.20 | -0.24 |
| Guam | 80.74 | 59.06 | 99.67 | 232.73 | 199.12 | 265.39 | 0.51 | 0.67 | 0.43 |
| Guatemala | 45.56 | 43.77 | 47.37 | 49.39 | 51.41 | 47.29 | 0.60 | 0.70 | 0.49 |
| Guinea | 44.04 | 51.37 | 36.55 | 50.50 | 49.63 | 51.37 | 0.90 | 0.67 | 1.21 |
| Guinea-Bissau | 57.26 | 62.20 | 52.19 | 60.88 | 63.27 | 58.46 | 0.53 | 0.46 | 0.63 |
| Guyana | 109.23 | 90.24 | 128.83 | 132.79 | 108.81 | 156.54 | 0.19 | 0.23 | 0.16 |
| Haiti | 129.66 | 140.11 | 118.89 | 102.20 | 109.45 | 94.80 | 0.28 | 0.24 | 0.32 |
| Honduras | 71.89 | 72.16 | 71.63 | 115.05 | 122.85 | 107.25 | 0.66 | 0.64 | 0.68 |
| Hungary | 379.03 | 349.03 | 411.48 | 350.62 | 377.03 | 321.50 | 0.07 | 0.14 | -0.01 |
| Iceland | 194.97 | 165.43 | 224.25 | 131.03 | 96.18 | 166.62 | -0.22 | -0.27 | -0.20 |
| India | 91.56 | 76.44 | 105.63 | 122.76 | 96.29 | 147.36 | 0.84 | 0.92 | 0.76 |
| Indonesia | 65.51 | 62.28 | 68.71 | 87.50 | 72.67 | 102.12 | 0.64 | 0.50 | 0.75 |
| Iran | 90.10 | 69.50 | 109.95 | 125.80 | 90.82 | 160.27 | 0.91 | 1.04 | 0.84 |
| Iraq | 147.26 | 145.54 | 148.96 | 122.76 | 111.66 | 133.57 | 0.02 | 0.04 | 0.00 |
| Ireland | 210.81 | 182.88 | 238.99 | 120.76 | 99.57 | 142.58 | -0.27 | -0.27 | -0.28 |
| Israel | 167.75 | 150.75 | 184.81 | 83.05 | 76.71 | 89.49 | -0.47 | -0.48 | -0.45 |
| Italy | 185.05 | 168.02 | 203.12 | 188.07 | 186.46 | 189.78 | -0.11 | -0.09 | -0.12 |
| Jamaica | 78.60 | 79.54 | 77.63 | 86.07 | 87.76 | 84.36 | -0.15 | -0.09 | -0.20 |
| Japan | 95.13 | 90.96 | 99.46 | 127.26 | 129.80 | 124.58 | -0.18 | -0.16 | -0.20 |
| Jordan | 79.58 | 71.72 | 86.69 | 47.18 | 32.39 | 61.24 | 0.01 | -0.12 | 0.08 |
| Kazakhstan | 211.46 | 224.41 | 197.71 | 239.71 | 226.76 | 253.59 | 0.13 | 0.10 | 0.18 |
| Kenya | 15.64 | 13.35 | 17.94 | 17.74 | 14.32 | 21.15 | 0.46 | 0.46 | 0.44 |
| Kiribati | 85.34 | 70.41 | 100.59 | 93.58 | 66.60 | 121.26 | 0.38 | 0.31 | 0.41 |
| Kuwait | 43.44 | 26.75 | 58.03 | 40.99 | 18.9 | 58.23 | 0.27 | -0.04 | 0.38 |
| Kyrgyzstan | 171.83 | 182.86 | 160.33 | 188.30 | 177.19 | 199.64 | 0.42 | 0.42 | 0.47 |
| Laos | 116.52 | 124.65 | 108.38 | 85.25 | 78.23 | 92.35 | 0.79 | 0.64 | 0.97 |

| | | | | | | | | | |
|----------------------------------|--------|--------|--------|--------|--------|--------|-------|-------|-------|
| Latvia | 463.26 | 477.36 | 447.02 | 444.60 | 471.04 | 413.82 | -0.03 | -0.03 | -0.03 |
| Lebanon | 190.98 | 140.80 | 242.55 | 141.74 | 119.89 | 163.37 | 0.09 | 0.10 | 0.11 |
| Lesotho | 53.05 | 46.34 | 60.15 | 96.29 | 96.54 | 96.05 | 0.03 | 0.10 | -0.04 |
| Liberia | 35.8 | 39.96 | 31.61 | 38.27 | 43.79 | 32.83 | 1.48 | 1.34 | 1.64 |
| Libya | 59.69 | 56.74 | 62.34 | 87.22 | 79.81 | 94.54 | 0.21 | 0.30 | 0.15 |
| Lithuania | 427.29 | 438.80 | 414.49 | 449.09 | 467.24 | 427.97 | -0.09 | -0.09 | -0.10 |
| Luxembourg | 223.27 | 206.50 | 240.72 | 110.66 | 108.24 | 113.08 | -0.25 | -0.25 | -0.25 |
| Macedonia | 145.68 | 113.27 | 177.71 | 184.30 | 157.48 | 211.35 | 0.08 | 0.14 | 0.04 |
| Madagascar | 51.11 | 37.68 | 64.58 | 48.06 | 36.37 | 59.83 | 0.56 | 0.62 | 0.50 |
| Malawi | 34.25 | 39.25 | 29.07 | 32.12 | 30.99 | 33.26 | 0.80 | 0.57 | 1.13 |
| Malaysia | 85.82 | 71.08 | 100.13 | 103.22 | 67.16 | 139.94 | 0.11 | 0.03 | 0.14 |
| Maldives | 65.01 | 51.15 | 78.17 | 59.75 | 37.24 | 82.13 | 1.14 | 1.11 | 1.09 |
| Mali | 49.87 | 62.07 | 37.41 | 33.54 | 41.83 | 25.41 | 0.22 | 0.22 | 0.24 |
| Malta | 191.64 | 157.43 | 227.07 | 181.41 | 163.17 | 199.80 | -0.18 | -0.14 | -0.20 |
| Marshall Islands | 73.25 | 50.86 | 94.66 | 108.77 | 82.46 | 134.17 | 0.46 | 0.51 | 0.46 |
| Mauritania | 49.01 | 52.13 | 45.87 | 34.79 | 39.32 | 30.32 | 0.33 | 0.35 | 0.27 |
| Mauritius | 165.00 | 136.00 | 194.11 | 148.11 | 129.10 | 167.60 | -0.29 | -0.29 | -0.28 |
| Mexico | 47.68 | 43.79 | 51.61 | 77.98 | 74.29 | 81.72 | 0.57 | 0.53 | 0.60 |
| Moldova | 322.09 | 344.25 | 297.78 | 352.86 | 364.69 | 340.07 | 0.16 | 0.15 | 0.17 |
| Mongolia | 133.22 | 130.03 | 136.49 | 150.23 | 125.46 | 175.50 | 0.33 | 0.33 | 0.36 |
| Montenegro | 159.55 | 145.91 | 173.31 | 221.11 | 174.18 | 269.15 | 0.12 | 0.09 | 0.14 |
| Morocco | 66.36 | 66.34 | 66.38 | 87.73 | 88.11 | 87.35 | 0.50 | 0.48 | 0.51 |
| Mozambique | 29.5 | 27.89 | 31.25 | 40.35 | 36.81 | 44.06 | 1.09 | 0.98 | 1.14 |
| Myanmar | 48.26 | 48.28 | 48.25 | 51.01 | 44.4 | 57.93 | 0.53 | 0.46 | 0.62 |
| Namibia | 64.79 | 60.35 | 69.42 | 51.43 | 47.13 | 55.96 | -0.10 | -0.06 | -0.13 |
| Nepal | 71.80 | 77.44 | 66.07 | 90.68 | 82.52 | 99.37 | 1.21 | 1.08 | 1.38 |
| Netherlands | 199.98 | 168.00 | 232.67 | 118.45 | 102.98 | 134.18 | -0.40 | -0.40 | -0.39 |
| New Zealand | 212.24 | 181.08 | 244.35 | 144.47 | 131.94 | 157.46 | -0.24 | -0.22 | -0.25 |
| Nicaragua | 30.49 | 28.26 | 32.75 | 61.59 | 61.58 | 61.60 | 1.37 | 1.55 | 1.20 |
| Niger | 28.21 | 27.46 | 28.99 | 31.6 | 28.89 | 34.26 | 1.40 | 1.28 | 1.51 |
| Nigeria | 30.61 | 34.26 | 27.02 | 21 | 18.9 | 23.01 | 0.27 | 0.08 | 0.55 |
| North Korea | 50.70 | 55.68 | 45.43 | 105.47 | 112.86 | 97.75 | 0.55 | 0.56 | 0.56 |
| Northern Mariana Islands | 32.77 | 28.2 | 36.88 | 27.68 | 17.37 | 38.07 | 0.18 | 0.08 | 0.23 |
| Norway | 304.53 | 251.13 | 359.14 | 141.56 | 137.80 | 145.27 | -0.38 | -0.34 | -0.41 |
| Oman | 52.48 | 55.36 | 50.18 | 48.79 | 49.06 | 48.66 | 0.49 | 0.49 | 0.54 |
| Pakistan | 121.53 | 109.36 | 132.83 | 156.57 | 136.24 | 175.82 | 0.64 | 0.70 | 0.60 |
| Palestine | 65.18 | 53.57 | 76.51 | 75.44 | 50.83 | 99.36 | 0.52 | 0.42 | 0.57 |
| Panama | 70.62 | 62.72 | 78.34 | 75.24 | 66.99 | 83.44 | -0.09 | -0.09 | -0.09 |
| Papua New Guinea | 71.10 | 57.73 | 83.87 | 98.75 | 88.38 | 108.71 | 0.66 | 0.77 | 0.61 |
| Paraguay | 59.38 | 58.41 | 60.34 | 81.86 | 72.53 | 90.92 | 0.07 | 0.04 | 0.10 |
| Peru | 55.79 | 53.81 | 57.77 | 46.94 | 46.7 | 47.18 | 0.28 | 0.26 | 0.30 |
| Philippines | 61.20 | 48.85 | 73.30 | 91.47 | 73.95 | 108.67 | 0.58 | 0.59 | 0.58 |
| Poland | 360.08 | 333.56 | 387.98 | 270.56 | 265.72 | 275.77 | -0.23 | -0.19 | -0.26 |
| Portugal | 170.49 | 159.22 | 182.62 | 122.55 | 118.12 | 127.27 | -0.23 | -0.21 | -0.25 |
| Puerto Rico | 172.34 | 148.51 | 197.66 | 152.80 | 153.19 | 152.39 | -0.24 | -0.26 | -0.24 |
| Qatar | 47.95 | 47.37 | 48.23 | 21.81 | 15.79 | 24.06 | -0.19 | -0.35 | -0.13 |
| Romania | 298.32 | 280.68 | 316.46 | 363.89 | 347.88 | 380.92 | -0.01 | 0.00 | -0.02 |
| Russia | 340.45 | 371.24 | 305.49 | 439.32 | 436.68 | 442.42 | 0.06 | 0.03 | 0.11 |
| Rwanda | 40.05 | 37.8 | 42.38 | 29.94 | 27.39 | 32.71 | 0.68 | 0.64 | 0.69 |
| Saint Lucia | 104.93 | 96.53 | 113.58 | 97.27 | 99.32 | 95.14 | -0.13 | -0.07 | -0.19 |
| Saint Vincent and the Grenadines | 117.12 | 130.48 | 103.63 | 142.56 | 147.13 | 138.07 | 0.01 | 0.04 | 0.01 |
| Samoa | 76.56 | 58.69 | 93.03 | 101.21 | 108.61 | 94.26 | 0.25 | 0.39 | 0.18 |
| Sao Tome and Principe | 53.41 | 61.36 | 45.31 | 48.2 | 60.16 | 36.14 | 0.44 | 0.51 | 0.31 |
| Saudi Arabia | 48.92 | 47.55 | 50.00 | 49.79 | 36.62 | 59.90 | 0.68 | 0.52 | 0.79 |
| Senegal | 34.6 | 32.1 | 37.12 | 41.07 | 40.91 | 41.23 | 1.03 | 1.13 | 0.92 |
| Serbia | 221.53 | 209.00 | 234.41 | 281.67 | 278.67 | 284.80 | -0.02 | 0.00 | -0.04 |
| Seychelles | 130.70 | 112.01 | 149.47 | 105.85 | 98.65 | 112.86 | -0.11 | -0.06 | -0.15 |
| Sierra Leone | 38.72 | 28.92 | 48.73 | 43.38 | 44.55 | 42.19 | 0.80 | 1.32 | 0.52 |
| Singapore | 105.88 | 90.98 | 120.38 | 100.27 | 90.59 | 110.30 | -0.18 | -0.21 | -0.14 |
| Slovakia | 377.18 | 351.84 | 403.73 | 292.75 | 312.92 | 271.46 | -0.10 | -0.06 | -0.16 |
| Slovenia | 176.76 | 172.14 | 181.66 | 172.48 | 186.46 | 158.25 | -0.02 | 0.01 | -0.07 |
| Solomon Islands | 95.89 | 72.84 | 117.71 | 116.39 | 93.04 | 139.01 | 0.40 | 0.42 | 0.41 |
| Somalia | 46.73 | 41.52 | 52.04 | 40.13 | 37.6 | 42.68 | 0.29 | 0.36 | 0.25 |
| South Africa | 77.15 | 95.58 | 58.30 | 83.98 | 92.60 | 75.06 | -0.07 | -0.14 | 0.06 |
| South Korea | 81.20 | 83.25 | 79.15 | 59.74 | 65.08 | 54.34 | -0.36 | -0.33 | -0.39 |
| South Sudan | 35.55 | 33.24 | 37.87 | 41.91 | 43.09 | 40.73 | 0.79 | 0.95 | 0.66 |
| Spain | 164.65 | 153.47 | 176.29 | 124.67 | 122.61 | 126.78 | -0.23 | -0.23 | -0.23 |
| Sri Lanka | 112.62 | 79.51 | 145.09 | 114.88 | 89.80 | 141.84 | 0.09 | 0.08 | 0.10 |
| Sudan | 115.64 | 105.96 | 125.25 | 100.51 | 89.26 | 111.67 | 0.52 | 0.52 | 0.52 |
| Suriname | 102.80 | 93.47 | 111.84 | 95.32 | 82.93 | 107.67 | -0.15 | -0.15 | -0.14 |

| | | | | | | | | | |
|--------------------------|--------|--------|--------|--------|--------|--------|-------|-------|-------|
| Swaziland | 43.27 | 41.16 | 45.63 | 75.96 | 73.69 | 78.28 | 0.11 | 0.09 | 0.11 |
| Sweden | 357.09 | 314.21 | 401.01 | 220.49 | 214.28 | 226.71 | -0.27 | -0.25 | -0.29 |
| Switzerland | 213.24 | 197.91 | 229.30 | 145.59 | 140.27 | 151.04 | -0.20 | -0.21 | -0.19 |
| Syria | 104.82 | 93.34 | 115.93 | 114.80 | 98.98 | 130.23 | -0.17 | 0.07 | -0.29 |
| Taiwan | 65.94 | 48.64 | 82.01 | 81.83 | 67.84 | 95.87 | -0.07 | 0.04 | -0.13 |
| Tajikistan | 143.89 | 146.25 | 141.49 | 109.13 | 97.22 | 120.76 | 0.41 | 0.33 | 0.49 |
| Tanzania | 36.54 | 34.21 | 38.91 | 37.74 | 34.57 | 40.95 | 0.73 | 0.71 | 0.71 |
| Thailand | 68.39 | 56.61 | 80.40 | 90.43 | 72.68 | 108.70 | -0.16 | -0.13 | -0.18 |
| The Bahamas | 87.78 | 79.71 | 95.96 | 101.92 | 96.57 | 107.50 | 0.01 | -0.02 | 0.03 |
| The Gambia | 34.31 | 35.69 | 32.94 | 29.25 | 26.47 | 32.09 | 0.56 | 0.54 | 0.66 |
| Timor-Leste | 43.64 | 42.74 | 44.51 | 58.31 | 60.50 | 56.18 | 1.81 | 1.94 | 1.70 |
| Togo | 41.03 | 42.01 | 40.03 | 43.85 | 35.39 | 52.50 | 0.47 | 0.29 | 0.63 |
| Tonga | 74.78 | 57.70 | 91.44 | 100.35 | 79.13 | 121.45 | 0.22 | 0.26 | 0.19 |
| Trinidad and Tobago | 147.52 | 133.09 | 162.05 | 168.36 | 146.66 | 190.63 | -0.06 | -0.04 | -0.07 |
| Tunisia | 51.39 | 41.29 | 61.37 | 72.68 | 57.59 | 88.12 | 0.41 | 0.46 | 0.38 |
| Turkey | 151.03 | 119.77 | 183.06 | 80.04 | 65.92 | 94.66 | -0.08 | -0.03 | -0.11 |
| Turkmenistan | 186.04 | 184.75 | 187.37 | 197.72 | 178.48 | 217.61 | 0.49 | 0.46 | 0.52 |
| Uganda | 24.29 | 23.82 | 24.77 | 25.98 | 22.43 | 29.53 | 1.07 | 0.90 | 1.20 |
| Ukraine | 448.49 | 498.85 | 389.89 | 721.22 | 757.88 | 677.91 | 0.30 | 0.29 | 0.35 |
| United Arab Emirates | 50.64 | 38.73 | 56.82 | 56.84 | 23.74 | 68.90 | 0.45 | 0.10 | 0.47 |
| United Kingdom | 308.79 | 274.36 | 345.20 | 153.15 | 132.52 | 174.29 | -0.40 | -0.42 | -0.38 |
| United States | 236.27 | 221.24 | 252.07 | 164.46 | 153.49 | 175.80 | -0.28 | -0.31 | -0.25 |
| Uruguay | 209.46 | 186.11 | 234.26 | 149.08 | 150.66 | 147.38 | -0.36 | -0.36 | -0.36 |
| Uzbekistan | 174.28 | 183.24 | 165.12 | 195.74 | 187.87 | 203.88 | 0.31 | 0.28 | 0.36 |
| Vanuatu | 116.04 | 79.46 | 150.62 | 137.94 | 105.41 | 169.67 | 0.29 | 0.34 | 0.28 |
| Venezuela | 79.46 | 70.09 | 88.69 | 100.75 | 85.85 | 115.77 | 0.03 | 0.05 | 0.01 |
| Vietnam | 63.40 | 69.17 | 57.45 | 78.66 | 81.27 | 76.00 | 0.30 | 0.25 | 0.37 |
| Virgin Islands, U.S. | 132.40 | 117.04 | 148.66 | 285.85 | 247.42 | 328.10 | 0.01 | -0.01 | 0.02 |
| Yemen | 121.20 | 131.80 | 110.41 | 104.53 | 105.23 | 103.85 | 0.65 | 0.58 | 0.75 |
| Zambia | 34.89 | 42.15 | 27.52 | 54.74 | 48.03 | 61.48 | 1.24 | 0.76 | 1.99 |
| Zimbabwe | 29.05 | 37.88 | 20.14 | 36.15 | 40.14 | 32.05 | 0.02 | -0.12 | 0.28 |
| Ischemic stroke | | | | | | | | | |
| Afghanistan | 35.84 | 48.91 | 23.4 | 44.60 | 58.87 | 31.2 | 0.77 | 0.79 | 0.83 |
| Albania | 15.04 | 16.26 | 13.87 | 27.59 | 28.05 | 27.12 | 0.34 | 0.28 | 0.40 |
| Algeria | 19.45 | 21.72 | 17.23 | 32.03 | 35.19 | 28.91 | 0.79 | 0.76 | 0.84 |
| American Samoa | 17.34 | 14.57 | 19.95 | 11.08 | 12.12 | 10.05 | -0.20 | -0.17 | -0.25 |
| Andorra | 40 | 43.45 | 36.37 | 39.24 | 40.57 | 37.85 | -0.19 | -0.19 | -0.17 |
| Angola | 21 | 26.25 | 15.62 | 16.21 | 21.22 | 11.13 | 0.61 | 0.62 | 0.57 |
| Antigua and Barbuda | 58.24 | 68.59 | 47.17 | 29.56 | 33.37 | 25.4 | -0.44 | -0.44 | -0.42 |
| Argentina | 54.97 | 54.79 | 55.16 | 31.5 | 35.76 | 27.06 | -0.44 | -0.43 | -0.47 |
| Armenia | 49.13 | 57.82 | 39.91 | 75.23 | 80.06 | 69.67 | 0.16 | 0.06 | 0.31 |
| Australia | 38.73 | 45.09 | 32.34 | 30.18 | 35.17 | 25.18 | -0.18 | -0.21 | -0.15 |
| Austria | 94.68 | 117.45 | 69.87 | 40.29 | 49.83 | 30.27 | -0.52 | -0.52 | -0.51 |
| Azerbaijan | 23.23 | 26.54 | 19.76 | 24.34 | 23.78 | 24.91 | 0.29 | 0.18 | 0.49 |
| Bahrain | 8.18 | 10.23 | 6.67 | 5.45 | 7.26 | 4.34 | 0.15 | 0.18 | 0.16 |
| Bangladesh | 24.42 | 28.21 | 20.8 | 44.42 | 46.36 | 42.51 | 2.11 | 2.20 | 2.16 |
| Barbados | 72.05 | 83 | 60.26 | 54 | 63.34 | 43.84 | -0.38 | -0.39 | -0.38 |
| Belarus | 121.03 | 149.48 | 88.81 | 161.62 | 185.55 | 133.87 | -0.03 | -0.03 | 0.02 |
| Belgium | 70.67 | 86.38 | 54.22 | 42.51 | 50.27 | 34.45 | -0.37 | -0.40 | -0.33 |
| Belize | 23.29 | 25.28 | 21.34 | 15.34 | 14.34 | 16.34 | -0.28 | -0.28 | -0.24 |
| Benin | 17.07 | 21.3 | 12.57 | 17.78 | 21.73 | 13.81 | 0.75 | 0.74 | 0.81 |
| Bermuda | 35.95 | 37.23 | 34.65 | 25.78 | 27.15 | 24.39 | -0.15 | -0.19 | -0.14 |
| Bhutan | 12.98 | 13.93 | 12.11 | 17.51 | 16.44 | 18.42 | 1.42 | 1.51 | 1.42 |
| Bolivia | 22 | 25.56 | 18.46 | 27.11 | 31.64 | 22.6 | 0.87 | 0.82 | 0.93 |
| Bosnia and Herzegovina | 51.21 | 60.05 | 42.37 | 116.31 | 126.21 | 106.33 | 0.74 | 0.54 | 1.01 |
| Botswana | 16.4 | 20.85 | 11.85 | 23.37 | 28.17 | 18.55 | -0.04 | -0.02 | 0.02 |
| Brazil | 20.78 | 19.7 | 21.88 | 22.79 | 21.71 | 23.9 | 0.02 | -0.01 | 0.03 |
| Brunei | 13.7 | 14.13 | 13.31 | 14.21 | 14.49 | 13.94 | -0.06 | -0.07 | -0.06 |
| Bulgaria | 132.79 | 139.97 | 125.41 | 180.36 | 198.62 | 161.20 | 0.11 | 0.10 | 0.09 |
| Burkina Faso | 11.01 | 13.41 | 8.51 | 9.51 | 12.6 | 6.38 | 0.59 | 0.68 | 0.42 |
| Burundi | 35.86 | 44.79 | 26.61 | 16.04 | 19.47 | 12.55 | 0.03 | 0.03 | 0.06 |
| Cambodia | 18.4 | 22.7 | 13.79 | 22.42 | 23.8 | 20.96 | 1.37 | 1.20 | 1.82 |
| Cameroon | 19.32 | 23.83 | 14.76 | 21.54 | 25.7 | 17.38 | 0.37 | 0.35 | 0.41 |
| Canada | 37.51 | 42.61 | 32.32 | 34.8 | 40.12 | 29.4 | -0.16 | -0.20 | -0.12 |
| Cape Verde | 33.9 | 36.77 | 30.72 | 32.91 | 37.04 | 28.66 | 0.24 | 0.30 | 0.21 |
| Central African Republic | 38.27 | 46.06 | 30.22 | 37.9 | 45.55 | 30.04 | 0.12 | 0.10 | 0.14 |
| Chad | 16.57 | 21.16 | 11.91 | 16.59 | 20.57 | 12.62 | 0.41 | 0.38 | 0.47 |
| Chile | 45.87 | 46.81 | 44.9 | 41.06 | 45.96 | 36.03 | -0.18 | -0.19 | -0.19 |
| China | 34.32 | 34.4 | 34.24 | 55.08 | 47.39 | 62.32 | 0.81 | 0.84 | 0.84 |
| Colombia | 14.85 | 15.81 | 13.88 | 13.08 | 14.1 | 12.02 | -0.04 | -0.11 | 0.00 |

| | | | | | | | | | |
|----------------------------------|--------|--------|--------|--------|--------|--------|-------|-------|-------|
| Comoros | 21.66 | 27.67 | 15.68 | 12.94 | 16.57 | 9.38 | 0.26 | 0.27 | 0.29 |
| Congo | 35.34 | 45.12 | 25.5 | 27.09 | 39.85 | 14.35 | 0.13 | 0.10 | -0.01 |
| Costa Rica | 15.77 | 16.54 | 15 | 14.5 | 15.66 | 13.34 | -0.26 | -0.25 | -0.27 |
| Cote d'Ivoire | 16.97 | 19.54 | 14.59 | 18.56 | 20.67 | 16.52 | 0.43 | 0.42 | 0.43 |
| Croatia | 101.85 | 115.17 | 87.70 | 112.36 | 133.79 | 89.36 | -0.03 | -0.05 | -0.04 |
| Cuba | 42.3 | 44.16 | 40.47 | 62.27 | 67.88 | 56.71 | 0.08 | 0.08 | 0.07 |
| Cyprus | 52.17 | 50.2 | 54.18 | 24.85 | 23.72 | 26.06 | -0.36 | -0.33 | -0.38 |
| Czech Republic | 149.73 | 176.07 | 121.80 | 86.42 | 105.87 | 66.35 | -0.31 | -0.30 | -0.33 |
| Democratic Republic of the Congo | 18.65 | 26.22 | 10.89 | 19.15 | 24.22 | 14.06 | 0.60 | 0.48 | 0.98 |
| Denmark | 64.98 | 74.19 | 55.5 | 40.91 | 45.99 | 35.76 | -0.21 | -0.23 | -0.19 |
| Djibouti | 14.3 | 15.8 | 12.81 | 20.43 | 22.43 | 18.45 | 0.61 | 0.68 | 0.59 |
| Dominica | 32.53 | 38.94 | 26.07 | 38.16 | 42.82 | 33.43 | -0.11 | -0.06 | -0.13 |
| Dominican Republic | 18.89 | 18.13 | 19.64 | 31.88 | 32.11 | 31.66 | 0.46 | 0.52 | 0.40 |
| Ecuador | 17.78 | 17.19 | 18.36 | 19.57 | 19.23 | 19.91 | 0.10 | 0.12 | 0.08 |
| Egypt | 28.09 | 32.28 | 23.92 | 23.5 | 26.01 | 21.04 | 0.17 | 0.23 | 0.16 |
| El Salvador | 18.58 | 18.29 | 18.87 | 13.88 | 13.96 | 13.8 | -0.20 | -0.22 | -0.21 |
| Equatorial Guinea | 44.22 | 56.85 | 32.13 | 15.31 | 18.91 | 11.89 | -0.27 | -0.27 | -0.23 |
| Eritrea | 15.85 | 21.38 | 10.26 | 17.36 | 24.21 | 10.54 | 0.71 | 0.68 | 0.69 |
| Estonia | 185.08 | 228.48 | 135.69 | 101.77 | 125.82 | 73.54 | -0.41 | -0.45 | -0.38 |
| Ethiopia | 24.97 | 27.96 | 21.96 | 17.46 | 20.08 | 14.83 | 1.05 | 1.07 | 1.02 |
| Federated States of Micronesia | 29.46 | 25.52 | 33.24 | 28.57 | 25.99 | 31.03 | 0.09 | 0.12 | 0.08 |
| Fiji | 24.22 | 22.73 | 25.66 | 27.27 | 27.51 | 27.04 | -0.21 | -0.22 | -0.22 |
| Finland | 84.99 | 105.98 | 62.72 | 60.65 | 74.01 | 46.88 | -0.27 | -0.30 | -0.22 |
| France | 51.52 | 60.79 | 41.75 | 38.09 | 44.65 | 31.1 | -0.29 | -0.30 | -0.27 |
| Gabon | 39.41 | 45.58 | 32.98 | 28.53 | 37.94 | 19.33 | 0.14 | 0.25 | -0.02 |
| Georgia | 78.19 | 82.85 | 73.06 | 108.83 | 104.11 | 114.00 | 0.08 | 0.06 | 0.13 |
| Germany | 90.09 | 112.80 | 65.7 | 54.86 | 65.31 | 44.05 | -0.38 | -0.39 | -0.33 |
| Ghana | 21.4 | 35.22 | 8.02 | 26.86 | 39.71 | 13.88 | 0.87 | 0.79 | 1.41 |
| Greece | 102.09 | 121.44 | 82.25 | 95.55 | 116.27 | 73.81 | -0.23 | -0.24 | -0.24 |
| Greenland | 17.23 | 18.09 | 16.48 | 15.93 | 12.62 | 18.8 | 0.10 | -0.08 | 0.29 |
| Grenada | 67.17 | 78.74 | 55.29 | 46.76 | 57.63 | 35.95 | -0.31 | -0.28 | -0.35 |
| Guam | 17.91 | 17.97 | 17.86 | 36.96 | 38.38 | 35.58 | 0.08 | 0.06 | 0.07 |
| Guatemala | 8.81 | 9.05 | 8.57 | 11.55 | 12.86 | 10.17 | 0.94 | 1.06 | 0.78 |
| Guinea | 18.69 | 26.62 | 10.58 | 20.9 | 27.25 | 14.57 | 0.87 | 0.78 | 1.18 |
| Guinea-Bissau | 23.11 | 30.26 | 15.8 | 22.85 | 29.2 | 16.42 | 0.44 | 0.40 | 0.51 |
| Guyana | 52.13 | 50.28 | 54.04 | 38.67 | 36.14 | 41.18 | -0.27 | -0.27 | -0.27 |
| Haiti | 52.70 | 69.17 | 35.74 | 42.47 | 54.87 | 29.8 | 0.31 | 0.26 | 0.39 |
| Honduras | 17.48 | 18.28 | 16.68 | 30.17 | 32.75 | 27.59 | 0.80 | 0.73 | 0.86 |
| Hungary | 149.10 | 166.50 | 130.27 | 103.17 | 120.72 | 83.82 | -0.20 | -0.23 | -0.19 |
| Iceland | 37.69 | 41.9 | 33.51 | 25.53 | 26.21 | 24.83 | -0.22 | -0.21 | -0.20 |
| India | 24.17 | 24.8 | 23.58 | 28.1 | 26.52 | 29.58 | 0.60 | 0.65 | 0.58 |
| Indonesia | 22.82 | 26.76 | 18.9 | 36.15 | 41.23 | 31.13 | 0.95 | 1.01 | 0.95 |
| Iran | 21.21 | 18.83 | 23.49 | 28.78 | 24.25 | 33.24 | 0.86 | 1.04 | 0.79 |
| Iraq | 35.48 | 40.72 | 30.35 | 28.18 | 30.91 | 25.51 | -0.03 | 0.04 | -0.06 |
| Ireland | 41.27 | 49.24 | 33.23 | 22.94 | 26.14 | 19.64 | -0.29 | -0.29 | -0.28 |
| Israel | 32.77 | 35.02 | 30.51 | 21.5 | 24.45 | 18.5 | -0.29 | -0.28 | -0.31 |
| Italy | 79.58 | 89.85 | 68.69 | 62.35 | 75.04 | 48.86 | -0.31 | -0.31 | -0.33 |
| Jamaica | 60.57 | 72.23 | 48.61 | 58.53 | 67.19 | 49.79 | -0.25 | -0.24 | -0.24 |
| Japan | 67.65 | 72.39 | 62.75 | 80.73 | 87.64 | 73.45 | -0.27 | -0.29 | -0.26 |
| Jordan | 30.9 | 34.58 | 27.58 | 17.94 | 17.94 | 17.94 | -0.01 | 0.01 | 0.00 |
| Kazakhstan | 77.11 | 95.32 | 57.76 | 74.41 | 77.80 | 70.77 | -0.04 | -0.11 | 0.13 |
| Kenya | 10.34 | 12.3 | 8.37 | 9.85 | 10.9 | 8.8 | 0.23 | 0.21 | 0.29 |
| Kiribati | 42.60 | 33.11 | 52.29 | 45.66 | 32.2 | 59.46 | 0.35 | 0.35 | 0.33 |
| Kuwait | 4.83 | 5.2 | 4.5 | 7.54 | 6.69 | 8.21 | 1.11 | 0.75 | 1.52 |
| Kyrgyzstan | 68.46 | 80.84 | 55.55 | 48.4 | 44.89 | 51.97 | -0.08 | -0.18 | 0.11 |
| Laos | 25.7 | 32.02 | 19.37 | 20.11 | 22.26 | 17.94 | 0.94 | 0.88 | 1.15 |
| Latvia | 198.62 | 243.55 | 146.86 | 187.39 | 234.41 | 132.62 | -0.04 | -0.05 | -0.05 |
| Lebanon | 27.46 | 37.6 | 17.03 | 22.9 | 33.25 | 12.65 | 0.24 | 0.15 | 0.24 |
| Lesotho | 25.24 | 28.21 | 22.08 | 39.95 | 49.81 | 29.9 | -0.10 | -0.05 | -0.18 |
| Liberia | 15.35 | 19.79 | 10.9 | 15.87 | 21.06 | 10.76 | 1.40 | 1.28 | 1.51 |
| Libya | 11.46 | 13.47 | 9.65 | 21.21 | 23.33 | 19.11 | 0.54 | 0.61 | 0.51 |
| Lithuania | 97.44 | 116.46 | 76.27 | 127.92 | 153.38 | 98.30 | 0.14 | 0.13 | 0.13 |
| Luxembourg | 86.73 | 103.45 | 69.32 | 28.76 | 35.33 | 22.15 | -0.50 | -0.51 | -0.49 |
| Macedonia | 91.10 | 91.04 | 91.15 | 122.05 | 128.59 | 115.46 | 0.14 | 0.16 | 0.11 |
| Madagascar | 24.88 | 29.27 | 20.48 | 24 | 29.06 | 18.91 | 0.61 | 0.68 | 0.52 |
| Malawi | 12.32 | 16.17 | 8.34 | 11.91 | 14.19 | 9.63 | 0.87 | 0.77 | 1.16 |
| Malaysia | 16.28 | 16.99 | 15.6 | 18 | 15.83 | 20.2 | 0.02 | 0.03 | 0.06 |
| Maldives | 9.66 | 7.81 | 11.42 | 9.59 | 6.54 | 12.62 | 1.32 | 1.46 | 1.21 |
| Mali | 22.46 | 31 | 13.74 | 14.33 | 20.36 | 8.41 | 0.17 | 0.20 | 0.12 |
| Malta | 38.31 | 39.55 | 37.04 | 33.51 | 37.93 | 29.06 | -0.24 | -0.21 | -0.29 |

| | | | | | | | | | |
|----------------------------------|--------|--------|--------|--------|--------|--------|-------|-------|-------|
| Marshall Islands | 21.27 | 17.94 | 24.45 | 23.78 | 21.47 | 26 | 0.10 | 0.13 | 0.10 |
| Mauritania | 18.66 | 25.17 | 12.1 | 14.45 | 20.55 | 8.43 | 0.46 | 0.47 | 0.36 |
| Mauritius | 30.08 | 30.35 | 29.81 | 28.26 | 29.53 | 26.97 | -0.25 | -0.27 | -0.24 |
| Mexico | 12.34 | 13.02 | 11.65 | 14.68 | 16.14 | 13.21 | 0.14 | 0.12 | 0.15 |
| Moldova | 85.57 | 96.93 | 73.10 | 81.93 | 88.38 | 74.96 | 0.01 | -0.01 | 0.05 |
| Mongolia | 9.79 | 11.91 | 7.61 | 13.03 | 12.43 | 13.65 | 0.59 | 0.46 | 0.93 |
| Montenegro | 27.27 | 34.11 | 20.37 | 42.88 | 45.17 | 40.54 | 0.30 | 0.25 | 0.48 |
| Morocco | 23.43 | 27.25 | 19.6 | 32.76 | 38.5 | 26.89 | 0.59 | 0.59 | 0.59 |
| Mozambique | 19.17 | 21.03 | 17.15 | 22.53 | 24.71 | 20.25 | 0.81 | 0.83 | 0.81 |
| Myanmar | 31.98 | 33.63 | 30.27 | 35.42 | 32.63 | 38.34 | 0.61 | 0.56 | 0.72 |
| Namibia | 22.14 | 26.48 | 17.62 | 17.11 | 18.16 | 15.99 | -0.11 | -0.17 | -0.01 |
| Nepal | 15.62 | 16.69 | 14.54 | 20.89 | 18.69 | 23.23 | 1.37 | 1.24 | 1.55 |
| Netherlands | 46.32 | 54.96 | 37.48 | 33.47 | 39.4 | 27.44 | -0.27 | -0.30 | -0.23 |
| New Zealand | 36.34 | 41.25 | 31.29 | 30.36 | 35.61 | 24.92 | -0.07 | -0.08 | -0.08 |
| Nicaragua | 10.71 | 10.84 | 10.57 | 13.24 | 13.88 | 12.58 | 0.45 | 0.51 | 0.40 |
| Niger | 11.89 | 14.88 | 8.8 | 13.61 | 15.94 | 11.31 | 1.47 | 1.36 | 1.73 |
| Nigeria | 14.85 | 19.32 | 10.47 | 9.07 | 10.43 | 7.76 | 0.13 | 0.06 | 0.34 |
| North Korea | 27.08 | 32.88 | 20.94 | 61.53 | 68.76 | 53.98 | 0.69 | 0.62 | 0.87 |
| Northern Mariana Islands | 10.12 | 10.34 | 9.91 | 5.37 | 3.88 | 6.87 | -0.25 | -0.34 | -0.17 |
| Norway | 72.44 | 82.96 | 61.69 | 35.88 | 44.05 | 27.8 | -0.34 | -0.36 | -0.34 |
| Oman | 2.41 | 3.01 | 1.93 | 5.31 | 7.4 | 4.25 | 2.66 | 3.48 | 2.56 |
| Pakistan | 24.76 | 22.39 | 26.96 | 28.56 | 24.61 | 32.3 | 0.48 | 0.53 | 0.46 |
| Palestine | 6.68 | 7.69 | 5.69 | 12.53 | 12.57 | 12.5 | 1.49 | 1.49 | 1.67 |
| Panama | 25.7 | 24.86 | 26.52 | 24.38 | 23.48 | 25.28 | -0.19 | -0.20 | -0.19 |
| Papua New Guinea | 26.27 | 28.94 | 23.73 | 27.88 | 32.79 | 23.17 | 0.27 | 0.32 | 0.21 |
| Paraguay | 16.57 | 17.69 | 15.48 | 17.79 | 18.02 | 17.56 | -0.16 | -0.14 | -0.17 |
| Peru | 17.88 | 18.83 | 16.93 | 11.53 | 12.49 | 10.58 | -0.01 | -0.03 | 0.00 |
| Philippines | 10.8 | 10.67 | 10.94 | 17.34 | 17.27 | 17.4 | 0.70 | 0.70 | 0.70 |
| Poland | 79.26 | 101.50 | 55.87 | 76.88 | 92.5 | 60.07 | 0.00 | -0.07 | 0.12 |
| Portugal | 148.85 | 164.40 | 132.13 | 76.78 | 86.95 | 65.94 | -0.45 | -0.44 | -0.47 |
| Puerto Rico | 29.49 | 29.97 | 28.98 | 29 | 33.83 | 23.8 | -0.16 | -0.19 | -0.19 |
| Qatar | 6.15 | 9.02 | 4.73 | 2.91 | 4.26 | 2.4 | -0.15 | -0.07 | -0.11 |
| Romania | 111.18 | 123.29 | 98.72 | 153.85 | 167.61 | 139.21 | 0.12 | 0.10 | 0.14 |
| Russia | 180.24 | 229.73 | 124.05 | 191.91 | 226.72 | 151.03 | -0.12 | -0.13 | -0.07 |
| Rwanda | 23.36 | 29.51 | 16.98 | 14.4 | 16.65 | 11.96 | 0.39 | 0.29 | 0.57 |
| Saint Lucia | 58.28 | 67.32 | 48.97 | 51.93 | 62.68 | 40.77 | -0.16 | -0.16 | -0.19 |
| Saint Vincent and the Grenadines | 43.14 | 55.09 | 31.08 | 41.22 | 48.39 | 34.18 | -0.21 | -0.19 | -0.17 |
| Samoa | 22.69 | 19.36 | 25.76 | 24.06 | 25.8 | 22.42 | 0.00 | 0.01 | 0.02 |
| Sao Tome and Principe | 28.86 | 37.16 | 20.41 | 26.81 | 35.33 | 18.23 | 0.49 | 0.47 | 0.48 |
| Saudi Arabia | 12.09 | 13.46 | 11.02 | 12.69 | 13.1 | 12.38 | 0.74 | 0.94 | 0.68 |
| Senegal | 15.79 | 19.42 | 12.12 | 19.38 | 25.25 | 13.3 | 1.12 | 1.19 | 0.93 |
| Serbia | 117.68 | 132.24 | 102.72 | 172.33 | 195.93 | 147.57 | 0.13 | 0.11 | 0.14 |
| Seychelles | 33.66 | 36.63 | 30.69 | 22.23 | 23.99 | 20.51 | -0.27 | -0.30 | -0.24 |
| Sierra Leone | 14.01 | 13.77 | 14.25 | 17.41 | 21.57 | 13.18 | 1.00 | 1.38 | 0.62 |
| Singapore | 32.54 | 37.02 | 28.17 | 32.59 | 39.76 | 25.16 | -0.13 | -0.15 | -0.16 |
| Slovakia | 76.03 | 85.88 | 65.73 | 66.77 | 76.81 | 56.17 | 0.02 | -0.05 | 0.07 |
| Slovenia | 95.50 | 109.61 | 80.53 | 62.88 | 75.58 | 49.95 | -0.34 | -0.35 | -0.34 |
| Solomon Islands | 32.03 | 29.02 | 34.87 | 31.23 | 30.42 | 32.02 | 0.13 | 0.18 | 0.10 |
| Somalia | 27.62 | 33.06 | 22.08 | 19.65 | 23.16 | 16.1 | 0.08 | 0.06 | 0.11 |
| South Africa | 30.82 | 42.2 | 19.17 | 33.07 | 42.85 | 22.96 | -0.08 | -0.10 | -0.01 |
| South Korea | 61.02 | 69.23 | 52.84 | 54.76 | 62 | 47.44 | -0.22 | -0.24 | -0.21 |
| South Sudan | 16.4 | 20.93 | 11.83 | 17.85 | 22.76 | 12.94 | 0.65 | 0.65 | 0.67 |
| Spain | 73.7 | 86.71 | 60.15 | 38.54 | 46.89 | 29.98 | -0.47 | -0.48 | -0.46 |
| Sri Lanka | 12.93 | 11.34 | 14.48 | 39.1 | 38.16 | 40.1 | 2.23 | 2.22 | 2.12 |
| Sudan | 30.38 | 35.04 | 25.76 | 30.26 | 33 | 27.55 | 0.76 | 0.73 | 0.84 |
| Suriname | 34.81 | 39.06 | 30.71 | 41.28 | 45.9 | 36.67 | 0.09 | 0.12 | 0.06 |
| Swaziland | 17.93 | 21.31 | 14.14 | 27.36 | 33.21 | 21.39 | -0.03 | -0.04 | -0.01 |
| Sweden | 73.46 | 84.68 | 61.97 | 52.69 | 63.59 | 41.77 | -0.16 | -0.17 | -0.15 |
| Switzerland | 57.01 | 65.72 | 47.89 | 30.74 | 36.34 | 25.01 | -0.37 | -0.38 | -0.35 |
| Syria | 26.28 | 26.9 | 25.68 | 23.08 | 23.64 | 22.54 | -0.33 | -0.11 | -0.44 |
| Taiwan | 32.64 | 29.85 | 35.23 | 32.06 | 29.34 | 34.78 | -0.26 | -0.26 | -0.26 |
| Tajikistan | 35.13 | 37.69 | 32.53 | 25.54 | 24.6 | 26.46 | 0.35 | 0.32 | 0.43 |
| Tanzania | 14.32 | 17.25 | 11.34 | 14.62 | 15.92 | 13.29 | 0.72 | 0.59 | 0.92 |
| Thailand | 12.23 | 13.93 | 10.5 | 25.34 | 24.86 | 25.83 | 0.33 | 0.22 | 0.51 |
| The Bahamas | 29.17 | 33.2 | 25.08 | 31.41 | 37.01 | 25.57 | -0.07 | -0.10 | -0.06 |
| The Gambia | 13.78 | 17.81 | 9.82 | 12.16 | 13.98 | 10.31 | 0.62 | 0.63 | 0.78 |
| Timor-Leste | 9.88 | 12.22 | 7.6 | 16.15 | 20.03 | 12.4 | 2.50 | 2.53 | 2.56 |
| Togo | 18.1 | 23.47 | 12.6 | 16.88 | 19.17 | 14.54 | 0.29 | 0.26 | 0.45 |
| Tonga | 21.5 | 25.21 | 17.88 | 26.82 | 31.4 | 22.27 | 0.13 | 0.15 | 0.12 |
| Trinidad and Tobago | 46.51 | 48.97 | 44.02 | 39.6 | 41.04 | 38.13 | -0.30 | -0.27 | -0.32 |

| | | | | | | | | | |
|------------------------------------------------------|--------|--------|--------|--------|--------|--------|-------|-------|-------|
| Tunisia | 28.41 | 26 | 30.79 | 38.08 | 36.98 | 39.21 | 0.34 | 0.50 | 0.23 |
| Turkey | 22.87 | 27.75 | 17.86 | 22.98 | 25.28 | 20.6 | 0.75 | 0.61 | 1.00 |
| Turkmenistan | 7.49 | 9.27 | 5.65 | 7.85 | 9.06 | 6.6 | 0.48 | 0.50 | 0.55 |
| Uganda | 17.83 | 22 | 13.61 | 13.52 | 14.45 | 12.59 | 0.48 | 0.34 | 0.73 |
| Ukraine | 172.90 | 214.85 | 124.08 | 155.84 | 184.53 | 121.96 | -0.27 | -0.27 | -0.24 |
| United Arab Emirates | 10.85 | 12.68 | 9.9 | 9.36 | 8.31 | 9.75 | 0.12 | 0.16 | 0.20 |
| United Kingdom | 75.67 | 92.25 | 58.13 | 44.46 | 52.47 | 36.25 | -0.29 | -0.32 | -0.23 |
| United States | 41.67 | 49.14 | 33.81 | 34.39 | 40.11 | 28.48 | -0.15 | -0.19 | -0.10 |
| Uruguay | 88.28 | 97.75 | 78.21 | 79.11 | 100.71 | 55.97 | -0.19 | -0.18 | -0.27 |
| Uzbekistan | 37.1 | 39.88 | 34.26 | 37.71 | 36.36 | 39.1 | 0.19 | 0.15 | 0.26 |
| Vanuatu | 38.7 | 32.58 | 44.48 | 35.72 | 34.38 | 37.03 | 0.00 | 0.08 | -0.05 |
| Venezuela | 18.8 | 19.87 | 17.75 | 16.92 | 18.47 | 15.36 | -0.27 | -0.20 | -0.33 |
| Vietnam | 35.31 | 40.89 | 29.57 | 52.7 | 59.14 | 46.13 | 0.57 | 0.57 | 0.62 |
| Virgin Islands, U.S. | 20.29 | 20.63 | 19.94 | 43.24 | 43.63 | 42.82 | 0.00 | -0.01 | 0.00 |
| Yemen | 25.2 | 31.99 | 18.29 | 27.13 | 32.64 | 21.74 | 1.09 | 1.09 | 1.22 |
| Zambia | 12.61 | 17.9 | 7.22 | 15.62 | 18.04 | 13.2 | 0.78 | 0.58 | 1.46 |
| Zimbabwe | 9.39 | 12.75 | 6 | 11.33 | 13.58 | 9.01 | 0.00 | -0.10 | 0.22 |
| Other cardiovascular and circulatory diseases | | | | | | | | | |
| Afghanistan | 9.49 | 13.77 | 5.41 | 14.03 | 20.35 | 8.09 | 1.09 | 1.17 | 1.06 |
| Albania | 10.89 | 9.27 | 12.44 | 19.68 | 16.48 | 22.93 | 0.31 | 0.31 | 0.32 |
| Algeria | 7.33 | 8.56 | 6.13 | 7.69 | 9.37 | 6.04 | 0.15 | 0.20 | 0.09 |
| American Samoa | 5.07 | 3.18 | 6.85 | 5.74 | 5.91 | 5.58 | 0.42 | 0.85 | 0.21 |
| Andorra | 9.64 | 10.03 | 9.22 | 14.31 | 15.13 | 13.46 | 0.24 | 0.36 | 0.18 |
| Angola | 13.7 | 14.95 | 12.42 | 10.92 | 12.86 | 8.96 | 0.59 | 0.63 | 0.54 |
| Antigua and Barbuda | 7.01 | 7.6 | 6.38 | 14.68 | 14.43 | 14.95 | 1.33 | 1.20 | 1.51 |
| Argentina | 9.82 | 9.68 | 9.96 | 18.74 | 21.98 | 15.35 | 0.87 | 0.99 | 0.67 |
| Armenia | 1.09 | 1.16 | 1.02 | 3.34 | 3.62 | 3.01 | 1.31 | 1.37 | 1.21 |
| Australia | 6.98 | 7.28 | 6.68 | 9.51 | 10.24 | 8.76 | 0.43 | 0.42 | 0.43 |
| Austria | 22.32 | 28.33 | 15.78 | 20.4 | 26.64 | 13.85 | 0.03 | 0.07 | -0.01 |
| Azerbaijan | 1.77 | 1.74 | 1.81 | 3.26 | 2.68 | 3.85 | 1.26 | 1.01 | 1.49 |
| Bahrain | 3.3 | 3.72 | 2.98 | 1.9 | 2.5 | 1.53 | -0.01 | 0.11 | -0.09 |
| Bangladesh | 0.42 | 0.48 | 0.37 | 0.72 | 0.69 | 0.74 | 1.89 | 1.80 | 2.11 |
| Barbados | 7.17 | 8.18 | 6.08 | 23.22 | 27.32 | 18.76 | 1.66 | 1.66 | 1.62 |
| Belarus | 2.17 | 2.57 | 1.71 | 2.89 | 3.17 | 2.55 | -0.03 | -0.03 | 0.00 |
| Belgium | 16.12 | 19.74 | 12.34 | 27.76 | 33.58 | 21.71 | 0.81 | 0.77 | 0.86 |
| Belize | 4.3 | 4.64 | 3.97 | 8.96 | 8.49 | 9.43 | 1.29 | 1.31 | 1.36 |
| Benin | 11.36 | 12.88 | 9.74 | 7.87 | 7.52 | 8.21 | 0.16 | 0.00 | 0.37 |
| Bermuda | 7.17 | 7.22 | 7.12 | 13.55 | 12.5 | 14.63 | 1.23 | 0.93 | 1.51 |
| Bhutan | 0.47 | 0.53 | 0.41 | 0.91 | 0.85 | 0.95 | 2.48 | 2.40 | 2.72 |
| Bolivia | 12.68 | 13.36 | 12.01 | 11.01 | 11.81 | 10.22 | 0.33 | 0.31 | 0.36 |
| Bosnia and Herzegovina | 19.14 | 19.09 | 19.19 | 14.1 | 11.67 | 16.55 | -0.43 | -0.55 | -0.31 |
| Botswana | 3.26 | 3.93 | 2.58 | 4.29 | 4.71 | 3.87 | -0.13 | -0.15 | -0.05 |
| Brazil | 5.96 | 5.73 | 6.19 | 8.96 | 9.46 | 8.45 | 0.39 | 0.48 | 0.29 |
| Brunei | 2.85 | 3 | 2.71 | 3.56 | 3.55 | 3.56 | 0.13 | 0.08 | 0.19 |
| Bulgaria | 26.2 | 21.91 | 30.6 | 39.13 | 34.24 | 44.26 | 0.22 | 0.21 | 0.23 |
| Burkina Faso | 14.56 | 17.7 | 11.27 | 10.24 | 12.1 | 8.36 | 0.29 | 0.21 | 0.39 |
| Burundi | 35.63 | 38.12 | 33.05 | 13.99 | 14.36 | 13.63 | -0.09 | -0.09 | -0.05 |
| Cambodia | 6.9 | 7.28 | 6.5 | 5.1 | 4.95 | 5.27 | 0.43 | 0.40 | 0.51 |
| Cameroon | 14.54 | 17.14 | 11.91 | 9.47 | 9.95 | 8.99 | -0.20 | -0.27 | -0.11 |
| Canada | 6.97 | 7.05 | 6.9 | 9.79 | 10.55 | 9.02 | 0.28 | 0.27 | 0.27 |
| Cape Verde | 18.78 | 16.73 | 21.04 | 10.95 | 12.42 | 9.43 | -0.25 | -0.04 | -0.42 |
| Central African Republic | 18.01 | 19.73 | 16.23 | 18.96 | 20.4 | 17.48 | 0.19 | 0.13 | 0.22 |
| Chad | 10.72 | 13.72 | 7.68 | 8.11 | 9.25 | 6.98 | 0.07 | -0.05 | 0.26 |
| Chile | 2.42 | 2.42 | 2.42 | 6.6 | 7.77 | 5.39 | 1.50 | 1.65 | 1.25 |
| China | 12.48 | 13.32 | 11.68 | 5.02 | 4.35 | 5.65 | -0.55 | -0.57 | -0.51 |
| Colombia | 5.26 | 5.19 | 5.32 | 6.07 | 6.56 | 5.57 | 0.26 | 0.27 | 0.21 |
| Comoros | 24.53 | 25 | 24.06 | 12.99 | 13.27 | 12.71 | 0.11 | 0.13 | 0.13 |
| Congo | 16.3 | 18.24 | 14.34 | 13.24 | 17.64 | 8.85 | 0.19 | 0.20 | 0.09 |
| Costa Rica | 1.75 | 1.88 | 1.63 | 5.79 | 6.06 | 5.53 | 1.66 | 1.54 | 1.77 |
| Cote d'Ivoire | 12.19 | 12.92 | 11.52 | 8.57 | 8.36 | 8.77 | -0.08 | -0.13 | -0.04 |
| Croatia | 34.48 | 36.46 | 32.37 | 14.27 | 15.65 | 12.8 | -0.64 | -0.65 | -0.63 |
| Cuba | 2.06 | 2.42 | 1.7 | 11.08 | 10.69 | 11.45 | 2.97 | 2.12 | 4.15 |
| Cyprus | 17.34 | 17.41 | 17.27 | 11.31 | 11.37 | 11.24 | -0.12 | -0.04 | -0.14 |
| Czech Republic | 21.65 | 23.47 | 19.72 | 24.76 | 27.61 | 21.82 | 0.37 | 0.37 | 0.37 |
| Democratic Republic of the Congo | 8.7 | 10.71 | 6.65 | 9.39 | 10.74 | 8.02 | 0.66 | 0.59 | 0.85 |
| Denmark | 27.1 | 29.1 | 25.05 | 18.18 | 20.34 | 15.99 | -0.16 | -0.13 | -0.19 |
| Djibouti | 18.68 | 16.29 | 21.04 | 22.45 | 18.68 | 26.19 | 0.34 | 0.34 | 0.36 |
| Dominica | 5.48 | 6.79 | 4.15 | 18.32 | 20.4 | 16.21 | 1.53 | 1.57 | 1.66 |
| Dominican Republic | 3.47 | 3.54 | 3.4 | 6.87 | 7.25 | 6.48 | 0.71 | 0.76 | 0.65 |
| Ecuador | 2.9 | 2.87 | 2.93 | 4.89 | 4.81 | 4.97 | 0.68 | 0.69 | 0.68 |

| | | | | | | | | | |
|--------------------------------|-------|-------|-------|-------|-------|-------|-------|-------|-------|
| Egypt | 18.75 | 18.9 | 18.6 | 16.19 | 15.16 | 17.18 | 0.21 | 0.22 | 0.22 |
| El Salvador | 3.59 | 3.54 | 3.64 | 5.27 | 5.97 | 4.48 | 0.56 | 0.72 | 0.33 |
| Equatorial Guinea | 20.12 | 21.9 | 18.42 | 11.54 | 12.31 | 10.8 | 0.18 | 0.17 | 0.20 |
| Eritrea | 19.25 | 21.67 | 16.8 | 17.64 | 21.36 | 13.94 | 0.43 | 0.44 | 0.36 |
| Estonia | 2.87 | 3.23 | 2.46 | 12.8 | 14.86 | 10.37 | 3.77 | 3.64 | 3.82 |
| Ethiopia | 27.69 | 28.33 | 27.05 | 13.82 | 14.04 | 13.61 | 0.46 | 0.42 | 0.50 |
| Federated States of Micronesia | 8.5 | 7.81 | 9.17 | 10.35 | 11.1 | 9.63 | 0.37 | 0.57 | 0.22 |
| Fiji | 9.58 | 8.78 | 10.35 | 21.87 | 22.39 | 21.36 | 0.59 | 0.65 | 0.53 |
| Finland | 7.58 | 9.38 | 5.67 | 18.98 | 22.9 | 14.94 | 1.58 | 1.47 | 1.77 |
| France | 32.15 | 35 | 29.14 | 32.97 | 36.21 | 29.52 | -0.01 | -0.02 | 0.00 |
| Gabon | 19.95 | 19.88 | 20.01 | 14.6 | 16.67 | 12.58 | 0.15 | 0.26 | 0.04 |
| Georgia | 1.47 | 1.73 | 1.19 | 12.78 | 9.55 | 16.31 | 5.72 | 3.65 | 8.86 |
| Germany | 11.27 | 13.74 | 8.61 | 31.84 | 38.2 | 25.27 | 1.90 | 1.95 | 1.91 |
| Ghana | 4.16 | 2.56 | 5.71 | 3.77 | 2.65 | 4.91 | 0.34 | 0.65 | 0.18 |
| Greece | 10.46 | 12.39 | 8.49 | 9.21 | 10.67 | 7.67 | -0.28 | -0.31 | -0.23 |
| Greenland | 9.29 | 7.6 | 10.76 | 11.42 | 8.88 | 13.61 | 0.47 | 0.54 | 0.43 |
| Grenada | 6.95 | 7.43 | 6.45 | 15.7 | 16.51 | 14.89 | 1.24 | 1.19 | 1.31 |
| Guam | 3.74 | 3.73 | 3.76 | 10.99 | 11.86 | 10.15 | 0.54 | 0.58 | 0.45 |
| Guatemala | 2.3 | 2.26 | 2.34 | 2.87 | 3.05 | 2.69 | 0.85 | 0.96 | 0.72 |
| Guinea | 11.85 | 15.85 | 7.75 | 7.9 | 8.89 | 6.91 | 0.11 | -0.02 | 0.42 |
| Guinea-Bissau | 16.4 | 20.21 | 12.5 | 11.17 | 12.4 | 9.93 | -0.03 | -0.12 | 0.14 |
| Guyana | 4.7 | 4.63 | 4.77 | 10.39 | 9.92 | 10.86 | 1.16 | 1.19 | 1.17 |
| Haiti | 8.62 | 10.88 | 6.3 | 9.43 | 11.47 | 7.34 | 0.79 | 0.69 | 0.97 |
| Honduras | 1.76 | 1.91 | 1.6 | 2.52 | 2.79 | 2.25 | 0.50 | 0.42 | 0.58 |
| Hungary | 28.87 | 30.56 | 27.05 | 20.94 | 22.91 | 18.76 | -0.16 | -0.20 | -0.12 |
| Iceland | 8.57 | 9.93 | 7.22 | 9.91 | 10.33 | 9.48 | 0.34 | 0.32 | 0.41 |
| India | 0.64 | 0.71 | 0.58 | 1.38 | 1.31 | 1.46 | 1.96 | 1.81 | 2.16 |
| Indonesia | 4.11 | 4.06 | 4.15 | 4.66 | 4.6 | 4.73 | 0.40 | 0.47 | 0.36 |
| Iran | 20.00 | 16.53 | 23.35 | 15.46 | 12.02 | 18.85 | 0.06 | 0.15 | 0.02 |
| Iraq | 15.99 | 18.1 | 13.92 | 12.89 | 14.02 | 11.79 | -0.01 | 0.06 | -0.04 |
| Ireland | 9.24 | 10.28 | 8.19 | 8.91 | 9.5 | 8.3 | 0.22 | 0.24 | 0.23 |
| Israel | 3.09 | 3.73 | 2.44 | 11.42 | 14.29 | 8.5 | 2.99 | 2.96 | 2.93 |
| Italy | 9.37 | 10.43 | 8.23 | 16.94 | 20.14 | 13.54 | 0.59 | 0.59 | 0.56 |
| Jamaica | 4.29 | 4.88 | 3.68 | 10.79 | 12.54 | 9.02 | 0.96 | 1.12 | 0.81 |
| Japan | 4.81 | 5.02 | 4.58 | 12.5 | 15.33 | 9.52 | 0.60 | 0.80 | 0.32 |
| Jordan | 4.42 | 5.49 | 3.45 | 2.83 | 2.98 | 2.7 | 0.10 | 0.07 | 0.21 |
| Kazakhstan | 2.46 | 2.49 | 2.43 | 9.3 | 6.03 | 12.8 | 2.75 | 1.64 | 3.84 |
| Kenya | 10.21 | 11.03 | 9.38 | 10.21 | 9.94 | 10.48 | 0.29 | 0.23 | 0.37 |
| Kiribati | 7.9 | 6.71 | 9.12 | 13.52 | 14.58 | 12.44 | 1.16 | 2.03 | 0.60 |
| Kuwait | 1.1 | 1.28 | 0.96 | 1.97 | 2.05 | 1.9 | 1.41 | 1.17 | 1.75 |
| Kyrgyzstan | 1.73 | 2.1 | 1.35 | 2.91 | 2.54 | 3.29 | 1.19 | 0.78 | 1.89 |
| Laos | 9.19 | 9.86 | 8.51 | 4.93 | 4.67 | 5.2 | 0.32 | 0.26 | 0.43 |
| Latvia | 2.74 | 3.39 | 1.99 | 8.17 | 7.98 | 8.4 | 2.03 | 1.33 | 3.43 |
| Lebanon | 7.51 | 8.2 | 6.8 | 7.13 | 8.95 | 5.32 | 0.41 | 0.43 | 0.31 |
| Lesotho | 4.22 | 4.75 | 3.66 | 6.85 | 7.99 | 5.69 | -0.08 | -0.10 | -0.06 |
| Liberia | 11.82 | 14.16 | 9.47 | 6.26 | 7.02 | 5.52 | 0.23 | 0.06 | 0.46 |
| Libya | 6.97 | 7.59 | 6.42 | 7.09 | 7.86 | 6.32 | -0.14 | -0.02 | -0.23 |
| Lithuania | 2.9 | 3.27 | 2.5 | 12.6 | 11.52 | 13.85 | 2.77 | 2.04 | 3.85 |
| Luxembourg | 32.58 | 37.67 | 27.28 | 24.49 | 29.69 | 19.28 | 0.14 | 0.13 | 0.13 |
| Macedonia | 14.51 | 12.74 | 16.26 | 9.15 | 7.65 | 10.66 | -0.46 | -0.51 | -0.42 |
| Madagascar | 29.55 | 29.5 | 29.60 | 25.39 | 25.04 | 25.75 | 0.43 | 0.43 | 0.42 |
| Malawi | 13.89 | 16.2 | 11.5 | 11.04 | 10.99 | 11.09 | 0.53 | 0.36 | 0.80 |
| Malaysia | 8.33 | 8.21 | 8.44 | 7.31 | 6.56 | 8.07 | -0.19 | -0.11 | -0.21 |
| Maldives | 8.31 | 8.11 | 8.5 | 3.71 | 2.74 | 4.67 | 0.05 | 0.00 | 0.10 |
| Mali | 14.96 | 20.27 | 9.52 | 6.77 | 8.71 | 4.86 | -0.17 | -0.22 | -0.06 |
| Malta | 9.93 | 10.22 | 9.63 | 11.78 | 13 | 10.55 | 0.03 | 0.05 | 0.00 |
| Marshall Islands | 7.76 | 6.79 | 8.68 | 13.24 | 15.43 | 11.12 | 0.69 | 1.14 | 0.34 |
| Mauritania | 11.61 | 14.83 | 8.38 | 5.37 | 6.62 | 4.13 | -0.13 | -0.19 | -0.04 |
| Mauritius | 3.8 | 2.88 | 4.73 | 5.22 | 4.86 | 5.6 | 0.09 | 0.26 | -0.01 |
| Mexico | 3.36 | 3.32 | 3.41 | 4.12 | 4.25 | 3.99 | 0.18 | 0.16 | 0.18 |
| Moldova | 1.91 | 1.91 | 1.91 | 3.55 | 3.13 | 4 | 0.96 | 0.78 | 1.15 |
| Mongolia | 8.02 | 5.99 | 10.09 | 3.59 | 2.84 | 4.35 | -0.47 | -0.34 | -0.54 |
| Montenegro | 7.66 | 8.38 | 6.92 | 9.17 | 9.38 | 8.95 | -0.01 | 0.06 | -0.03 |
| Morocco | 14.75 | 15.28 | 14.23 | 10.7 | 11.33 | 10.06 | -0.17 | -0.16 | -0.18 |
| Mozambique | 15.7 | 15.8 | 15.6 | 18.5 | 18.01 | 19.02 | 0.80 | 0.73 | 0.87 |
| Myanmar | 8.73 | 10.79 | 6.59 | 8.04 | 9.47 | 6.53 | 0.34 | 0.41 | 0.34 |
| Namibia | 4.16 | 4.68 | 3.62 | 2.96 | 2.9 | 3.02 | -0.18 | -0.24 | -0.09 |
| Nepal | 0.44 | 0.47 | 0.4 | 0.71 | 0.65 | 0.77 | 1.88 | 1.76 | 2.09 |
| Netherlands | 16.51 | 18.84 | 14.14 | 21.34 | 23.72 | 18.92 | 0.31 | 0.23 | 0.41 |
| New Zealand | 9.22 | 9.42 | 9.03 | 12.19 | 12.8 | 11.55 | 0.47 | 0.45 | 0.49 |

| | | | | | | | | | |
|----------------------------------|-------|-------|-------|-------|-------|-------|-------|-------|-------|
| Nicaragua | 1.62 | 1.71 | 1.53 | 2.74 | 3.08 | 2.38 | 0.98 | 1.11 | 0.82 |
| Niger | 9.05 | 10.61 | 7.45 | 5.05 | 5.54 | 4.56 | 0.20 | 0.14 | 0.30 |
| Nigeria | 10.17 | 12.71 | 7.68 | 4.59 | 4.7 | 4.47 | -0.16 | -0.27 | 0.05 |
| North Korea | 7.81 | 9.74 | 5.77 | 8.84 | 10.84 | 6.75 | -0.15 | -0.13 | -0.15 |
| Northern Mariana Islands | 3.38 | 3.75 | 3.04 | 3.28 | 3.05 | 3.52 | 0.37 | 0.44 | 0.38 |
| Norway | 19.86 | 22.7 | 16.96 | 17.74 | 22.53 | 13 | 0.19 | 0.21 | 0.13 |
| Oman | 41.70 | 45.07 | 39.01 | 18.21 | 18.05 | 18.29 | -0.30 | -0.33 | -0.26 |
| Pakistan | 0.67 | 0.53 | 0.81 | 1.27 | 1.06 | 1.47 | 1.43 | 1.80 | 1.23 |
| Palestine | 4.6 | 4.93 | 4.28 | 5.2 | 5.25 | 5.15 | 0.49 | 0.61 | 0.46 |
| Panama | 2.01 | 2 | 2.02 | 5.26 | 5.16 | 5.35 | 1.22 | 1.19 | 1.26 |
| Papua New Guinea | 7.81 | 8.66 | 6.99 | 8.75 | 10.3 | 7.25 | 0.34 | 0.38 | 0.29 |
| Paraguay | 2.35 | 2.51 | 2.2 | 5.51 | 5.75 | 5.28 | 0.82 | 0.93 | 0.76 |
| Peru | 1.99 | 1.85 | 2.12 | 4.03 | 4.25 | 3.81 | 2.10 | 2.33 | 1.88 |
| Philippines | 0.9 | 0.89 | 0.91 | 2.39 | 2.23 | 2.54 | 1.81 | 1.64 | 1.98 |
| Poland | 18.41 | 15.41 | 21.56 | 12.65 | 11.97 | 13.39 | -0.29 | -0.21 | -0.35 |
| Portugal | 11.64 | 12.27 | 10.97 | 16.84 | 19.34 | 14.17 | 0.54 | 0.68 | 0.38 |
| Puerto Rico | 6.07 | 6.7 | 5.41 | 11.89 | 12.13 | 11.63 | 0.67 | 0.31 | 1.12 |
| Qatar | 2.64 | 3.46 | 2.24 | 1.37 | 1.8 | 1.2 | -0.07 | 0.03 | -0.06 |
| Romania | 18.34 | 13.81 | 22.99 | 15.57 | 9.74 | 21.79 | -0.31 | -0.43 | -0.23 |
| Russia | 2.74 | 2.89 | 2.56 | 9.29 | 8.91 | 9.73 | 1.79 | 1.71 | 1.92 |
| Rwanda | 21.88 | 25.78 | 17.85 | 12.24 | 13 | 11.43 | 0.27 | 0.16 | 0.42 |
| Saint Lucia | 7.17 | 8.05 | 6.27 | 18.93 | 21.05 | 16.73 | 1.47 | 1.38 | 1.58 |
| Saint Vincent and the Grenadines | 7.28 | 9.04 | 5.51 | 19.22 | 19.2 | 19.24 | 1.19 | 0.96 | 1.64 |
| Samoa | 6.28 | 5.23 | 7.25 | 10.51 | 13.28 | 7.9 | 0.60 | 0.94 | 0.29 |
| Sao Tome and Principe | 15.47 | 21.78 | 9.05 | 13.29 | 19.06 | 7.47 | 0.38 | 0.36 | 0.36 |
| Saudi Arabia | 3.01 | 3.54 | 2.6 | 3.7 | 4.2 | 3.32 | 1.04 | 1.37 | 0.90 |
| Senegal | 10.09 | 12.21 | 7.95 | 7.16 | 8.39 | 5.89 | 0.22 | 0.15 | 0.29 |
| Serbia | 11.09 | 10.58 | 11.61 | 19.91 | 18.84 | 21.03 | 0.38 | 0.33 | 0.44 |
| Seychelles | 14.26 | 12.64 | 15.89 | 11.37 | 10.81 | 11.92 | -0.12 | -0.07 | -0.14 |
| Sierra Leone | 10.01 | 9.84 | 10.2 | 7.46 | 8.31 | 6.59 | 0.19 | 0.25 | 0.12 |
| Singapore | 1.78 | 2 | 1.57 | 3.14 | 3.5 | 2.76 | 0.53 | 0.39 | 0.66 |
| Slovakia | 26.15 | 24.69 | 27.68 | 16.27 | 17.68 | 14.78 | -0.28 | -0.24 | -0.33 |
| Slovenia | 13.95 | 15.24 | 12.58 | 19.49 | 24.05 | 14.84 | 0.40 | 0.48 | 0.26 |
| Solomon Islands | 8.48 | 7.84 | 9.08 | 10.93 | 11.41 | 10.45 | 0.49 | 0.63 | 0.38 |
| Somalia | 28.09 | 31.87 | 24.23 | 19.72 | 22.31 | 17.1 | 0.04 | 0.04 | 0.06 |
| South Africa | 5.13 | 6.4 | 3.83 | 6.55 | 7.95 | 5.11 | 0.09 | 0.10 | 0.10 |
| South Korea | 1.84 | 2.04 | 1.64 | 3.63 | 4.31 | 2.95 | 0.72 | 0.80 | 0.59 |
| South Sudan | 22.26 | 25.21 | 19.29 | 19.38 | 21.61 | 17.15 | 0.30 | 0.28 | 0.33 |
| Spain | 14.9 | 16.33 | 13.4 | 18.9 | 22.74 | 14.96 | 0.29 | 0.34 | 0.20 |
| Sri Lanka | 18.19 | 12.68 | 23.59 | 4.97 | 3.72 | 6.32 | -0.71 | -0.72 | -0.70 |
| Sudan | 9.18 | 10.69 | 7.68 | 8.41 | 9.55 | 7.28 | 0.62 | 0.63 | 0.64 |
| Suriname | 3.92 | 4.3 | 3.55 | 9.27 | 9.5 | 9.04 | 1.18 | 1.11 | 1.27 |
| Swaziland | 4.12 | 4.68 | 3.49 | 5.99 | 6.76 | 5.21 | -0.08 | -0.12 | -0.03 |
| Sweden | 22.93 | 25.77 | 20.02 | 20.3 | 23.39 | 17.21 | 0.04 | 0.00 | 0.08 |
| Switzerland | 33.97 | 37.4 | 30.37 | 17 | 20.2 | 13.73 | -0.41 | -0.40 | -0.44 |
| Syria | 2.94 | 2.92 | 2.97 | 2.96 | 3 | 2.92 | -0.23 | 0.05 | -0.37 |
| Taiwan | 6.39 | 6.27 | 6.5 | 6.04 | 6.04 | 6.03 | -0.28 | -0.26 | -0.30 |
| Tajikistan | 0.92 | 1.04 | 0.81 | 0.94 | 0.86 | 1.02 | 0.88 | 0.65 | 1.20 |
| Tanzania | 14.61 | 15.8 | 13.39 | 13.07 | 12.68 | 13.47 | 0.51 | 0.38 | 0.64 |
| Thailand | 6.8 | 5.34 | 8.28 | 12.98 | 12.1 | 13.89 | 0.22 | 0.54 | 0.02 |
| The Bahamas | 5.46 | 5.91 | 4.99 | 14.85 | 17.01 | 12.61 | 1.36 | 1.34 | 1.32 |
| The Gambia | 8.28 | 10.34 | 6.26 | 4.78 | 4.9 | 4.65 | 0.05 | -0.02 | 0.25 |
| Timor-Leste | 4.53 | 5.06 | 4.02 | 3.56 | 4.23 | 2.92 | 0.69 | 0.77 | 0.60 |
| Togo | 11.09 | 13.5 | 8.61 | 7.17 | 6.82 | 7.52 | -0.10 | -0.22 | 0.09 |
| Tonga | 1.06 | 1.15 | 0.99 | 1.91 | 2.32 | 1.51 | 0.65 | 0.92 | 0.40 |
| Trinidad and Tobago | 2.2 | 2.61 | 1.79 | 10.06 | 10.89 | 9.2 | 2.77 | 2.64 | 3.05 |
| Tunisia | 8.75 | 8.98 | 8.53 | 10.05 | 9.77 | 10.33 | 0.15 | 0.15 | 0.17 |
| Turkey | 9.64 | 10.4 | 8.86 | 6.34 | 6.88 | 5.79 | 0.15 | 0.19 | 0.13 |
| Turkmenistan | 1.28 | 1.37 | 1.18 | 1.4 | 1.36 | 1.45 | 0.54 | 0.51 | 0.61 |
| Uganda | 18.26 | 20.84 | 15.66 | 15.16 | 14.61 | 15.71 | 0.61 | 0.42 | 0.86 |
| Ukraine | 2.14 | 2.39 | 1.84 | 3.15 | 3.28 | 3 | 0.20 | 0.16 | 0.26 |
| United Arab Emirates | 0.84 | 0.81 | 0.85 | 1 | 0.69 | 1.11 | 0.60 | 0.61 | 0.66 |
| United Kingdom | 16.09 | 18.63 | 13.41 | 20.02 | 22.79 | 17.18 | 0.51 | 0.46 | 0.57 |
| United States | 11.07 | 11.63 | 10.5 | 11.96 | 13.09 | 10.79 | 0.11 | 0.12 | 0.10 |
| Uruguay | 7.8 | 7.86 | 7.73 | 24.83 | 30.74 | 18.51 | 1.89 | 2.12 | 1.46 |
| Uzbekistan | 0.67 | 0.77 | 0.57 | 1.22 | 1.17 | 1.26 | 1.11 | 0.89 | 1.43 |
| Vanuatu | 7.85 | 6.26 | 9.34 | 9.05 | 8.35 | 9.74 | 0.26 | 0.37 | 0.20 |
| Venezuela | 1.79 | 1.85 | 1.73 | 3.92 | 4.21 | 3.62 | 0.78 | 0.95 | 0.63 |
| Vietnam | 4.96 | 5.26 | 4.65 | 6.03 | 6.33 | 5.72 | 0.28 | 0.33 | 0.28 |
| Virgin Islands, U.S. | 6.15 | 5.97 | 6.34 | 25.77 | 25.13 | 26.47 | 0.96 | 0.98 | 0.94 |

| | | | | | | | | | |
|----------------------------------|-------|-------|-------|-------|-------|-------|-------|-------|-------|
| Yemen | 10.13 | 12.64 | 7.58 | 8.82 | 10.96 | 6.73 | 0.67 | 0.72 | 0.68 |
| Zambia | 15.58 | 19.47 | 11.61 | 17.99 | 16.43 | 19.56 | 0.65 | 0.31 | 1.24 |
| Zimbabwe | 4.47 | 5.32 | 3.62 | 5.58 | 5.51 | 5.66 | 0.03 | -0.12 | 0.26 |
| Peripheral artery disease | | | | | | | | | |
| Afghanistan | 0.01 | 0.01 | 0.01 | 0.02 | 0.01 | 0.02 | 1.59 | 1.94 | 1.48 |
| Albania | 0.02 | 0.02 | 0.03 | 0.1 | 0.08 | 0.12 | 2.33 | 2.55 | 2.24 |
| Algeria | 0.02 | 0.01 | 0.02 | 0.05 | 0.04 | 0.06 | 2.38 | 2.50 | 2.40 |
| American Samoa | 0.06 | 0.02 | 0.1 | 0.36 | 0.05 | 0.67 | 6.67 | 2.23 | 9.03 |
| Andorra | 2.68 | 2.13 | 3.25 | 5.08 | 4.52 | 5.66 | 0.64 | 1.01 | 0.54 |
| Angola | 0.05 | 0.06 | 0.04 | 0.09 | 0.11 | 0.08 | 2.98 | 2.91 | 3.46 |
| Antigua and Barbuda | 0.83 | 0.83 | 0.83 | 1.47 | 1.41 | 1.53 | 0.99 | 1.03 | 0.99 |
| Argentina | 0.27 | 0.18 | 0.36 | 0.43 | 0.44 | 0.43 | 0.60 | 1.18 | 0.31 |
| Armenia | 0.03 | 0.03 | 0.02 | 0.14 | 0.16 | 0.12 | 2.77 | 2.67 | 2.95 |
| Australia | 2.41 | 2.47 | 2.35 | 3.95 | 4.12 | 3.78 | 0.73 | 0.70 | 0.76 |
| Austria | 2.15 | 2.04 | 2.28 | 6.68 | 7.24 | 6.09 | 2.53 | 3.10 | 2.02 |
| Azerbaijan | 0.02 | 0.02 | 0.02 | 0.06 | 0.06 | 0.06 | 2.95 | 2.63 | 3.76 |
| Bahrain | 0.17 | 0.06 | 0.25 | 0.44 | 0.35 | 0.5 | 3.69 | 9.49 | 2.73 |
| Bangladesh | 0.02 | 0.01 | 0.02 | 0.05 | 0.05 | 0.06 | 3.98 | 5.26 | 3.33 |
| Barbados | 4.04 | 5.63 | 2.34 | 7.71 | 10.84 | 4.32 | 0.62 | 0.64 | 0.60 |
| Belarus | 0.14 | 0.14 | 0.13 | 1.34 | 1.11 | 1.61 | 6.43 | 5.71 | 7.56 |
| Belgium | 0.38 | 0.38 | 0.39 | 2.1 | 2.08 | 2.13 | 4.85 | 5.05 | 4.79 |
| Belize | 0.17 | 0.12 | 0.22 | 0.22 | 0.19 | 0.26 | 0.50 | 1.12 | 0.22 |
| Benin | 0.01 | 0.02 | 0.01 | 0.02 | 0.03 | 0.01 | 1.45 | 2.14 | 0.52 |
| Bermuda | 1.51 | 1.47 | 1.56 | 3.07 | 3.72 | 2.41 | 1.42 | 1.93 | 0.92 |
| Bhutan | 0.03 | 0.03 | 0.03 | 0.13 | 0.12 | 0.13 | 7.14 | 9.48 | 5.86 |
| Bolivia | 0.02 | 0.02 | 0.02 | 0.07 | 0.08 | 0.07 | 4.01 | 4.97 | 3.38 |
| Bosnia and Herzegovina | 0.07 | 0.05 | 0.1 | 0.24 | 0.19 | 0.29 | 1.85 | 2.55 | 1.77 |
| Botswana | 0.17 | 0.14 | 0.21 | 0.55 | 0.45 | 0.66 | 1.16 | 1.38 | 1.01 |
| Brazil | 0.32 | 0.28 | 0.37 | 1.25 | 1.2 | 1.3 | 2.56 | 2.86 | 2.32 |
| Brunei | 0.07 | 0.02 | 0.11 | 0.14 | 0.04 | 0.23 | 0.94 | 0.95 | 1.00 |
| Bulgaria | 0.06 | 0.04 | 0.07 | 0.41 | 0.34 | 0.48 | 4.95 | 5.21 | 4.95 |
| Burkina Faso | 0.02 | 0.02 | 0.01 | 0.03 | 0.05 | 0.02 | 2.80 | 4.18 | 1.02 |
| Burundi | 0.09 | 0.08 | 0.1 | 0.04 | 0.05 | 0.04 | 0.14 | 0.44 | -0.02 |
| Cambodia | 0.01 | 0.01 | 0.01 | 0.03 | 0.03 | 0.04 | 5.03 | 5.47 | 5.09 |
| Cameroon | 0.03 | 0.03 | 0.03 | 0.04 | 0.06 | 0.03 | 0.96 | 1.69 | 0.26 |
| Canada | 1.8 | 1.61 | 2 | 2.87 | 3.12 | 2.62 | 0.45 | 0.67 | 0.28 |
| Cape Verde | 0.07 | 0.11 | 0.02 | 0.2 | 0.34 | 0.05 | 3.32 | 3.49 | 3.49 |
| Central African Republic | 0.1 | 0.12 | 0.08 | 0.11 | 0.14 | 0.09 | 0.36 | 0.38 | 0.34 |
| Chad | 0.01 | 0.02 | 0.01 | 0.02 | 0.03 | 0.01 | 1.34 | 1.93 | 0.43 |
| Chile | 0.37 | 0.3 | 0.43 | 2.21 | 2.16 | 2.25 | 4.53 | 5.02 | 4.28 |
| China | 0.03 | 0.03 | 0.04 | 0.13 | 0.11 | 0.15 | 3.55 | 4.12 | 3.32 |
| Colombia | 0.11 | 0.1 | 0.11 | 0.24 | 0.26 | 0.21 | 1.49 | 1.59 | 1.32 |
| Comoros | 0.09 | 0.11 | 0.07 | 0.07 | 0.09 | 0.05 | 0.68 | 0.86 | 0.52 |
| Congo | 0.13 | 0.15 | 0.11 | 0.16 | 0.22 | 0.11 | 0.82 | 0.86 | 0.61 |
| Costa Rica | 0.14 | 0.12 | 0.17 | 0.45 | 0.41 | 0.48 | 1.53 | 1.86 | 1.36 |
| Cote d'Ivoire | 0.02 | 0.02 | 0.02 | 0.03 | 0.04 | 0.02 | 0.81 | 1.50 | 0.17 |
| Croatia | 0.09 | 0.08 | 0.1 | 5.49 | 5.74 | 5.22 | 56.06 | 65.44 | 49.32 |
| Cuba | 1.16 | 1.18 | 1.14 | 5 | 4.96 | 5.03 | 2.31 | 2.29 | 2.41 |
| Cyprus | 1.05 | 1.08 | 1.02 | 0.94 | 0.96 | 0.91 | 0.23 | 0.37 | 0.20 |
| Czech Republic | 0.22 | 0.18 | 0.26 | 2.33 | 2.29 | 2.37 | 12.04 | 14.40 | 10.55 |
| Democratic Republic of the Congo | 0.06 | 0.07 | 0.04 | 0.05 | 0.07 | 0.04 | 0.56 | 0.64 | 0.58 |
| Denmark | 4.31 | 4.74 | 3.87 | 3.66 | 4.38 | 2.92 | 0.07 | 0.17 | -0.03 |
| Djibouti | 0.06 | 0.08 | 0.05 | 0.15 | 0.16 | 0.14 | 1.79 | 1.76 | 2.20 |
| Dominica | 0.5 | 0.36 | 0.65 | 1.75 | 1.53 | 1.96 | 1.69 | 2.92 | 1.14 |
| Dominican Republic | 0.06 | 0.07 | 0.06 | 0.2 | 0.21 | 0.19 | 1.77 | 1.65 | 1.95 |
| Ecuador | 0.02 | 0.02 | 0.03 | 0.09 | 0.09 | 0.1 | 2.95 | 3.88 | 2.40 |
| Egypt | 0.03 | 0.02 | 0.03 | 0.06 | 0.06 | 0.06 | 2.33 | 3.18 | 1.87 |
| El Salvador | 0.02 | 0.02 | 0.02 | 0.07 | 0.06 | 0.08 | 2.80 | 2.93 | 2.76 |
| Equatorial Guinea | 0.1 | 0.12 | 0.09 | 0.28 | 0.27 | 0.28 | 5.03 | 4.69 | 6.09 |
| Eritrea | 0.03 | 0.04 | 0.02 | 0.05 | 0.07 | 0.03 | 1.49 | 1.56 | 1.04 |
| Estonia | 0.05 | 0.06 | 0.04 | 1.69 | 1.79 | 1.57 | 35.85 | 32.71 | 41.24 |
| Ethiopia | 0.05 | 0.05 | 0.05 | 0.06 | 0.07 | 0.05 | 2.76 | 3.36 | 2.50 |
| Federated States of Micronesia | 0.05 | 0.02 | 0.07 | 0.17 | 0.13 | 0.21 | 3.10 | 5.05 | 2.55 |
| Fiji | 0.02 | 0.01 | 0.02 | 0.11 | 0.15 | 0.07 | 3.78 | 7.27 | 1.61 |
| Finland | 2.51 | 2.84 | 2.17 | 6.78 | 8.17 | 5.34 | 1.81 | 2.00 | 1.63 |
| France | 0.37 | 0.44 | 0.29 | 1.56 | 1.65 | 1.47 | 3.14 | 2.66 | 3.94 |
| Gabon | 0.37 | 0.34 | 0.4 | 0.45 | 0.54 | 0.37 | 1.00 | 1.46 | 0.62 |
| Georgia | 0.06 | 0.06 | 0.06 | 0.61 | 0.5 | 0.73 | 6.77 | 6.19 | 7.53 |
| Germany | 0.99 | 1.08 | 0.88 | 8.17 | 8.25 | 8.08 | 7.77 | 7.66 | 8.22 |
| Ghana | 0.02 | 0.03 | 0.01 | 0.04 | 0.04 | 0.03 | 1.68 | 1.55 | 2.31 |

| | | | | | | | | | |
|--------------------------|------|------|------|------|------|------|-------|-------|-------|
| Greece | 0.45 | 0.48 | 0.43 | 0.4 | 0.42 | 0.38 | -0.27 | -0.28 | -0.24 |
| Greenland | 0.78 | 0.7 | 0.85 | 1.72 | 1.5 | 1.91 | 1.65 | 1.90 | 1.57 |
| Grenada | 0.95 | 0.81 | 1.09 | 1.86 | 2.02 | 1.71 | 1.07 | 1.71 | 0.71 |
| Guam | 0.04 | 0.02 | 0.05 | 1.45 | 0.74 | 2.15 | 20.36 | 15.34 | 23.84 |
| Guatemala | 0.02 | 0.01 | 0.03 | 0.05 | 0.05 | 0.05 | 2.61 | 4.71 | 1.74 |
| Guinea | 0.01 | 0.02 | 0.01 | 0.02 | 0.03 | 0.01 | 1.39 | 1.99 | 0.52 |
| Guinea-Bissau | 0.02 | 0.02 | 0.02 | 0.03 | 0.04 | 0.01 | 0.85 | 1.46 | 0.07 |
| Guyana | 0.18 | 0.03 | 0.32 | 0.36 | 0.32 | 0.39 | 1.00 | 8.97 | 0.16 |
| Haiti | 0.12 | 0.1 | 0.13 | 0.19 | 0.2 | 0.18 | 1.73 | 2.19 | 1.39 |
| Honduras | 0.02 | 0.02 | 0.03 | 0.09 | 0.09 | 0.1 | 3.78 | 4.65 | 3.46 |
| Hungary | 0.52 | 0.27 | 0.79 | 3.47 | 3.08 | 3.9 | 6.93 | 12.46 | 5.30 |
| Iceland | 0.52 | 0.74 | 0.31 | 0.94 | 1.22 | 0.65 | 1.12 | 1.16 | 1.28 |
| India | 0.04 | 0.03 | 0.05 | 0.13 | 0.1 | 0.16 | 3.45 | 3.88 | 3.23 |
| Indonesia | 0.02 | 0.01 | 0.02 | 0.05 | 0.05 | 0.06 | 3.08 | 3.74 | 2.64 |
| Iran | 0.02 | 0.01 | 0.02 | 0.06 | 0.04 | 0.08 | 4.06 | 5.73 | 3.62 |
| Iraq | 0.04 | 0.03 | 0.05 | 0.04 | 0.03 | 0.05 | 0.30 | 0.64 | 0.24 |
| Ireland | 3.27 | 2.85 | 3.69 | 2.47 | 2.5 | 2.44 | -0.04 | 0.18 | -0.19 |
| Israel | 1.05 | 0.83 | 1.28 | 3.13 | 3.15 | 3.11 | 2.24 | 3.01 | 1.79 |
| Italy | 1.41 | 1 | 1.85 | 3.37 | 3.57 | 3.16 | 1.11 | 1.95 | 0.62 |
| Jamaica | 1.5 | 1.37 | 1.64 | 3.48 | 3.72 | 3.25 | 0.86 | 1.36 | 0.53 |
| Japan | 0.06 | 0.05 | 0.08 | 0.9 | 0.99 | 0.81 | 7.97 | 11.33 | 5.75 |
| Jordan | 0.02 | 0.02 | 0.02 | 0.03 | 0.03 | 0.04 | 2.13 | 2.44 | 2.00 |
| Kazakhstan | 0.26 | 0.25 | 0.28 | 0.36 | 0.28 | 0.46 | 0.41 | 0.33 | 0.53 |
| Kenya | 0.05 | 0.06 | 0.03 | 0.07 | 0.08 | 0.06 | 1.13 | 1.16 | 1.13 |
| Kiribati | 0.03 | 0.03 | 0.03 | 0.12 | 0.09 | 0.15 | 4.59 | 4.14 | 5.23 |
| Kuwait | 0.01 | 0 | 0.01 | 0.02 | 0.01 | 0.02 | 1.94 | 2.57 | 1.71 |
| Kyrgyzstan | 0.26 | 0.25 | 0.28 | 0.25 | 0.16 | 0.34 | 0.23 | -0.04 | 0.44 |
| Laos | 0.02 | 0.02 | 0.02 | 0.04 | 0.03 | 0.05 | 4.63 | 5.34 | 4.67 |
| Latvia | 0.09 | 0.09 | 0.09 | 2.34 | 2.41 | 2.25 | 25.80 | 27.42 | 25.07 |
| Lebanon | 0.05 | 0.03 | 0.06 | 0.1 | 0.09 | 0.11 | 2.03 | 2.44 | 1.96 |
| Lesotho | 0.25 | 0.18 | 0.32 | 0.62 | 0.58 | 0.65 | 0.48 | 0.90 | 0.27 |
| Liberia | 0.02 | 0.02 | 0.02 | 0.02 | 0.03 | 0.01 | 1.34 | 2.07 | 0.41 |
| Libya | 0.01 | 0.01 | 0.02 | 0.05 | 0.04 | 0.07 | 2.34 | 2.70 | 2.21 |
| Lithuania | 0.14 | 0.16 | 0.13 | 3.25 | 2.35 | 4.28 | 19.61 | 13.16 | 28.75 |
| Luxembourg | 0.84 | 0.75 | 0.93 | 1.36 | 1.45 | 1.27 | 1.47 | 1.83 | 1.21 |
| Macedonia | 0.04 | 0.03 | 0.05 | 0.15 | 0.12 | 0.18 | 2.47 | 2.71 | 2.39 |
| Madagascar | 0.09 | 0.1 | 0.09 | 0.1 | 0.11 | 0.09 | 0.85 | 1.00 | 0.69 |
| Malawi | 0.03 | 0.04 | 0.02 | 0.05 | 0.06 | 0.04 | 2.29 | 2.40 | 2.30 |
| Malaysia | 0.02 | 0.02 | 0.03 | 0.07 | 0.04 | 0.1 | 1.97 | 2.00 | 1.94 |
| Maldives | 0.05 | 0.08 | 0.02 | 0.08 | 0.1 | 0.06 | 2.88 | 3.10 | 4.33 |
| Mali | 0.02 | 0.02 | 0.01 | 0.02 | 0.04 | 0.01 | 1.31 | 2.01 | 0.15 |
| Malta | 0.96 | 0.81 | 1.12 | 2.91 | 3.14 | 2.68 | 1.65 | 2.28 | 1.19 |
| Marshall Islands | 0.04 | 0.02 | 0.07 | 0.35 | 0.27 | 0.42 | 6.65 | 10.34 | 5.42 |
| Mauritania | 0.02 | 0.03 | 0.01 | 0.03 | 0.05 | 0.01 | 1.33 | 1.80 | 0.32 |
| Mauritius | 0.05 | 0.03 | 0.07 | 0.26 | 0.23 | 0.3 | 3.26 | 5.04 | 2.60 |
| Mexico | 0.27 | 0.29 | 0.25 | 0.39 | 0.44 | 0.33 | 0.37 | 0.38 | 0.32 |
| Moldova | 0.05 | 0.04 | 0.05 | 1.05 | 0.76 | 1.36 | 23.76 | 20.49 | 26.67 |
| Mongolia | 0.06 | 0.03 | 0.09 | 0.11 | 0.05 | 0.17 | 1.40 | 1.65 | 1.26 |
| Montenegro | 0.15 | 0.16 | 0.14 | 0.29 | 0.27 | 0.31 | 0.64 | 0.66 | 0.73 |
| Morocco | 0.04 | 0.03 | 0.06 | 0.09 | 0.06 | 0.11 | 1.36 | 1.51 | 1.35 |
| Mozambique | 0.03 | 0.04 | 0.03 | 0.07 | 0.08 | 0.07 | 2.91 | 2.85 | 3.36 |
| Myanmar | 0.02 | 0.02 | 0.01 | 0.06 | 0.07 | 0.05 | 4.88 | 5.32 | 5.02 |
| Namibia | 0.23 | 0.17 | 0.29 | 0.36 | 0.29 | 0.43 | 0.80 | 1.05 | 0.62 |
| Nepal | 0.02 | 0.02 | 0.03 | 0.07 | 0.05 | 0.09 | 4.82 | 4.72 | 4.85 |
| Netherlands | 0.65 | 0.6 | 0.7 | 4.38 | 4.5 | 4.26 | 5.95 | 6.58 | 5.50 |
| New Zealand | 2.07 | 2 | 2.15 | 2.42 | 2.88 | 1.94 | 0.31 | 0.56 | 0.05 |
| Nicaragua | 0.02 | 0.01 | 0.02 | 0.07 | 0.06 | 0.07 | 3.48 | 5.49 | 2.47 |
| Niger | 0.01 | 0.01 | 0.01 | 0.01 | 0.02 | 0.01 | 2.22 | 3.02 | 1.06 |
| Nigeria | 0.02 | 0.02 | 0.02 | 0.03 | 0.04 | 0.02 | 1.57 | 2.42 | 0.79 |
| North Korea | 0.03 | 0.03 | 0.02 | 0.06 | 0.08 | 0.04 | 0.70 | 0.75 | 0.66 |
| Northern Mariana Islands | 0.07 | 0.07 | 0.07 | 0.47 | 0.55 | 0.39 | 8.52 | 12.82 | 5.93 |
| Norway | 0.23 | 0.13 | 0.33 | 2.28 | 2.42 | 2.14 | 12.55 | 23.29 | 8.63 |
| Oman | 0.02 | 0.01 | 0.03 | 0.06 | 0.03 | 0.08 | 3.99 | 4.32 | 3.59 |
| Pakistan | 0.05 | 0.03 | 0.06 | 0.1 | 0.08 | 0.13 | 2.05 | 3.13 | 1.66 |
| Palestine | 0.01 | 0.01 | 0.01 | 0.02 | 0.02 | 0.02 | 2.02 | 2.16 | 2.01 |
| Panama | 0.61 | 0.5 | 0.72 | 0.94 | 0.91 | 0.97 | 0.32 | 0.59 | 0.17 |
| Papua New Guinea | 0.02 | 0.01 | 0.03 | 0.06 | 0.04 | 0.09 | 2.60 | 2.91 | 2.61 |
| Paraguay | 0.03 | 0.03 | 0.03 | 0.25 | 0.23 | 0.26 | 5.22 | 4.88 | 5.80 |
| Peru | 0.04 | 0.04 | 0.04 | 0.09 | 0.1 | 0.09 | 2.83 | 2.95 | 2.90 |
| Philippines | 0.03 | 0.02 | 0.04 | 0.08 | 0.05 | 0.11 | 2.29 | 2.22 | 2.35 |

| | | | | | | | | | |
|----------------------------------|------|------|------|------|------|------|-------|-------|--------|
| Poland | 2.94 | 2.04 | 3.88 | 4.2 | 3.74 | 4.69 | 0.49 | 0.97 | 0.29 |
| Portugal | 1.54 | 1.39 | 1.7 | 4.9 | 4.81 | 5.01 | 2.41 | 2.73 | 2.16 |
| Puerto Rico | 0.97 | 1.05 | 0.89 | 2.96 | 3.43 | 2.46 | 1.63 | 1.41 | 1.76 |
| Qatar | 0.07 | 0.05 | 0.09 | 0.05 | 0.02 | 0.06 | 0.17 | -0.15 | 0.20 |
| Romania | 1.11 | 0.57 | 1.67 | 2.1 | 1.22 | 3.04 | 0.54 | 0.74 | 0.49 |
| Russia | 0.05 | 0.06 | 0.04 | 4.51 | 4.21 | 4.86 | 89.37 | 82.21 | 102.44 |
| Rwanda | 0.06 | 0.06 | 0.05 | 0.08 | 0.08 | 0.07 | 2.20 | 2.37 | 2.17 |
| Saint Lucia | 0.98 | 1.12 | 0.84 | 2.71 | 3.58 | 1.8 | 1.63 | 2.01 | 1.10 |
| Saint Vincent and the Grenadines | 0.57 | 1.1 | 0.04 | 0.91 | 0.91 | 0.91 | 0.36 | -0.21 | 15.17 |
| Samoa | 0.05 | 0.02 | 0.07 | 0.35 | 0.3 | 0.4 | 5.89 | 9.22 | 5.48 |
| Sao Tome and Principe | 0.04 | 0.06 | 0.03 | 0.07 | 0.1 | 0.04 | 1.63 | 2.18 | 0.91 |
| Saudi Arabia | 0.01 | 0.01 | 0.01 | 0.03 | 0.02 | 0.03 | 5.47 | 6.77 | 4.92 |
| Senegal | 0.01 | 0.02 | 0.01 | 0.02 | 0.04 | 0.01 | 1.94 | 2.72 | 0.61 |
| Serbia | 0.16 | 0.1 | 0.21 | 0.5 | 0.47 | 0.54 | 1.52 | 2.65 | 1.05 |
| Seychelles | 0.08 | 0.07 | 0.08 | 0.18 | 0.19 | 0.16 | 1.54 | 1.77 | 1.33 |
| Sierra Leone | 0.01 | 0.01 | 0.01 | 0.02 | 0.03 | 0.01 | 1.87 | 3.00 | 0.73 |
| Singapore | 0.09 | 0.12 | 0.07 | 1.43 | 1.69 | 1.15 | 12.87 | 10.97 | 15.46 |
| Slovakia | 0.13 | 0.09 | 0.18 | 1.05 | 1.04 | 1.06 | 8.25 | 11.89 | 6.58 |
| Slovenia | 0.09 | 0.05 | 0.13 | 0.37 | 0.39 | 0.35 | 3.23 | 6.83 | 1.89 |
| Solomon Islands | 0.02 | 0.01 | 0.04 | 0.1 | 0.05 | 0.14 | 3.80 | 4.39 | 3.81 |
| Somalia | 0.08 | 0.1 | 0.05 | 0.06 | 0.08 | 0.04 | 0.18 | 0.20 | 0.20 |
| South Africa | 0.86 | 0.75 | 0.98 | 1.78 | 1.5 | 2.07 | 0.77 | 0.79 | 0.76 |
| South Korea | 0.17 | 0.06 | 0.27 | 0.32 | 0.25 | 0.39 | 0.68 | 2.42 | 0.29 |
| South Sudan | 0.06 | 0.07 | 0.05 | 0.08 | 0.09 | 0.07 | 1.03 | 1.06 | 1.12 |
| Spain | 0.94 | 0.81 | 1.07 | 3.29 | 3.32 | 3.26 | 2.59 | 3.01 | 2.29 |
| Sri Lanka | 0.05 | 0.03 | 0.07 | 0.13 | 0.09 | 0.17 | 1.58 | 1.64 | 1.64 |
| Sudan | 0.01 | 0.01 | 0.01 | 0.02 | 0.01 | 0.02 | 2.54 | 2.68 | 2.53 |
| Suriname | 0.08 | 0.03 | 0.13 | 0.15 | 0.1 | 0.21 | 0.71 | 1.98 | 0.42 |
| Swaziland | 0.24 | 0.14 | 0.35 | 0.57 | 0.46 | 0.67 | 0.53 | 0.97 | 0.27 |
| Sweden | 1.83 | 2.11 | 1.54 | 3 | 3.53 | 2.46 | 0.94 | 0.87 | 1.02 |
| Switzerland | 2.6 | 2.45 | 2.75 | 2.42 | 2.31 | 2.53 | 0.11 | 0.09 | 0.15 |
| Syria | 0.03 | 0.02 | 0.04 | 0.06 | 0.04 | 0.07 | 0.65 | 1.30 | 0.39 |
| Taiwan | 0.06 | 0.05 | 0.07 | 0.15 | 0.13 | 0.18 | 1.12 | 1.47 | 1.11 |
| Tajikistan | 0.03 | 0.03 | 0.03 | 0.04 | 0.04 | 0.05 | 1.80 | 1.65 | 1.89 |
| Tanzania | 0.07 | 0.07 | 0.07 | 0.1 | 0.1 | 0.1 | 1.62 | 1.58 | 1.70 |
| Thailand | 0.02 | 0.02 | 0.03 | 0.11 | 0.09 | 0.13 | 2.00 | 2.15 | 1.95 |
| The Bahamas | 0.75 | 0.66 | 0.83 | 1.98 | 2.35 | 1.59 | 1.36 | 2.03 | 0.84 |
| The Gambia | 0.01 | 0.02 | 0.01 | 0.02 | 0.03 | 0.01 | 1.66 | 2.80 | 0.52 |
| Timor-Leste | 0.01 | 0.01 | 0.01 | 0.02 | 0.02 | 0.02 | 6.39 | 7.43 | 5.71 |
| Togo | 0.01 | 0.02 | 0.01 | 0.02 | 0.03 | 0.01 | 0.97 | 1.65 | 0.23 |
| Tonga | 0.05 | 0.04 | 0.06 | 0.29 | 0.25 | 0.32 | 4.38 | 6.74 | 3.51 |
| Trinidad and Tobago | 0.7 | 0.65 | 0.75 | 1.53 | 1.86 | 1.2 | 0.83 | 1.60 | 0.28 |
| Tunisia | 0.04 | 0.02 | 0.07 | 0.11 | 0.07 | 0.15 | 1.51 | 3.00 | 1.17 |
| Turkey | 0.52 | 0.35 | 0.69 | 0.64 | 0.48 | 0.8 | 1.20 | 1.68 | 1.10 |
| Turkmenistan | 0.04 | 0.04 | 0.05 | 0.18 | 0.13 | 0.22 | 4.80 | 4.27 | 5.16 |
| Uganda | 0.06 | 0.06 | 0.06 | 0.08 | 0.07 | 0.09 | 1.79 | 1.87 | 1.87 |
| Ukraine | 0.15 | 0.16 | 0.14 | 0.97 | 0.84 | 1.14 | 4.45 | 3.86 | 5.37 |
| United Arab Emirates | 0.02 | 0.01 | 0.02 | 0.03 | 0.02 | 0.04 | 1.32 | 1.84 | 1.24 |
| United Kingdom | 4.58 | 4.86 | 4.28 | 4.56 | 5.54 | 3.55 | 0.21 | 0.36 | 0.02 |
| United States | 1.52 | 1.58 | 1.46 | 2.64 | 2.84 | 2.43 | 0.79 | 0.79 | 0.79 |
| Uruguay | 0.16 | 0.08 | 0.25 | 0.22 | 0.26 | 0.18 | 0.25 | 1.71 | -0.26 |
| Uzbekistan | 0.05 | 0.05 | 0.04 | 0.08 | 0.08 | 0.08 | 0.98 | 1.02 | 1.09 |
| Vanuatu | 0.03 | 0.01 | 0.05 | 0.09 | 0.04 | 0.13 | 1.77 | 2.07 | 1.87 |
| Venezuela | 0.16 | 0.17 | 0.15 | 0.26 | 0.32 | 0.2 | 0.33 | 0.63 | 0.07 |
| Vietnam | 0.02 | 0.03 | 0.02 | 0.13 | 0.14 | 0.12 | 4.83 | 4.83 | 5.24 |
| Virgin Islands, U.S. | 0.47 | 0.24 | 0.71 | 4.2 | 6.21 | 2 | 3.27 | 11.74 | 0.33 |
| Yemen | 0.01 | 0.01 | 0.01 | 0.01 | 0.01 | 0.02 | 3.06 | 3.11 | 3.37 |
| Zambia | 0.06 | 0.07 | 0.04 | 0.09 | 0.1 | 0.09 | 1.54 | 1.26 | 2.09 |
| Zimbabwe | 0.02 | 0.02 | 0.02 | 0.03 | 0.02 | 0.03 | 0.57 | 0.36 | 0.77 |

| | | | | | | | | | |
|----------------------------------|---------|---------|---------|---------|---------|---------|-------|-------|-------|
| Niger | 920.69 | 916.3 | 925.23 | 1001.67 | 929.14 | 1073.02 | 0.10 | 0.02 | 0.18 |
| Nigeria | 1049.31 | 1048.39 | 1050.2 | 1050.81 | 1018.67 | 1081.75 | 0.00 | -0.03 | 0.03 |
| North Korea | 944.79 | 1211.46 | 662.36 | 1656.43 | 2036.1 | 1259.65 | 0.76 | 0.69 | 0.91 |
| Northern Mariana Islands | 521.05 | 484.89 | 553.55 | 556.12 | 465.28 | 647.61 | 0.08 | -0.03 | 0.20 |
| Norway | 3534.45 | 3918.36 | 3141.88 | 3339.11 | 3621.52 | 3059.98 | -0.06 | -0.08 | -0.04 |
| Oman | 692.62 | 775.4 | 626.58 | 927.08 | 995.85 | 892.21 | 0.33 | 0.28 | 0.42 |
| Pakistan | 1115 | 1032.97 | 1191.14 | 1365.3 | 1362.73 | 1367.73 | 0.23 | 0.32 | 0.15 |
| Palestine | 720.54 | 730.46 | 710.85 | 962.48 | 973.74 | 951.54 | 0.32 | 0.32 | 0.32 |
| Panama | 1618.25 | 1631.84 | 1604.97 | 2758.78 | 2781.19 | 2736.5 | 0.73 | 0.73 | 0.74 |
| Papua New Guinea | 535.02 | 575.26 | 496.61 | 745.85 | 808.33 | 685.82 | 0.40 | 0.41 | 0.38 |
| Paraguay | 1826.31 | 1881.81 | 1772.07 | 2755.34 | 2741.87 | 2768.41 | 0.49 | 0.44 | 0.55 |
| Peru | 1374.51 | 1391.73 | 1357.29 | 2341.98 | 2402.79 | 2281.09 | 0.71 | 0.73 | 0.68 |
| Philippines | 844.85 | 903.86 | 787.07 | 1333.92 | 1437.93 | 1231.83 | 0.59 | 0.60 | 0.58 |
| Poland | 3309.85 | 3782.62 | 2812.62 | 4927.57 | 5581.34 | 4223.97 | 0.47 | 0.46 | 0.49 |
| Portugal | 3158.33 | 3428.56 | 2867.69 | 4204.05 | 4624.75 | 3755.43 | 0.31 | 0.33 | 0.28 |
| Puerto Rico | 2908.24 | 2889.54 | 2928.13 | 4391.75 | 4660.6 | 4101.32 | 0.50 | 0.60 | 0.39 |
| Qatar | 666.48 | 557.16 | 720.45 | 727.57 | 673.31 | 747.87 | 0.08 | 0.19 | 0.03 |
| Romania | 3330.32 | 3613.59 | 3038.91 | 5377.08 | 5938.67 | 4779.33 | 0.60 | 0.63 | 0.56 |
| Russia | 2918.43 | 3657.95 | 2078.64 | 4140.65 | 4943.21 | 3198.16 | 0.41 | 0.34 | 0.52 |
| Rwanda | 796.41 | 814.4 | 777.77 | 990.41 | 1060.83 | 913.81 | 0.25 | 0.31 | 0.18 |
| Saint Lucia | 1968.32 | 1987.72 | 1948.36 | 2801.32 | 2834.37 | 2767 | 0.44 | 0.44 | 0.45 |
| Saint Vincent and the Grenadines | 1707.02 | 1813.41 | 1599.56 | 2420.73 | 2433.4 | 2408.3 | 0.43 | 0.34 | 0.52 |
| Samoa | 942.59 | 1016.44 | 874.52 | 1358.35 | 1494.17 | 1230.81 | 0.43 | 0.46 | 0.40 |
| Sao Tome and Principe | 1575.88 | 1562.81 | 1589.2 | 1241.91 | 1280.37 | 1203.17 | -0.21 | -0.18 | -0.24 |
| Saudi Arabia | 836.62 | 882.68 | 800.39 | 1195.32 | 1138.14 | 1239.25 | 0.41 | 0.27 | 0.52 |
| Senegal | 1046.87 | 1038.63 | 1055.19 | 1064.67 | 1106.57 | 1021.23 | 0.02 | 0.07 | -0.02 |
| Serbia | 3041.48 | 3290.16 | 2786.11 | 4997.18 | 5416.27 | 4557.62 | 0.63 | 0.63 | 0.62 |
| Seychelles | 1809.61 | 2031.62 | 1586.65 | 2410.92 | 2663.64 | 2164.9 | 0.33 | 0.31 | 0.36 |
| Sierra Leone | 1209.4 | 1114.16 | 1306.62 | 1057.8 | 1002.92 | 1113.81 | -0.11 | -0.09 | -0.13 |
| Singapore | 1257.8 | 1454.74 | 1065.99 | 2410.33 | 2829.11 | 1976.62 | 0.87 | 0.91 | 0.81 |
| Slovakia | 2824.71 | 3155.75 | 2478.02 | 4028.18 | 4614.69 | 3409.31 | 0.41 | 0.45 | 0.36 |
| Slovenia | 3270.8 | 3827.51 | 2680.49 | 5184.2 | 5802.76 | 4554.53 | 0.56 | 0.50 | 0.67 |
| Solomon Islands | 646.7 | 598.25 | 692.57 | 789.77 | 769.68 | 809.24 | 0.22 | 0.29 | 0.17 |
| Somalia | 1129.89 | 1130.68 | 1129.08 | 1010.61 | 1003.73 | 1017.57 | -0.10 | -0.11 | -0.10 |
| South Africa | 2032.84 | 2221.59 | 1839.7 | 2624.16 | 2946.71 | 2290.22 | 0.29 | 0.32 | 0.24 |
| South Korea | 896.83 | 1039.76 | 754.53 | 2103.85 | 2438.56 | 1765.08 | 1.28 | 1.28 | 1.26 |
| South Sudan | 1111.32 | 1101.2 | 1121.53 | 1252.02 | 1235.41 | 1268.59 | 0.13 | 0.12 | 0.13 |
| Spain | 3084.81 | 3508.59 | 2643.3 | 3690.96 | 4212.75 | 3155.7 | 0.19 | 0.19 | 0.18 |
| Sri Lanka | 1412.11 | 1362.06 | 1461.19 | 2396.45 | 2506.03 | 2278.65 | 0.72 | 0.86 | 0.59 |
| Sudan | 832.9 | 820.08 | 845.62 | 991.79 | 993.63 | 989.98 | 0.20 | 0.21 | 0.18 |
| Suriname | 1495.94 | 1529.7 | 1463.25 | 2232.21 | 2351.7 | 2113.17 | 0.49 | 0.53 | 0.44 |
| Swaziland | 1266.67 | 1304.25 | 1224.63 | 1570.67 | 1677.84 | 1461.24 | 0.24 | 0.28 | 0.19 |
| Sweden | 3980.33 | 4307.61 | 3645.12 | 3946.38 | 4163.01 | 3729.31 | -0.02 | -0.04 | 0.01 |
| Switzerland | 3276.34 | 3678.81 | 2854.85 | 3654.46 | 3980.85 | 3320.71 | 0.11 | 0.08 | 0.15 |
| Syria | 912.44 | 877.74 | 946.04 | 1331.3 | 1364.61 | 1298.81 | 0.45 | 0.55 | 0.36 |
| Taiwan | 1131.49 | 1148.79 | 1115.42 | 2335.74 | 2491.2 | 2179.77 | 1.11 | 1.19 | 1.02 |
| Tajikistan | 1160.66 | 1272.42 | 1047.56 | 1100.86 | 1090.11 | 1111.35 | -0.05 | -0.15 | 0.06 |
| Tanzania | 1063.34 | 1084.13 | 1042.18 | 1169.81 | 1131.89 | 1208.2 | 0.12 | 0.06 | 0.18 |
| Thailand | 1290.34 | 1331.23 | 1248.69 | 2875.24 | 2984.18 | 2763.18 | 1.23 | 1.23 | 1.21 |
| The Bahamas | 1481.12 | 1582.98 | 1377.84 | 2813.65 | 2967.85 | 2652.85 | 0.88 | 0.85 | 0.91 |
| The Gambia | 929.27 | 808.1 | 1048.71 | 920.63 | 836.31 | 1006.61 | -0.01 | 0.04 | -0.04 |
| Timor-Leste | 595.41 | 604.1 | 586.93 | 1184.55 | 1204.26 | 1165.45 | 1.01 | 1.01 | 1.00 |
| Togo | 994.28 | 1005.84 | 982.42 | 991.53 | 994.77 | 988.21 | 0.01 | -0.01 | 0.02 |
| Tonga | 1084.88 | 1155.84 | 1015.64 | 1471.79 | 1649.12 | 1295.42 | 0.35 | 0.42 | 0.27 |
| Trinidad and Tobago | 1738.38 | 1805.54 | 1670.72 | 3015.62 | 3129.9 | 2898.31 | 0.72 | 0.71 | 0.72 |
| Tunisia | 1400.18 | 1350.87 | 1448.9 | 2431.95 | 2481.26 | 2381.48 | 0.71 | 0.81 | 0.62 |
| Turkey | 1755.5 | 1785.16 | 1725.11 | 2339.36 | 2509.14 | 2163.57 | 0.32 | 0.40 | 0.25 |
| Turkmenistan | 1207.86 | 1386.78 | 1023.93 | 1553.45 | 1695.82 | 1406.22 | 0.28 | 0.21 | 0.36 |
| Uganda | 878.01 | 880.93 | 875.05 | 798.82 | 814.51 | 783.12 | -0.08 | -0.07 | -0.09 |
| Ukraine | 3526.71 | 4248.6 | 2686.65 | 4909.64 | 5770.37 | 3893 | 0.38 | 0.35 | 0.44 |
| United Arab Emirates | 529.03 | 483.97 | 552.43 | 745.64 | 528.24 | 824.88 | 0.39 | 0.08 | 0.47 |

| | | | | | | | | | |
|----------------------|---------|---------|---------|---------|---------|---------|-------|-------|------|
| United Kingdom | 3565.3 | 3937.99 | 3171.08 | 3700.62 | 3907.67 | 3488.4 | 0.03 | -0.01 | 0.09 |
| United States | 1850.29 | 1942.03 | 1753.81 | 2437.32 | 2512.79 | 2359.29 | 0.31 | 0.29 | 0.33 |
| Uruguay | 2351.52 | 2484.69 | 2210.15 | 2716.66 | 3063.44 | 2345.18 | 0.15 | 0.22 | 0.05 |
| Uzbekistan | 1166.08 | 1329.11 | 999.43 | 1510.93 | 1640.35 | 1377.26 | 0.29 | 0.22 | 0.37 |
| Vanuatu | 856.07 | 760.26 | 946.66 | 1033.52 | 1029.01 | 1037.92 | 0.17 | 0.32 | 0.05 |
| Venezuela | 1412.82 | 1466.87 | 1359.6 | 2433.06 | 2527.32 | 2338 | 0.70 | 0.71 | 0.69 |
| Vietnam | 1372.14 | 1558.32 | 1180.22 | 1949.13 | 2245.68 | 1646.19 | 0.45 | 0.46 | 0.44 |
| Virgin Islands, U.S. | 2006.67 | 2004.24 | 2009.25 | 5070.66 | 5079.72 | 5060.7 | 1.50 | 1.51 | 1.49 |
| Yemen | 729.57 | 784.53 | 673.61 | 845.63 | 851.53 | 839.86 | 0.16 | 0.08 | 0.24 |
| Zambia | 976.37 | 989.68 | 962.83 | 1052.86 | 1082.57 | 1023.07 | 0.09 | 0.11 | 0.08 |
| Zimbabwe | 1256.38 | 1272.13 | 1240.49 | 1235.23 | 1240 | 1230.32 | -0.01 | -0.02 | 0.00 |

eTable 4c. All-ages DALY rate for men and women separately and combined, for all CVD level 3 and 4 subcauses, by country in 1990 and 2015

| | 1990 | | | 2015 | | | Median percent change between 1990-2015 | | |
|----------------------------------|--------|--------|--------|--------|--------|--------|-----------------------------------------|--------|-------|
| | Both | Female | Male | Both | Female | Male | Both | Female | Male |
| Aortic aneurysm | | | | | | | | | |
| Afghanistan | 15.76 | 8.49 | 22.67 | 21.96 | 12.07 | 31.25 | 1.29 | 1.44 | 1.18 |
| Albania | 16 | 9.91 | 21.8 | 31.42 | 20.04 | 42.99 | 1.21 | 1.34 | 1.15 |
| Algeria | 11.41 | 7.07 | 15.64 | 15.75 | 11.54 | 19.9 | 0.98 | 1.31 | 0.84 |
| American Samoa | 38.18 | 30.67 | 45.3 | 32.48 | 29.68 | 35.27 | 0.03 | 0.02 | 0.05 |
| Andorra | 91.17 | 48.84 | 135.81 | 92.29 | 44.31 | 142.29 | 0.02 | -0.07 | 0.04 |
| Angola | 24.34 | 13.07 | 35.89 | 23.92 | 16.67 | 31.27 | 0.97 | 1.44 | 0.82 |
| Antigua and Barbuda | 37.22 | 27.2 | 47.94 | 39.44 | 29.63 | 50.14 | 0.17 | 0.19 | 0.17 |
| Argentina | 112.32 | 59.61 | 167.1 | 102.36 | 60.7 | 145.82 | 0.08 | 0.16 | 0.07 |
| Armenia | 91.84 | 58.85 | 126.81 | 156.51 | 97.4 | 224.59 | 0.90 | 0.86 | 0.94 |
| Australia | 131.11 | 74.48 | 188.04 | 78.12 | 53.83 | 102.47 | -0.31 | -0.20 | -0.34 |
| Austria | 95.25 | 62.89 | 130.51 | 73.53 | 52.01 | 96.12 | -0.08 | -0.03 | -0.11 |
| Azerbaijan | 21.43 | 9.41 | 33.96 | 28.58 | 13.36 | 43.98 | 1.01 | 1.17 | 0.94 |
| Bahrain | 10.73 | 4.72 | 15.15 | 8.8 | 4.21 | 11.61 | 0.19 | 0.25 | 0.14 |
| Bangladesh | 7.79 | 5.54 | 9.94 | 13.55 | 10.39 | 16.64 | 3.04 | 3.71 | 2.63 |
| Barbados | 60.66 | 34.29 | 89.07 | 76.71 | 47.88 | 108.05 | 0.20 | 0.29 | 0.18 |
| Belarus | 39.08 | 22.69 | 57.64 | 91.04 | 47.86 | 141.13 | 1.01 | 0.98 | 0.97 |
| Belgium | 116.01 | 55.76 | 179.05 | 92.67 | 46.6 | 140.56 | -0.09 | -0.06 | -0.09 |
| Belize | 18.37 | 15.57 | 21.13 | 28.06 | 21.99 | 34.16 | 0.82 | 0.78 | 0.84 |
| Benin | 14.18 | 12.56 | 15.9 | 10.85 | 5.73 | 15.99 | 0.45 | -0.14 | 0.88 |
| Bermuda | 165.75 | 69.61 | 263.1 | 134.37 | 63.32 | 206.78 | 0.03 | 0.09 | 0.04 |
| Bhutan | 8.12 | 5.69 | 10.38 | 17.05 | 10.57 | 22.63 | 3.71 | 3.53 | 3.54 |
| Bolivia | 13.66 | 9.55 | 17.75 | 18.99 | 14.5 | 23.46 | 2.00 | 2.29 | 1.84 |
| Bosnia and Herzegovina | 47.02 | 24.84 | 69.23 | 72.59 | 40.53 | 104.94 | 0.57 | 0.60 | 0.59 |
| Botswana | 27.45 | 19.59 | 35.51 | 42.27 | 21.48 | 63.08 | 0.19 | -0.15 | 0.35 |
| Brazil | 56.9 | 30.59 | 83.62 | 95.73 | 66.3 | 126.14 | 1.12 | 1.72 | 0.90 |
| Brunei | 36.61 | 29.76 | 42.74 | 55.49 | 50.98 | 59.73 | 0.55 | 0.74 | 0.43 |
| Bulgaria | 54.65 | 30.52 | 79.46 | 85.84 | 52.53 | 120.8 | 0.53 | 0.64 | 0.51 |
| Burkina Faso | 18.74 | 19.4 | 18.04 | 11.14 | 8.44 | 13.87 | 0.10 | -0.21 | 0.44 |
| Burundi | 42.87 | 21.48 | 65.01 | 17.37 | 10.28 | 24.63 | -0.09 | 0.08 | -0.17 |
| Cambodia | 16.03 | 11.2 | 21.19 | 22.48 | 16.94 | 28.29 | 2.42 | 2.79 | 2.18 |
| Cameroon | 24.02 | 22.67 | 25.37 | 13.77 | 7.86 | 19.68 | -0.24 | -0.54 | 0.01 |
| Canada | 111.99 | 61.77 | 163.08 | 75.41 | 46.53 | 104.7 | -0.30 | -0.25 | -0.30 |
| Cape Verde | 8.08 | 3.32 | 13.35 | 11.78 | 4.88 | 18.86 | 1.25 | 1.31 | 1.17 |
| Central African Republic | 35.83 | 16.37 | 55.95 | 41.52 | 18.34 | 65.31 | 0.41 | 0.30 | 0.40 |
| Chad | 13.7 | 13.42 | 13.98 | 9.08 | 5.37 | 12.78 | -0.04 | -0.43 | 0.31 |
| Chile | 46.47 | 30.65 | 62.72 | 67.7 | 50.56 | 85.29 | 0.67 | 0.78 | 0.65 |
| China | 15.06 | 8.33 | 21.44 | 20.3 | 10.71 | 29.35 | 1.00 | 1.09 | 0.90 |
| Colombia | 42.58 | 22.3 | 63.12 | 48.75 | 28.47 | 69.66 | 0.53 | 0.58 | 0.56 |
| Comoros | 31.4 | 13.53 | 49.15 | 18.96 | 10.02 | 27.75 | 0.31 | 0.60 | 0.22 |
| Congo | 38.71 | 21.83 | 55.67 | 31.55 | 26.96 | 36.13 | 0.16 | 0.54 | 0.03 |
| Costa Rica | 27.99 | 11.75 | 43.98 | 46.62 | 21.63 | 71.57 | 0.75 | 0.91 | 0.72 |
| Cote d'Ivoire | 21.4 | 14.62 | 27.65 | 13.27 | 5.94 | 20.35 | -0.13 | -0.42 | 0.01 |
| Croatia | 56.34 | 32.24 | 81.95 | 122.76 | 65.88 | 183.8 | 1.35 | 1.11 | 1.51 |
| Cuba | 87.37 | 44.47 | 129.63 | 109.68 | 61.46 | 157.45 | 0.20 | 0.32 | 0.17 |
| Cyprus | 108.3 | 45.85 | 172.33 | 78.17 | 32.24 | 127.28 | -0.16 | -0.17 | -0.15 |
| Czech Republic | 58.62 | 29.33 | 89.67 | 86.69 | 54.64 | 119.77 | 0.84 | 1.24 | 0.71 |
| Democratic Republic of the Congo | 14.18 | 10.67 | 17.78 | 16.92 | 10.75 | 23.13 | 0.94 | 0.63 | 1.12 |
| Denmark | 178.72 | 90.3 | 269.72 | 152.42 | 90.36 | 215.46 | 0.05 | 0.21 | 0.01 |
| Djibouti | 29.12 | 11.88 | 46.15 | 39.63 | 15.91 | 63.15 | 0.85 | 0.83 | 0.81 |
| Dominica | 49.81 | 44.32 | 55.33 | 90.13 | 67.49 | 113.13 | 0.64 | 0.51 | 0.71 |
| Dominican Republic | 16.34 | 8.68 | 23.9 | 25.95 | 15.38 | 36.59 | 1.14 | 1.44 | 1.03 |
| Ecuador | 21.96 | 15.39 | 28.46 | 34.23 | 23.86 | 44.6 | 1.18 | 1.21 | 1.16 |
| Egypt | 37.92 | 29.4 | 46.39 | 46.07 | 34.69 | 57.21 | 1.10 | 1.13 | 1.06 |
| El Salvador | 14.12 | 6.6 | 22 | 21.15 | 9.96 | 33.79 | 1.23 | 1.23 | 1.26 |
| Equatorial Guinea | 39.14 | 20.35 | 57.12 | 35.32 | 21.85 | 48.12 | 0.72 | 1.01 | 0.61 |
| Eritrea | 24.59 | 11.81 | 37.53 | 24.16 | 14.36 | 33.92 | 0.72 | 1.03 | 0.59 |
| Estonia | 73.68 | 46.18 | 104.97 | 88.02 | 56.69 | 124.8 | 0.52 | 0.46 | 0.60 |

| | | | | | | | | | |
|--------------------------------|--------|-------|--------|--------|--------|--------|-------|-------|-------|
| Ethiopia | 29.83 | 12.2 | 47.56 | 17.18 | 9.29 | 25.1 | 0.79 | 1.31 | 0.64 |
| Federated States of Micronesia | 46.85 | 28.69 | 64.23 | 58.76 | 40.67 | 76 | 0.69 | 0.90 | 0.60 |
| Fiji | 63.43 | 40.05 | 86.09 | 109.49 | 85.48 | 132.71 | 0.50 | 0.79 | 0.39 |
| Finland | 180.02 | 84.74 | 281.1 | 157.14 | 83.73 | 232.8 | 0.00 | 0.10 | -0.02 |
| France | 84.26 | 41.64 | 129.2 | 78.92 | 39.27 | 121.12 | 0.04 | 0.02 | 0.07 |
| Gabon | 60.35 | 31.72 | 90.18 | 46.3 | 31.55 | 60.72 | 0.15 | 0.44 | 0.02 |
| Georgia | 23.47 | 12.26 | 35.84 | 78.66 | 27.09 | 135.06 | 2.38 | 1.38 | 2.62 |
| Germany | 93.96 | 58.42 | 132.14 | 88.11 | 58.58 | 118.65 | 0.05 | 0.13 | 0.01 |
| Ghana | 26.83 | 35.73 | 18.22 | 18.88 | 19.2 | 18.55 | 0.18 | -0.07 | 0.62 |
| Greece | 109.91 | 61.36 | 159.7 | 157.1 | 81.71 | 236.23 | 0.45 | 0.34 | 0.51 |
| Greenland | 36.29 | 25.08 | 45.99 | 37.67 | 27.33 | 46.63 | 0.45 | 0.56 | 0.39 |
| Grenada | 64.41 | 33.42 | 96.22 | 85.46 | 42.25 | 128.39 | 0.45 | 0.42 | 0.44 |
| Guam | 87.37 | 23.94 | 142.78 | 127.14 | 57.68 | 194.65 | 0.08 | 0.77 | 0.00 |
| Guatemala | 12.1 | 6.37 | 17.91 | 11.64 | 5.87 | 17.66 | 0.77 | 0.75 | 0.75 |
| Guinea | 13.62 | 14.4 | 12.82 | 9.47 | 5.18 | 13.74 | 0.30 | -0.32 | 0.95 |
| Guinea-Bissau | 21.67 | 19.09 | 24.31 | 13.21 | 7.23 | 19.27 | -0.11 | -0.45 | 0.17 |
| Guyana | 27.32 | 18.47 | 36.46 | 53.6 | 34.61 | 72.41 | 1.23 | 1.18 | 1.23 |
| Haiti | 28.33 | 21.27 | 35.61 | 30.12 | 22.01 | 38.4 | 1.04 | 0.95 | 1.11 |
| Honduras | 7.45 | 5.45 | 9.44 | 13.08 | 5.57 | 20.6 | 1.75 | 0.55 | 2.51 |
| Hungary | 74.34 | 50.88 | 99.71 | 85.17 | 62.23 | 110.45 | 0.47 | 0.46 | 0.51 |
| Iceland | 71.92 | 46.29 | 97.33 | 62.88 | 35.38 | 90.97 | 0.02 | -0.10 | 0.07 |
| India | 11.7 | 7.16 | 15.93 | 30.97 | 17.47 | 43.52 | 3.55 | 3.58 | 3.34 |
| Indonesia | 14.92 | 10.86 | 18.95 | 27.36 | 19.53 | 35.08 | 1.83 | 1.88 | 1.76 |
| Iran | 6.75 | 3.93 | 9.46 | 13.92 | 8.61 | 19.15 | 2.94 | 3.45 | 2.68 |
| Iraq | 35.69 | 32.13 | 39.18 | 42.93 | 35.81 | 49.88 | 0.49 | 0.50 | 0.48 |
| Ireland | 89.77 | 56.37 | 123.46 | 79.04 | 46.21 | 112.85 | 0.08 | 0.01 | 0.12 |
| Israel | 36.27 | 21.98 | 50.61 | 31.28 | 17.9 | 44.88 | 0.04 | -0.03 | 0.08 |
| Italy | 80.9 | 33.68 | 131 | 98.46 | 48.07 | 152.03 | 0.33 | 0.48 | 0.34 |
| Jamaica | 25.55 | 21.84 | 29.34 | 47.56 | 34.9 | 60.33 | 0.77 | 0.58 | 0.89 |
| Japan | 75.27 | 53.28 | 98.05 | 161.82 | 125.21 | 200.36 | 0.91 | 1.12 | 0.78 |
| Jordan | 20.24 | 10.97 | 28.63 | 17.75 | 9.64 | 25.47 | 0.32 | 0.37 | 0.30 |
| Kazakhstan | 56.04 | 32.11 | 81.47 | 62.56 | 30.35 | 97.08 | 0.21 | 0.08 | 0.25 |
| Kenya | 12.04 | 7.19 | 16.93 | 17.72 | 9.45 | 26 | 1.04 | 0.86 | 1.09 |
| Kiribati | 19.92 | 13.22 | 26.76 | 25.51 | 19.81 | 31.37 | 0.81 | 1.31 | 0.55 |
| Kuwait | 11.16 | 6.92 | 14.87 | 15.32 | 7.97 | 21.06 | 0.70 | 0.34 | 0.84 |
| Kyrgyzstan | 13.49 | 9.46 | 17.69 | 13.11 | 8.48 | 17.84 | 0.37 | 0.34 | 0.37 |
| Laos | 21.08 | 14 | 28.17 | 19.56 | 14.25 | 24.93 | 1.57 | 1.94 | 1.37 |
| Latvia | 63.28 | 34.4 | 96.55 | 74.33 | 39.86 | 114.47 | 0.36 | 0.31 | 0.41 |
| Lebanon | 21.68 | 12.29 | 31.34 | 17.71 | 12.73 | 22.65 | 0.42 | 0.60 | 0.39 |
| Lesotho | 26.58 | 17.69 | 35.99 | 42.42 | 22.91 | 62.32 | 0.00 | -0.23 | 0.11 |
| Liberia | 14.9 | 13.8 | 15.99 | 7.02 | 4.32 | 9.69 | 0.22 | -0.24 | 0.64 |
| Libya | 8.59 | 5.83 | 11.06 | 15.9 | 9.5 | 22.23 | 0.97 | 0.91 | 0.96 |
| Lithuania | 54.61 | 30.97 | 80.91 | 85.69 | 44.85 | 133.18 | 0.58 | 0.47 | 0.63 |
| Luxembourg | 106.65 | 56.49 | 158.85 | 61.36 | 35.99 | 86.83 | -0.18 | -0.14 | -0.17 |
| Macedonia | 23.26 | 11.83 | 34.55 | 44.68 | 22.06 | 67.5 | 1.07 | 1.01 | 1.11 |
| Madagascar | 40.02 | 18.5 | 61.6 | 41.6 | 20.36 | 62.98 | 0.93 | 1.07 | 0.83 |
| Malawi | 12.54 | 8.32 | 16.91 | 13.22 | 6.84 | 19.62 | 1.27 | 0.81 | 1.42 |
| Malaysia | 35.26 | 18.15 | 51.87 | 47.05 | 21.7 | 72.88 | 0.41 | 0.36 | 0.40 |
| Maldives | 20.65 | 14.26 | 26.72 | 14.99 | 9.65 | 20.3 | 0.95 | 0.91 | 0.95 |
| Mali | 16.64 | 17.59 | 15.68 | 5.96 | 4.87 | 7.04 | -0.37 | -0.52 | -0.20 |
| Malta | 48.56 | 20.64 | 77.46 | 56.13 | 24.24 | 88.28 | 0.16 | 0.18 | 0.15 |
| Marshall Islands | 39.33 | 21.3 | 56.58 | 58.71 | 34.06 | 82.52 | 0.79 | 0.89 | 0.77 |
| Mauritania | 18.65 | 15.58 | 21.74 | 7.5 | 5.48 | 9.49 | -0.27 | -0.38 | -0.19 |
| Mauritius | 23.93 | 15.86 | 32.04 | 25.35 | 14.65 | 36.31 | 0.04 | -0.11 | 0.13 |
| Mexico | 12.61 | 6.39 | 18.89 | 13.84 | 6.96 | 20.8 | 0.45 | 0.40 | 0.48 |
| Moldova | 23.47 | 13.9 | 33.97 | 36.57 | 22.25 | 52.05 | 0.89 | 0.99 | 0.82 |
| Mongolia | 8.94 | 7.28 | 10.65 | 13.89 | 11.67 | 16.15 | 1.27 | 1.74 | 0.98 |
| Montenegro | 126.15 | 73.64 | 179.12 | 203.48 | 116.62 | 292.41 | 0.56 | 0.58 | 0.54 |
| Morocco | 14.33 | 9.76 | 18.91 | 21.12 | 14.74 | 27.66 | 1.21 | 1.26 | 1.19 |
| Mozambique | 13.65 | 6.24 | 21.74 | 21.5 | 8.72 | 34.87 | 1.86 | 1.47 | 1.90 |
| Myanmar | 18.61 | 16.18 | 21.15 | 31.82 | 27.34 | 36.51 | 1.99 | 2.18 | 1.84 |

| | | | | | | | | | |
|----------------------------------|--------|--------|--------|--------|--------|--------|-------|-------|-------|
| Namibia | 34.95 | 21.64 | 48.83 | 26.87 | 12.07 | 42.46 | -0.11 | -0.34 | -0.02 |
| Nepal | 7.03 | 4.49 | 9.62 | 13.41 | 7.54 | 19.65 | 3.36 | 3.12 | 3.35 |
| Netherlands | 147.75 | 65.76 | 231.59 | 131.93 | 77.62 | 187.14 | -0.03 | 0.24 | -0.09 |
| New Zealand | 174.81 | 114.02 | 237.47 | 114.19 | 88.23 | 141.13 | -0.22 | -0.12 | -0.25 |
| Nicaragua | 7.02 | 3.87 | 10.22 | 10.67 | 6.03 | 15.44 | 1.71 | 1.82 | 1.66 |
| Niger | 10.01 | 9.13 | 10.93 | 5.11 | 2.83 | 7.36 | 0.19 | -0.28 | 0.56 |
| Nigeria | 17.24 | 17.15 | 17.33 | 8.16 | 4.75 | 11.43 | -0.14 | -0.49 | 0.18 |
| North Korea | 17.56 | 12.92 | 22.47 | 27.66 | 18.68 | 37.05 | 0.67 | 0.60 | 0.69 |
| Northern Mariana Islands | 40.5 | 45.23 | 36.24 | 26.51 | 21.93 | 31.12 | -0.18 | -0.34 | 0.00 |
| Norway | 197.05 | 105.85 | 290.31 | 125.55 | 81.41 | 169.17 | -0.17 | -0.06 | -0.19 |
| Oman | 15.72 | 5.37 | 23.98 | 17.41 | 4.65 | 23.88 | 0.89 | 0.57 | 0.67 |
| Pakistan | 11.97 | 5.11 | 18.35 | 25.47 | 11.53 | 38.66 | 2.20 | 2.58 | 2.03 |
| Palestine | 13.94 | 10.92 | 16.88 | 20.65 | 13.23 | 27.86 | 1.25 | 0.93 | 1.41 |
| Panama | 32.55 | 15.19 | 49.53 | 37.54 | 18.23 | 56.74 | 0.22 | 0.29 | 0.20 |
| Papua New Guinea | 35.76 | 23.75 | 47.22 | 43.12 | 29.71 | 56 | 0.65 | 0.68 | 0.65 |
| Paraguay | 26.64 | 15.61 | 37.42 | 55.45 | 32.26 | 77.93 | 1.22 | 1.34 | 1.12 |
| Peru | 14.9 | 9.63 | 20.18 | 15.96 | 11.84 | 20.09 | 1.21 | 1.48 | 1.10 |
| Philippines | 20.76 | 13.14 | 28.23 | 24.47 | 17.27 | 31.54 | 0.63 | 0.82 | 0.54 |
| Poland | 90.29 | 37.41 | 145.9 | 98.04 | 46.4 | 153.62 | 0.26 | 0.41 | 0.23 |
| Portugal | 51.69 | 28.22 | 76.92 | 58.64 | 28.1 | 91.21 | 0.37 | 0.16 | 0.47 |
| Puerto Rico | 37.51 | 18.02 | 58.22 | 31.7 | 20.36 | 43.95 | -0.09 | 0.10 | -0.13 |
| Qatar | 11.53 | 4.29 | 15.11 | 8.53 | 3.84 | 10.28 | 0.02 | 0.22 | -0.05 |
| Romania | 47.54 | 34.26 | 61.19 | 69.33 | 52.71 | 87.02 | 0.53 | 0.64 | 0.46 |
| Russia | 17.29 | 10.44 | 25.08 | 104.91 | 57.9 | 160.11 | 4.64 | 4.38 | 4.69 |
| Rwanda | 25.43 | 16.02 | 35.17 | 17.36 | 11.86 | 23.34 | 0.59 | 0.73 | 0.51 |
| Saint Lucia | 82.71 | 70.08 | 95.72 | 107.04 | 95.5 | 119.02 | 0.53 | 0.61 | 0.47 |
| Saint Vincent and the Grenadines | 68.28 | 31.62 | 105.3 | 61.13 | 39.49 | 82.38 | -0.09 | 0.35 | -0.25 |
| Samoa | 40.47 | 25.35 | 54.4 | 44.82 | 39.85 | 49.49 | 0.29 | 0.61 | 0.18 |
| Sao Tome and Principe | 20.63 | 16.68 | 24.66 | 13.7 | 8.65 | 18.78 | 0.18 | -0.10 | 0.34 |
| Saudi Arabia | 4.95 | 2.36 | 6.98 | 7.72 | 2.96 | 11.38 | 1.73 | 1.38 | 1.70 |
| Senegal | 15.14 | 12.89 | 17.42 | 9.17 | 5.39 | 13.1 | 0.18 | -0.20 | 0.43 |
| Serbia | 62.79 | 30.43 | 96.02 | 108.74 | 61.98 | 157.78 | 0.69 | 0.96 | 0.62 |
| Seychelles | 39.25 | 18.15 | 60.44 | 36.67 | 20.93 | 52 | 0.04 | 0.23 | -0.02 |
| Sierra Leone | 14.36 | 9.84 | 18.96 | 9.41 | 5.6 | 13.31 | 0.17 | -0.03 | 0.30 |
| Singapore | 46.77 | 21.82 | 71.07 | 42.33 | 24.88 | 60.4 | 0.05 | 0.27 | 0.01 |
| Slovakia | 42.98 | 28.02 | 58.65 | 59.61 | 34.26 | 86.35 | 0.66 | 0.38 | 0.85 |
| Slovenia | 56.54 | 33.22 | 81.27 | 74.35 | 41.54 | 107.75 | 0.54 | 0.40 | 0.62 |
| Solomon Islands | 37.35 | 21.56 | 52.3 | 47.6 | 30.79 | 63.89 | 0.66 | 0.84 | 0.61 |
| Somalia | 31.54 | 13.36 | 50.05 | 22.22 | 9.58 | 34.98 | 0.04 | 0.06 | 0.04 |
| South Africa | 44.52 | 31.08 | 58.27 | 46.92 | 25.44 | 69.17 | 0.00 | -0.22 | 0.12 |
| South Korea | 27.67 | 22.73 | 32.58 | 38.35 | 31.96 | 44.82 | 0.60 | 0.59 | 0.61 |
| South Sudan | 22.5 | 13 | 32.1 | 21.34 | 11.88 | 30.77 | 0.50 | 0.44 | 0.52 |
| Spain | 65.63 | 27.68 | 105.17 | 71.55 | 29.42 | 114.76 | 0.30 | 0.19 | 0.38 |
| Sri Lanka | 22.79 | 13.4 | 32 | 30.67 | 20.56 | 41.53 | 0.89 | 1.05 | 0.86 |
| Sudan | 13.94 | 7.62 | 20.21 | 16.56 | 9.13 | 23.94 | 1.31 | 1.37 | 1.25 |
| Suriname | 29.41 | 12.76 | 45.53 | 43.19 | 18.41 | 67.89 | 0.68 | 0.72 | 0.64 |
| Swaziland | 30.18 | 20.79 | 40.68 | 45.63 | 23.83 | 67.9 | 0.10 | -0.21 | 0.24 |
| Sweden | 199.95 | 112.36 | 289.66 | 157.41 | 104.87 | 210.04 | -0.05 | 0.07 | -0.09 |
| Switzerland | 107.35 | 52.19 | 165.12 | 81.38 | 46.77 | 116.76 | -0.06 | 0.05 | -0.07 |
| Syria | 17.29 | 9.75 | 24.58 | 18.62 | 12.47 | 24.63 | -0.10 | 0.38 | -0.30 |
| Taiwan | 50.41 | 18.9 | 79.66 | 59.96 | 33.32 | 86.69 | 0.18 | 0.69 | 0.09 |
| Tajikistan | 8.31 | 5.03 | 11.62 | 9.68 | 5.73 | 13.55 | 1.28 | 1.29 | 1.24 |
| Tanzania | 16.33 | 9.45 | 23.34 | 17.94 | 9.33 | 26.66 | 1.08 | 0.85 | 1.11 |
| Thailand | 22.05 | 11.06 | 33.24 | 48.31 | 28.41 | 68.78 | 1.12 | 1.61 | 0.93 |
| The Bahamas | 53.13 | 40 | 66.44 | 79.66 | 68.34 | 91.47 | 0.65 | 0.81 | 0.56 |
| The Gambia | 12.22 | 11.73 | 12.71 | 6.38 | 3.4 | 9.42 | -0.03 | -0.43 | 0.31 |
| Timor-Leste | 10.96 | 8.56 | 13.3 | 13.6 | 12.01 | 15.14 | 2.24 | 2.71 | 1.93 |
| Togo | 17.02 | 15.5 | 18.57 | 11.3 | 5.11 | 17.63 | 0.00 | -0.48 | 0.35 |
| Tonga | 21.11 | 5.07 | 36.76 | 31.94 | 6.92 | 56.84 | 0.67 | 0.58 | 0.62 |
| Trinidad and Tobago | 70.57 | 42.25 | 99.11 | 120.65 | 76.13 | 166.36 | 0.62 | 0.81 | 0.52 |
| Tunisia | 13.86 | 6.52 | 21.11 | 19.37 | 9.65 | 29.31 | 0.87 | 1.08 | 0.78 |

| | | | | | | | | | |
|----------------------------------------|--------|--------|--------|--------|--------|--------|-------|-------|-------|
| Turkey | 50.07 | 19.3 | 81.59 | 43.15 | 21.19 | 65.88 | 0.64 | 1.07 | 0.55 |
| Turkmenistan | 11.7 | 6.76 | 16.77 | 25.85 | 13.74 | 38.37 | 2.70 | 2.61 | 2.65 |
| Uganda | 19.21 | 12.46 | 26.06 | 23.19 | 11.43 | 34.95 | 1.44 | 0.89 | 1.62 |
| Ukraine | 40.54 | 23.93 | 59.87 | 70.37 | 40.52 | 105.64 | 0.61 | 0.63 | 0.57 |
| United Arab Emirates | 26.65 | 8.85 | 35.9 | 45.64 | 14.1 | 57.13 | 1.15 | 1.28 | 0.94 |
| United Kingdom | 231.15 | 137.95 | 329.74 | 152.65 | 104.03 | 202.49 | -0.18 | -0.10 | -0.22 |
| United States | 103.14 | 58.77 | 149.8 | 64.01 | 42.09 | 86.66 | -0.33 | -0.26 | -0.35 |
| Uruguay | 147.06 | 89.81 | 207.83 | 146.33 | 96.94 | 199.23 | 0.12 | 0.16 | 0.11 |
| Uzbekistan | 5.61 | 3.31 | 7.95 | 8.48 | 4.67 | 12.41 | 1.03 | 0.97 | 1.02 |
| Vanuatu | 45.74 | 23.5 | 66.77 | 56.12 | 35.71 | 76.02 | 0.40 | 0.69 | 0.32 |
| Venezuela | 26.17 | 13.39 | 38.74 | 33.54 | 18.35 | 48.87 | 0.24 | 0.46 | 0.13 |
| Vietnam | 14.73 | 10.08 | 19.53 | 28.21 | 19.31 | 37.31 | 1.78 | 1.94 | 1.64 |
| Virgin Islands, U.S. | 51.96 | 28.53 | 76.78 | 85.45 | 49.05 | 125.46 | 0.23 | 0.34 | 0.18 |
| Yemen | 10.83 | 5.9 | 15.85 | 16.32 | 8.83 | 23.66 | 2.18 | 2.21 | 2.11 |
| Zambia | 15.24 | 12 | 18.54 | 30.04 | 12.77 | 47.35 | 2.30 | 0.85 | 3.07 |
| Zimbabwe | 9.91 | 6.39 | 13.45 | 17.69 | 7.32 | 28.36 | 0.56 | -0.02 | 0.84 |
| Atrial fibrillation and flutter | | | | | | | | | |
| Afghanistan | 13.76 | 13.65 | 13.87 | 17.27 | 17.57 | 16.98 | 1.06 | 1.21 | 0.94 |
| Albania | 59.79 | 55.06 | 64.31 | 117.86 | 107.96 | 127.93 | 1.21 | 1.26 | 1.17 |
| Algeria | 17.76 | 17.03 | 18.47 | 33.48 | 30.23 | 36.69 | 1.69 | 1.51 | 1.86 |
| American Samoa | 23.59 | 20.42 | 26.59 | 22.21 | 21.61 | 22.81 | 0.15 | 0.12 | 0.16 |
| Andorra | 130.11 | 125.37 | 135.11 | 176.03 | 161.65 | 191.02 | 0.36 | 0.32 | 0.40 |
| Angola | 9.38 | 7.91 | 10.89 | 9.14 | 7.51 | 10.79 | 1.03 | 0.90 | 1.14 |
| Antigua and Barbuda | 36.55 | 33.4 | 39.91 | 37.23 | 32.26 | 42.66 | 0.13 | 0.05 | 0.20 |
| Argentina | 69.52 | 55.31 | 84.29 | 81.56 | 69.5 | 94.14 | 0.39 | 0.43 | 0.37 |
| Armenia | 59.45 | 58.9 | 60.02 | 106.02 | 105.08 | 107.11 | 0.99 | 1.01 | 0.96 |
| Australia | 77.25 | 64.31 | 90.25 | 96.31 | 74.96 | 117.72 | 0.45 | 0.29 | 0.58 |
| Austria | 150.33 | 166.63 | 132.57 | 261.05 | 257.9 | 264.36 | 1.06 | 0.81 | 1.41 |
| Azerbaijan | 42 | 42.36 | 41.62 | 62.62 | 57.83 | 67.47 | 1.24 | 1.08 | 1.42 |
| Bahrain | 13.36 | 11.34 | 14.85 | 15.62 | 14.52 | 16.3 | 0.69 | 0.79 | 0.63 |
| Bangladesh | 16.35 | 12.16 | 20.36 | 25.52 | 18.32 | 32.58 | 2.62 | 2.78 | 2.47 |
| Barbados | 46.14 | 42.83 | 49.71 | 68.22 | 60.44 | 76.68 | 0.40 | 0.30 | 0.50 |
| Belarus | 92.8 | 103.13 | 81.1 | 124.5 | 137.36 | 109.58 | 0.16 | 0.25 | 0.09 |
| Belgium | 106.94 | 112.94 | 100.66 | 137.91 | 139.03 | 136.74 | 0.47 | 0.38 | 0.58 |
| Belize | 23.49 | 18.76 | 28.14 | 21.67 | 15.96 | 27.41 | 0.10 | 0.07 | 0.11 |
| Benin | 11.09 | 9.81 | 12.45 | 10.02 | 8.44 | 11.6 | 0.75 | 0.68 | 0.81 |
| Bermuda | 30.15 | 23.99 | 36.38 | 41.29 | 33.05 | 49.69 | 0.74 | 0.65 | 0.80 |
| Bhutan | 17.83 | 12.99 | 22.32 | 27.73 | 18.55 | 35.64 | 2.49 | 2.47 | 2.33 |
| Bolivia | 20.84 | 17.38 | 24.28 | 34.48 | 28.52 | 40.42 | 2.57 | 2.55 | 2.58 |
| Bosnia and Herzegovina | 83.72 | 83.42 | 84.03 | 146.15 | 141.7 | 150.63 | 0.77 | 0.66 | 0.87 |
| Botswana | 8.66 | 7.72 | 9.63 | 12.27 | 10.22 | 14.33 | 0.15 | 0.10 | 0.19 |
| Brazil | 18.82 | 16.4 | 21.28 | 38.52 | 33.54 | 43.67 | 1.58 | 1.56 | 1.59 |
| Brunei | 13.57 | 5.77 | 20.56 | 22.96 | 10.08 | 35.08 | 0.72 | 0.77 | 0.74 |
| Bulgaria | 127.68 | 119.53 | 136.05 | 180.37 | 183.03 | 177.58 | 0.38 | 0.46 | 0.29 |
| Burkina Faso | 11.6 | 10.06 | 13.21 | 9.96 | 9.23 | 10.71 | 0.61 | 0.69 | 0.54 |
| Burundi | 11.85 | 9.92 | 13.85 | 10.66 | 8.22 | 13.16 | 1.02 | 0.89 | 1.11 |
| Cambodia | 21.9 | 21.73 | 22.08 | 30.59 | 29.84 | 31.37 | 2.41 | 2.45 | 2.39 |
| Cameroon | 12.63 | 10.26 | 15.03 | 11.34 | 9 | 13.67 | 0.21 | 0.19 | 0.21 |
| Canada | 90.54 | 65.37 | 116.15 | 123.83 | 84.22 | 164 | 0.43 | 0.28 | 0.54 |
| Cape Verde | 15.44 | 12.86 | 18.29 | 17.5 | 14.97 | 20.1 | 0.75 | 0.82 | 0.69 |
| Central African Republic | 15.92 | 13.56 | 18.37 | 16.33 | 14.02 | 18.7 | 0.27 | 0.27 | 0.28 |
| Chad | 11.07 | 9.38 | 12.79 | 8.6 | 7.12 | 10.08 | 0.14 | 0.12 | 0.16 |
| Chile | 58.72 | 45.74 | 72.05 | 91.96 | 74.82 | 109.56 | 0.80 | 0.76 | 0.84 |
| China | 31.75 | 30.42 | 33.01 | 58.6 | 53.07 | 63.82 | 1.74 | 1.83 | 1.68 |
| Colombia | 19.74 | 16.6 | 22.93 | 33.25 | 27.76 | 38.9 | 1.25 | 1.07 | 1.39 |
| Comoros | 11.81 | 9.67 | 13.93 | 11.58 | 9.03 | 14.07 | 1.12 | 1.03 | 1.19 |
| Congo | 13.92 | 11.41 | 16.44 | 14.42 | 11.74 | 17.09 | 0.48 | 0.31 | 0.67 |
| Costa Rica | 23.87 | 19.29 | 28.38 | 41.92 | 33.81 | 50.03 | 0.84 | 0.82 | 0.86 |
| Cote d'Ivoire | 10.26 | 7.18 | 13.1 | 10.53 | 7 | 13.94 | 0.46 | 0.42 | 0.49 |
| Croatia | 87.23 | 88.79 | 85.57 | 110.93 | 109.34 | 112.63 | 0.37 | 0.27 | 0.47 |
| Cuba | 43.29 | 34.01 | 52.44 | 69.82 | 57.24 | 82.28 | 0.55 | 0.61 | 0.51 |

| | | | | | | | | | |
|----------------------------------|--------|--------|--------|--------|--------|--------|-------|-------|-------|
| Cyprus | 98.92 | 92.53 | 105.47 | 106.1 | 99.69 | 112.94 | 0.25 | 0.27 | 0.23 |
| Czech Republic | 150.9 | 158.7 | 142.62 | 227.1 | 220.95 | 233.44 | 0.87 | 0.67 | 1.09 |
| Democratic Republic of the Congo | 10.98 | 9.82 | 12.16 | 12.86 | 10.93 | 14.8 | 0.91 | 0.81 | 0.99 |
| Denmark | 101.79 | 100.8 | 102.81 | 141.86 | 130.9 | 153.01 | 0.72 | 0.57 | 0.88 |
| Djibouti | 10.52 | 8.35 | 12.65 | 15.52 | 11.73 | 19.28 | 1.07 | 1.02 | 1.12 |
| Dominica | 33.88 | 27.35 | 40.45 | 47.97 | 39.53 | 56.54 | 0.28 | 0.43 | 0.17 |
| Dominican Republic | 20.31 | 14.85 | 25.7 | 34.3 | 26.64 | 42.01 | 1.27 | 1.46 | 1.16 |
| Ecuador | 20.69 | 16.53 | 24.81 | 33.05 | 26.6 | 39.5 | 1.23 | 1.29 | 1.19 |
| Egypt | 24.93 | 25.75 | 24.11 | 27.29 | 27.18 | 27.39 | 0.89 | 0.90 | 0.89 |
| El Salvador | 22.4 | 18.18 | 26.82 | 40.57 | 32.69 | 49.48 | 1.69 | 1.66 | 1.72 |
| Equatorial Guinea | 18.48 | 15.76 | 21.07 | 12.37 | 8.82 | 15.74 | 0.33 | 0.11 | 0.48 |
| Eritrea | 7.56 | 6.82 | 8.32 | 9.99 | 9.02 | 10.96 | 1.37 | 1.32 | 1.42 |
| Estonia | 99.62 | 112.22 | 85.29 | 143.86 | 160.75 | 124.03 | 0.84 | 0.71 | 0.96 |
| Ethiopia | 12.43 | 9.03 | 15.86 | 12.73 | 9.65 | 15.83 | 2.24 | 2.34 | 2.19 |
| Federated States of Micronesia | 26.52 | 23.43 | 29.47 | 33.69 | 31.02 | 36.23 | 0.72 | 0.78 | 0.67 |
| Fiji | 20.68 | 17.43 | 23.83 | 36.98 | 33.13 | 40.69 | 0.56 | 0.59 | 0.54 |
| Finland | 176.42 | 191.48 | 160.46 | 274.37 | 282.3 | 266.2 | 0.78 | 0.64 | 0.95 |
| France | 143.85 | 148.2 | 139.26 | 187.21 | 186.3 | 188.19 | 0.45 | 0.35 | 0.54 |
| Gabon | 20.06 | 16.69 | 23.57 | 18.59 | 15.24 | 21.88 | 0.40 | 0.35 | 0.45 |
| Georgia | 82.52 | 86.65 | 77.95 | 129.57 | 135.27 | 123.33 | 0.59 | 0.68 | 0.52 |
| Germany | 160.1 | 174.97 | 144.13 | 218.91 | 214.12 | 223.87 | 0.54 | 0.38 | 0.75 |
| Ghana | 9.45 | 7.98 | 10.88 | 12.08 | 10.71 | 13.47 | 1.18 | 1.40 | 1.03 |
| Greece | 122.48 | 112.47 | 132.75 | 191.11 | 186.32 | 196.14 | 0.58 | 0.66 | 0.50 |
| Greenland | 33.84 | 22.46 | 43.69 | 62.51 | 34.2 | 87.05 | 1.57 | 1.17 | 1.74 |
| Grenada | 36.25 | 33.43 | 39.14 | 38.54 | 36.26 | 40.8 | 0.16 | 0.21 | 0.12 |
| Guam | 26.79 | 24.14 | 29.1 | 51.12 | 45.66 | 56.42 | 0.42 | 0.39 | 0.43 |
| Guatemala | 16.68 | 12.8 | 20.62 | 24.55 | 20.31 | 28.97 | 1.70 | 2.01 | 1.50 |
| Guinea | 11.43 | 9.37 | 13.53 | 10.95 | 8.67 | 13.21 | 0.81 | 0.79 | 0.81 |
| Guinea-Bissau | 12.53 | 10.37 | 14.74 | 11.06 | 8.72 | 13.44 | 0.36 | 0.29 | 0.41 |
| Guyana | 23.12 | 18.61 | 27.78 | 25.93 | 20.68 | 31.14 | 0.27 | 0.29 | 0.26 |
| Haiti | 21.58 | 18.36 | 24.9 | 26.75 | 23.3 | 30.28 | 1.39 | 1.40 | 1.38 |
| Honduras | 17.57 | 14.18 | 20.93 | 28.59 | 22.97 | 34.21 | 1.56 | 1.46 | 1.64 |
| Hungary | 115.25 | 119.92 | 110.19 | 143.93 | 154.45 | 132.34 | 0.60 | 0.53 | 0.63 |
| Iceland | 164.32 | 137.43 | 190.98 | 201.11 | 162.85 | 240.19 | 0.42 | 0.40 | 0.44 |
| India | 21.34 | 16.75 | 25.61 | 32.48 | 25.56 | 38.91 | 1.61 | 1.86 | 1.41 |
| Indonesia | 24.05 | 21.24 | 26.83 | 34.08 | 30.24 | 37.86 | 1.19 | 1.29 | 1.12 |
| Iran | 16.46 | 13.61 | 19.2 | 28.84 | 23.11 | 34.49 | 2.34 | 2.45 | 2.27 |
| Iraq | 20.16 | 19.57 | 20.74 | 17.11 | 16.85 | 17.37 | 0.05 | 0.16 | -0.02 |
| Ireland | 106.19 | 95.02 | 117.46 | 109.65 | 90.91 | 128.96 | 0.27 | 0.18 | 0.34 |
| Israel | 90.97 | 82.77 | 99.19 | 114.53 | 109.56 | 119.59 | 0.52 | 0.58 | 0.47 |
| Italy | 132.4 | 130.67 | 134.23 | 193.81 | 187.55 | 200.46 | 0.60 | 0.49 | 0.73 |
| Jamaica | 38.26 | 32.33 | 44.33 | 52.23 | 43.15 | 61.39 | 0.30 | 0.32 | 0.27 |
| Japan | 49.7 | 31.38 | 68.69 | 103.21 | 69.34 | 138.89 | 0.84 | 0.99 | 0.77 |
| Jordan | 19.48 | 17.31 | 21.44 | 19.89 | 17.77 | 21.91 | 0.54 | 0.60 | 0.49 |
| Kazakhstan | 54.25 | 60.26 | 47.86 | 63.48 | 65.6 | 61.21 | 0.27 | 0.24 | 0.34 |
| Kenya | 9.55 | 7.23 | 11.87 | 10.79 | 8.35 | 13.24 | 0.57 | 0.63 | 0.52 |
| Kiribati | 28.28 | 28.73 | 27.82 | 32.23 | 33.17 | 31.27 | 0.61 | 0.78 | 0.49 |
| Kuwait | 10.09 | 7.13 | 12.69 | 12.5 | 9.36 | 14.95 | 0.53 | 0.53 | 0.53 |
| Kyrgyzstan | 48.73 | 52.49 | 44.8 | 52.02 | 50.63 | 53.45 | 0.51 | 0.44 | 0.62 |
| Laos | 24.88 | 23.74 | 26.03 | 26.19 | 23.94 | 28.46 | 1.92 | 1.91 | 1.92 |
| Latvia | 102.36 | 114.42 | 88.47 | 139.35 | 156.32 | 119.59 | 0.58 | 0.54 | 0.61 |
| Lebanon | 31.32 | 29.32 | 33.38 | 39.53 | 36.84 | 42.2 | 1.20 | 0.95 | 1.44 |
| Lesotho | 13.84 | 11.98 | 15.81 | 14.33 | 13.7 | 14.97 | -0.34 | -0.30 | -0.38 |
| Liberia | 9.79 | 7.48 | 12.11 | 10.41 | 8.17 | 12.63 | 1.76 | 1.68 | 1.85 |
| Libya | 14.84 | 13.48 | 16.06 | 24.74 | 23.17 | 26.28 | 0.77 | 1.01 | 0.60 |
| Lithuania | 92.42 | 98.26 | 85.92 | 136.04 | 149.42 | 120.47 | 0.48 | 0.54 | 0.39 |
| Luxembourg | 140.11 | 151.49 | 128.26 | 150.2 | 154.9 | 145.48 | 0.53 | 0.37 | 0.71 |
| Macedonia | 83.1 | 75.75 | 90.37 | 128.48 | 124.65 | 132.35 | 0.67 | 0.78 | 0.58 |
| Madagascar | 13.81 | 9.89 | 17.74 | 14.2 | 10.91 | 17.51 | 0.94 | 1.13 | 0.82 |
| Malawi | 9.4 | 7.54 | 11.33 | 11.07 | 8.99 | 13.16 | 1.56 | 1.66 | 1.47 |
| Malaysia | 24.41 | 20.36 | 28.33 | 34.89 | 26.98 | 42.96 | 0.51 | 0.51 | 0.51 |

| | | | | | | | | | |
|----------------------------------|--------|--------|--------|--------|--------|--------|-------|-------|-------|
| Maldives | 21.45 | 14.13 | 28.4 | 32.27 | 24.11 | 40.39 | 3.03 | 3.79 | 2.65 |
| Mali | 12.33 | 10.13 | 14.57 | 8.9 | 7.47 | 10.29 | 0.28 | 0.30 | 0.27 |
| Malta | 92.37 | 90.8 | 94 | 141.59 | 146.23 | 136.92 | 0.54 | 0.61 | 0.46 |
| Marshall Islands | 20.63 | 18.35 | 22.81 | 27.4 | 24.39 | 30.31 | 0.60 | 0.57 | 0.62 |
| Mauritania | 10.19 | 8.58 | 11.81 | 10.69 | 8.97 | 12.39 | 0.93 | 0.88 | 0.98 |
| Mauritius | 29.09 | 28.79 | 29.4 | 56.38 | 52.44 | 60.42 | 0.90 | 0.74 | 1.04 |
| Mexico | 20.86 | 17.36 | 24.4 | 33.63 | 27.86 | 39.45 | 1.12 | 1.06 | 1.17 |
| Moldova | 73.52 | 75.25 | 71.62 | 103.92 | 106.29 | 101.37 | 0.72 | 0.76 | 0.68 |
| Mongolia | 40.85 | 37.53 | 44.24 | 44.43 | 40.96 | 47.98 | 0.59 | 0.86 | 0.41 |
| Montenegro | 124.01 | 126.65 | 121.36 | 197.75 | 192.11 | 203.53 | 0.54 | 0.51 | 0.58 |
| Morocco | 21.23 | 20.84 | 21.61 | 35.62 | 33.51 | 37.78 | 1.53 | 1.41 | 1.64 |
| Mozambique | 11.32 | 9.26 | 13.57 | 11.93 | 9.75 | 14.22 | 0.94 | 0.92 | 0.95 |
| Myanmar | 34.93 | 39.26 | 30.42 | 43.96 | 46.38 | 41.43 | 1.22 | 1.23 | 1.26 |
| Namibia | 11.02 | 9.45 | 12.65 | 12.02 | 10.22 | 13.92 | 0.29 | 0.31 | 0.27 |
| Nepal | 18.09 | 15.46 | 20.75 | 26.99 | 19.77 | 34.67 | 2.41 | 2.14 | 2.56 |
| Netherlands | 182.33 | 184.55 | 180.05 | 241.43 | 224.34 | 258.8 | 0.44 | 0.28 | 0.61 |
| New Zealand | 156.65 | 156.92 | 156.36 | 199.38 | 186.68 | 212.57 | 0.52 | 0.34 | 0.71 |
| Nicaragua | 15.37 | 12.91 | 17.87 | 28.64 | 23.81 | 33.61 | 2.32 | 2.33 | 2.31 |
| Niger | 7.94 | 6.44 | 9.49 | 8.76 | 6.74 | 10.75 | 1.58 | 1.45 | 1.66 |
| Nigeria | 9.84 | 7.79 | 11.85 | 8.83 | 6.64 | 10.93 | 0.63 | 0.58 | 0.65 |
| North Korea | 31.1 | 35.83 | 26.08 | 64.66 | 73.61 | 55.3 | 1.20 | 1.26 | 1.17 |
| Northern Mariana Islands | 15.84 | 12.96 | 18.44 | 15.42 | 10.98 | 19.89 | 0.22 | 0.15 | 0.26 |
| Norway | 217.39 | 204.61 | 230.46 | 260.3 | 223.36 | 296.8 | 0.56 | 0.33 | 0.79 |
| Oman | 12.96 | 13.61 | 12.43 | 15.48 | 15.28 | 15.58 | 1.03 | 1.02 | 1.08 |
| Pakistan | 24.6 | 14.53 | 33.95 | 26.25 | 16.93 | 35.07 | 0.61 | 0.85 | 0.49 |
| Palestine | 12.72 | 12.29 | 13.15 | 17.03 | 16.07 | 17.96 | 1.03 | 1.08 | 1.00 |
| Panama | 23.92 | 18.68 | 29.04 | 36.53 | 28.76 | 44.27 | 0.62 | 0.65 | 0.60 |
| Papua New Guinea | 17.37 | 16.76 | 17.95 | 20.87 | 19.66 | 22.03 | 0.66 | 0.59 | 0.72 |
| Paraguay | 19.35 | 16.09 | 22.53 | 30.48 | 24.44 | 36.34 | 0.68 | 0.72 | 0.65 |
| Peru | 19.04 | 15.6 | 22.47 | 32.05 | 26.95 | 37.15 | 2.46 | 2.47 | 2.47 |
| Philippines | 20.68 | 18.82 | 22.5 | 30.17 | 27.98 | 32.32 | 1.01 | 1.05 | 0.98 |
| Poland | 125.72 | 133.49 | 117.54 | 202.91 | 213.61 | 191.4 | 0.86 | 0.82 | 0.90 |
| Portugal | 139.25 | 136.5 | 142.21 | 189.42 | 185.21 | 193.9 | 0.64 | 0.58 | 0.69 |
| Puerto Rico | 44.18 | 34.95 | 54 | 64.43 | 57.25 | 72.19 | 0.57 | 0.60 | 0.54 |
| Qatar | 11.07 | 8.78 | 12.21 | 10.18 | 8.09 | 10.96 | 0.27 | 0.25 | 0.25 |
| Romania | 76.67 | 78.61 | 74.67 | 104.91 | 112.64 | 96.69 | 0.43 | 0.53 | 0.33 |
| Russia | 85.71 | 99.08 | 70.54 | 118.56 | 129.46 | 105.75 | 0.29 | 0.27 | 0.34 |
| Rwanda | 9.51 | 7.99 | 11.09 | 11.15 | 9.5 | 12.93 | 1.77 | 1.84 | 1.71 |
| Saint Lucia | 34.48 | 28.95 | 40.18 | 49.59 | 42.52 | 56.94 | 0.70 | 0.73 | 0.68 |
| Saint Vincent and the Grenadines | 31.45 | 28.43 | 34.5 | 40.17 | 33.81 | 46.42 | 0.29 | 0.28 | 0.29 |
| Samoa | 25.66 | 23.87 | 27.3 | 36.97 | 35.73 | 38.13 | 0.68 | 0.53 | 0.81 |
| Sao Tome and Principe | 15.39 | 12.51 | 18.32 | 12.78 | 10.34 | 15.25 | 0.50 | 0.48 | 0.52 |
| Saudi Arabia | 14.18 | 13.47 | 14.73 | 18.82 | 16.17 | 20.85 | 1.32 | 1.27 | 1.34 |
| Senegal | 10.05 | 8.18 | 11.95 | 10.21 | 8.68 | 11.81 | 1.01 | 1.11 | 0.96 |
| Serbia | 76.09 | 76.56 | 75.6 | 105.71 | 110.12 | 101.09 | 0.36 | 0.39 | 0.32 |
| Seychelles | 42.81 | 41.96 | 43.66 | 46.68 | 44.66 | 48.65 | 0.21 | 0.14 | 0.27 |
| Sierra Leone | 10.27 | 7.3 | 13.3 | 8.91 | 6.65 | 11.22 | 0.56 | 0.57 | 0.57 |
| Singapore | 28.44 | 12.78 | 43.69 | 51.87 | 24.14 | 80.58 | 1.10 | 1.10 | 1.19 |
| Slovakia | 128.15 | 133.45 | 122.59 | 205.88 | 219.49 | 191.53 | 0.92 | 0.85 | 0.96 |
| Slovenia | 103.46 | 109.27 | 97.31 | 168.87 | 168.11 | 169.65 | 0.91 | 0.73 | 1.13 |
| Solomon Islands | 22.37 | 16.97 | 27.47 | 26.37 | 21.38 | 31.21 | 0.54 | 0.63 | 0.50 |
| Somalia | 12.36 | 9.82 | 14.94 | 10.73 | 8.42 | 13.07 | 0.31 | 0.29 | 0.32 |
| South Africa | 15.62 | 14.04 | 17.23 | 20.25 | 19.09 | 21.45 | 0.23 | 0.29 | 0.18 |
| South Korea | 23.87 | 16.14 | 31.56 | 57.74 | 37.15 | 78.58 | 1.79 | 1.59 | 1.91 |
| South Sudan | 9.98 | 7.81 | 12.17 | 11.67 | 9.07 | 14.27 | 0.93 | 0.92 | 0.93 |
| Spain | 151.19 | 154.53 | 147.71 | 203.52 | 204.15 | 202.88 | 0.61 | 0.48 | 0.73 |
| Sri Lanka | 38.66 | 31.17 | 46 | 54.67 | 48.79 | 60.99 | 0.99 | 1.10 | 0.91 |
| Sudan | 19.54 | 18.74 | 20.33 | 20.84 | 19.81 | 21.86 | 1.08 | 1.10 | 1.06 |
| Suriname | 24.23 | 20.4 | 27.93 | 34.82 | 30.54 | 39.07 | 0.64 | 0.78 | 0.54 |
| Swaziland | 9.17 | 7.62 | 10.89 | 11.51 | 9.93 | 13.12 | -0.07 | -0.06 | -0.07 |
| Sweden | 222.32 | 190.45 | 254.96 | 308.36 | 269.36 | 347.45 | 0.66 | 0.62 | 0.71 |

| | | | | | | | | | |
|---------------------------------------|--------|--------|--------|----------|--------|----------|-------|-------|-------|
| Switzerland | 92.43 | 93.07 | 91.77 | 102.2 | 98.92 | 105.55 | 0.37 | 0.24 | 0.51 |
| Syria | 24.74 | 23.42 | 26.02 | 30.94 | 30.37 | 31.49 | 0.04 | 0.40 | -0.16 |
| Taiwan | 42.97 | 36.73 | 48.76 | 78.3 | 67.33 | 89.31 | 0.80 | 0.76 | 0.84 |
| Tajikistan | 38.2 | 37.09 | 39.33 | 37.75 | 31.13 | 44.21 | 0.93 | 0.68 | 1.16 |
| Tanzania | 9.89 | 7.81 | 12.01 | 11.2 | 8.02 | 14.42 | 1.18 | 1.01 | 1.29 |
| Thailand | 33.91 | 30.81 | 37.07 | 67.15 | 58.77 | 75.78 | 0.92 | 0.94 | 0.92 |
| The Bahamas | 20 | 17.9 | 22.12 | 38.73 | 34.79 | 42.84 | 1.13 | 1.06 | 1.20 |
| The Gambia | 9.17 | 6.49 | 11.82 | 8.63 | 6.22 | 11.09 | 0.75 | 0.88 | 0.65 |
| Timor-Leste | 15.14 | 13.89 | 16.36 | 27.52 | 25.08 | 29.87 | 3.74 | 3.78 | 3.69 |
| Togo | 10.5 | 8.78 | 12.27 | 9.82 | 7.87 | 11.81 | 0.42 | 0.45 | 0.39 |
| Tonga | 31.24 | 29.14 | 33.28 | 43.42 | 43.6 | 43.25 | 0.53 | 0.74 | 0.37 |
| Trinidad and Tobago | 26.51 | 22.86 | 30.19 | 40.59 | 35.64 | 45.67 | 0.45 | 0.56 | 0.37 |
| Tunisia | 27.41 | 25.08 | 29.71 | 42.79 | 39.9 | 45.75 | 1.10 | 1.23 | 0.99 |
| Turkey | 32.74 | 32.3 | 33.19 | 38.97 | 38.13 | 39.84 | 1.26 | 1.21 | 1.30 |
| Turkmenistan | 36.77 | 37.68 | 35.84 | 44.76 | 42.13 | 47.47 | 1.03 | 0.98 | 1.11 |
| Uganda | 10.72 | 8.45 | 13.02 | 9.97 | 7.82 | 12.13 | 0.91 | 0.95 | 0.86 |
| Ukraine | 101.67 | 113.75 | 87.61 | 143.06 | 156.55 | 127.14 | 0.30 | 0.33 | 0.30 |
| United Arab Emirates | 9.01 | 7.25 | 9.92 | 12.66 | 7.84 | 14.41 | 0.76 | 0.54 | 0.77 |
| United Kingdom | 134.88 | 135.46 | 134.26 | 185.09 | 182.38 | 187.86 | 0.69 | 0.61 | 0.78 |
| United States | 157.63 | 155.29 | 160.08 | 202.86 | 192.03 | 214.05 | 0.38 | 0.27 | 0.50 |
| Uruguay | 90.4 | 73.71 | 108.12 | 110.63 | 100.24 | 121.76 | 0.37 | 0.46 | 0.30 |
| Uzbekistan | 39.99 | 40.95 | 39 | 49.55 | 46.76 | 52.44 | 0.66 | 0.59 | 0.74 |
| Vanuatu | 28.09 | 20.59 | 35.18 | 30.14 | 25.09 | 35.07 | 0.23 | 0.36 | 0.16 |
| Venezuela | 17.33 | 14.26 | 20.35 | 29.06 | 24.69 | 33.46 | 0.63 | 0.85 | 0.48 |
| Vietnam | 38.89 | 40.27 | 37.47 | 53.51 | 54.86 | 52.13 | 1.00 | 1.10 | 0.94 |
| Virgin Islands, U.S. | 26.18 | 21.83 | 30.8 | 71.39 | 58.96 | 85.04 | 1.04 | 1.11 | 0.99 |
| Yemen | 15.87 | 16.7 | 15.02 | 17.84 | 16.98 | 18.68 | 1.39 | 1.19 | 1.60 |
| Zambia | 9.46 | 7.72 | 11.23 | 9.97 | 8.14 | 11.8 | 0.78 | 0.87 | 0.70 |
| Zimbabwe | 11.29 | 9.27 | 13.32 | 13.01 | 10.52 | 15.58 | 0.02 | -0.01 | 0.03 |
| Cardiomyopathy and myocarditis | | | | | | | | | |
| Afghanistan | 165.3 | 203.56 | 128.88 | 162.05 | 195.83 | 130.33 | 0.61 | 0.65 | 0.60 |
| Albania | 266.93 | 256.43 | 276.93 | 368.03 | 304.22 | 432.86 | 0.55 | 0.37 | 0.71 |
| Algeria | 486.79 | 473.23 | 500.02 | 248.72 | 221.92 | 275.15 | -0.27 | -0.34 | -0.21 |
| American Samoa | 187.27 | 175.83 | 198.1 | 197.2 | 168.46 | 225.79 | 0.28 | 0.01 | 0.53 |
| Andorra | 94.52 | 69.45 | 120.95 | 76.62 | 48.14 | 106.31 | -0.19 | -0.29 | -0.13 |
| Angola | 230.03 | 238.94 | 220.91 | 164.26 | 163.52 | 165 | 0.45 | 0.33 | 0.58 |
| Antigua and Barbuda | 173.25 | 173.36 | 173.14 | 163.25 | 128.11 | 201.57 | 0.04 | -0.19 | 0.30 |
| Argentina | 573.4 | 421.3 | 731.49 | 171.58 | 118.89 | 226.56 | -0.64 | -0.68 | -0.62 |
| Armenia | 45.98 | 32.34 | 60.44 | 58.89 | 35.76 | 85.52 | 0.43 | 0.25 | 0.55 |
| Australia | 183.36 | 119.74 | 247.32 | 99.88 | 61.53 | 138.32 | -0.37 | -0.43 | -0.32 |
| Austria | 586.67 | 652.35 | 515.11 | 196.01 | 178.75 | 214.14 | -0.60 | -0.68 | -0.50 |
| Azerbaijan | 116.51 | 75.53 | 159.27 | 115.06 | 54.8 | 176.03 | 0.49 | 0.11 | 0.65 |
| Bahrain | 144.42 | 126.27 | 157.77 | 73.37 | 57.9 | 82.84 | -0.26 | -0.36 | -0.22 |
| Bangladesh | 20.33 | 19.95 | 20.69 | 28.16 | 28.52 | 27.81 | 2.22 | 2.59 | 1.91 |
| Barbados | 226.14 | 198.28 | 256.16 | 230.5 | 155.88 | 311.58 | -0.03 | -0.28 | 0.19 |
| Belarus | 307.51 | 153.21 | 482.27 | 608.36 | 232.41 | 1,044.48 | 0.70 | 0.42 | 0.74 |
| Belgium | 199.16 | 189.68 | 209.09 | 121.83 | 109.33 | 134.82 | -0.30 | -0.36 | -0.25 |
| Belize | 196.8 | 230.42 | 163.74 | 169.44 | 152.48 | 186.49 | 0.03 | -0.17 | 0.30 |
| Benin | 72.04 | 65.98 | 78.49 | 57.12 | 40 | 74.3 | 0.51 | 0.16 | 0.78 |
| Bermuda | 213.46 | 163.94 | 263.61 | 139.2 | 76.57 | 203.03 | -0.17 | -0.44 | 0.02 |
| Bhutan | 28.22 | 28.77 | 27.72 | 39.38 | 38.16 | 40.42 | 2.13 | 2.23 | 2.04 |
| Bolivia | 250.1 | 239.62 | 260.52 | 101.77 | 95.08 | 108.44 | -0.12 | -0.14 | -0.11 |
| Bosnia and Herzegovina | 456.1 | 462.35 | 449.84 | 1,012.30 | 996.42 | 1,028.32 | 1.26 | 1.11 | 1.39 |
| Botswana | 199.95 | 205.51 | 194.26 | 276.36 | 250.59 | 302.15 | 0.04 | -0.08 | 0.16 |
| Brazil | 233.07 | 192.19 | 274.6 | 224.7 | 160.31 | 291.25 | 0.21 | 0.05 | 0.34 |
| Brunei | 130.19 | 90.4 | 165.81 | 115.69 | 69.46 | 159.2 | -0.09 | -0.22 | -0.02 |
| Bulgaria | 223.54 | 196.27 | 251.58 | 516.06 | 468.11 | 566.37 | 1.25 | 1.28 | 1.23 |
| Burkina Faso | 79.34 | 74.83 | 84.07 | 63.03 | 51.43 | 74.79 | 0.48 | 0.25 | 0.67 |
| Burundi | 150.8 | 128.15 | 174.24 | 66.62 | 56.57 | 76.89 | -0.01 | 0.00 | -0.03 |
| Cambodia | 211.39 | 212.77 | 209.92 | 98.73 | 83.68 | 114.54 | 0.14 | -0.01 | 0.30 |
| Cameroon | 85.78 | 77.32 | 94.35 | 71.94 | 51.65 | 92.22 | 0.12 | -0.11 | 0.28 |

| | | | | | | | | | |
|----------------------------------|--------|--------|--------|--------|--------|--------|-------|-------|-------|
| Canada | 99.45 | 65.46 | 134.03 | 76.82 | 51.96 | 102.04 | -0.19 | -0.21 | -0.17 |
| Cape Verde | 39.7 | 20.71 | 60.7 | 37.55 | 22.69 | 52.81 | 0.46 | 0.72 | 0.34 |
| Central African Republic | 192.22 | 178.29 | 206.62 | 185.59 | 152.54 | 219.52 | 0.18 | 0.02 | 0.29 |
| Chad | 64.07 | 63.93 | 64.22 | 58.7 | 47.66 | 69.71 | 0.34 | 0.09 | 0.57 |
| Chile | 98.26 | 74.1 | 123.07 | 103.92 | 61.16 | 147.83 | 0.22 | -0.11 | 0.46 |
| China | 64.33 | 52.46 | 75.59 | 59.72 | 46.54 | 72.13 | 0.38 | 0.45 | 0.32 |
| Colombia | 103.62 | 88.67 | 118.77 | 60.67 | 48.98 | 72.73 | -0.22 | -0.32 | -0.14 |
| Comoros | 111.45 | 90.17 | 132.59 | 52.74 | 40 | 65.24 | 0.02 | -0.05 | 0.06 |
| Congo | 178.57 | 167.07 | 190.14 | 141.31 | 151.1 | 131.53 | 0.12 | 0.13 | 0.10 |
| Costa Rica | 68.52 | 57.27 | 79.6 | 107.94 | 77.73 | 138.1 | 0.65 | 0.41 | 0.83 |
| Cote d'Ivoire | 89.55 | 71.61 | 106.09 | 69.07 | 45.79 | 91.55 | 0.09 | -0.08 | 0.19 |
| Croatia | 166.93 | 147.7 | 187.36 | 247.69 | 225.71 | 271.27 | 0.60 | 0.58 | 0.62 |
| Cuba | 73.46 | 73.86 | 73.06 | 157.73 | 109.61 | 205.4 | 1.06 | 0.42 | 1.70 |
| Cyprus | 112.4 | 92.68 | 132.63 | 63 | 41.7 | 85.77 | -0.35 | -0.47 | -0.25 |
| Czech Republic | 161.72 | 124.64 | 201.01 | 132.63 | 94.02 | 172.48 | 0.02 | -0.09 | 0.10 |
| Democratic Republic of the Congo | 130.17 | 138.8 | 121.33 | 106.33 | 101.79 | 110.9 | 0.33 | 0.19 | 0.49 |
| Denmark | 109.58 | 85.27 | 134.59 | 87.54 | 55.81 | 119.77 | -0.01 | -0.21 | 0.12 |
| Djibouti | 106.86 | 80.03 | 133.37 | 93.53 | 56.57 | 130.16 | 0.20 | -0.01 | 0.30 |
| Dominica | 330.56 | 293.77 | 367.63 | 471.51 | 257.12 | 689.3 | 0.29 | -0.13 | 0.57 |
| Dominican Republic | 193.8 | 206.6 | 181.16 | 74.21 | 80 | 68.39 | -0.48 | -0.47 | -0.50 |
| Ecuador | 105.73 | 100.04 | 111.36 | 51.16 | 41.56 | 60.75 | -0.32 | -0.41 | -0.25 |
| Egypt | 728.75 | 650.84 | 806.13 | 501.53 | 434.28 | 567.39 | 0.19 | 0.20 | 0.17 |
| El Salvador | 162.95 | 133.17 | 194.14 | 42.63 | 23.65 | 64.08 | -0.61 | -0.74 | -0.51 |
| Equatorial Guinea | 247.53 | 247.61 | 247.46 | 157.07 | 141.56 | 171.81 | 0.22 | 0.10 | 0.34 |
| Eritrea | 94.42 | 78.29 | 110.75 | 71.54 | 61.07 | 81.96 | 0.34 | 0.33 | 0.32 |
| Estonia | 505.92 | 260.75 | 784.92 | 397.68 | 172.41 | 662.19 | 0.00 | -0.21 | 0.14 |
| Ethiopia | 117.04 | 100.36 | 133.82 | 53.2 | 40.25 | 66.19 | 0.42 | 0.24 | 0.55 |
| Federated States of Micronesia | 250.39 | 257.8 | 243.29 | 221.79 | 193.53 | 248.71 | 0.19 | 0.00 | 0.38 |
| Fiji | 159.21 | 150.9 | 167.26 | 310.92 | 287.61 | 333.47 | 0.70 | 0.60 | 0.79 |
| Finland | 158.28 | 121.57 | 197.21 | 237.75 | 107.61 | 371.9 | 0.72 | -0.02 | 1.22 |
| France | 171.6 | 134.15 | 211.1 | 128.33 | 100.79 | 157.64 | -0.17 | -0.19 | -0.15 |
| Gabon | 183.44 | 148.96 | 219.35 | 135.62 | 116.17 | 154.63 | 0.11 | 0.14 | 0.07 |
| Georgia | 130.8 | 92.3 | 173.28 | 187.28 | 85.15 | 298.99 | 0.44 | -0.01 | 0.66 |
| Germany | 285.77 | 267.86 | 305.01 | 205.65 | 147.31 | 265.98 | -0.19 | -0.38 | -0.02 |
| Ghana | 120.3 | 156.46 | 85.29 | 138.13 | 147.21 | 128.96 | 0.93 | 0.64 | 1.41 |
| Greece | 253.2 | 264.69 | 241.41 | 158.37 | 161.76 | 154.8 | -0.37 | -0.39 | -0.35 |
| Greenland | 274.52 | 128.18 | 401.18 | 244.8 | 84.94 | 383.41 | 0.24 | -0.05 | 0.31 |
| Grenada | 312.07 | 346.16 | 277.1 | 320.47 | 264.27 | 376.32 | 0.13 | -0.14 | 0.46 |
| Guam | 150.49 | 164.92 | 137.88 | 221.93 | 179.46 | 263.21 | 0.09 | -0.20 | 0.41 |
| Guatemala | 148.39 | 128.32 | 168.75 | 39.45 | 30.86 | 48.41 | -0.51 | -0.54 | -0.49 |
| Guinea | 78.95 | 86.82 | 70.91 | 53.66 | 41.25 | 66.02 | 0.28 | -0.09 | 0.70 |
| Guinea-Bissau | 94.8 | 91.11 | 98.57 | 81.15 | 67.71 | 94.77 | 0.27 | 0.09 | 0.44 |
| Guyana | 283.69 | 286.09 | 281.22 | 268.77 | 214.85 | 322.18 | 0.08 | -0.13 | 0.28 |
| Haiti | 417.67 | 501.58 | 331.28 | 230.01 | 243.08 | 216.65 | 0.06 | -0.09 | 0.28 |
| Honduras | 189.01 | 169.5 | 208.39 | 101.96 | 70.48 | 133.44 | -0.15 | -0.37 | 0.03 |
| Hungary | 547.64 | 410.88 | 695.58 | 388.26 | 233.36 | 559.03 | -0.09 | -0.32 | 0.09 |
| Iceland | 61.17 | 45.91 | 76.3 | 33.7 | 20.26 | 47.43 | -0.36 | -0.48 | -0.29 |
| India | 25.49 | 21.93 | 28.82 | 49.77 | 47.13 | 52.22 | 2.35 | 3.03 | 1.88 |
| Indonesia | 93.56 | 69.33 | 117.59 | 84.17 | 67.9 | 100.22 | 0.39 | 0.57 | 0.27 |
| Iran | 96.98 | 86.79 | 106.81 | 83.94 | 59.16 | 108.35 | 0.65 | 0.38 | 0.84 |
| Iraq | 280.2 | 220.37 | 338.95 | 197.33 | 137.64 | 255.53 | -0.13 | -0.16 | -0.12 |
| Ireland | 188.83 | 158.91 | 219.01 | 81.87 | 46.83 | 117.94 | -0.47 | -0.64 | -0.34 |
| Israel | 124.48 | 119.05 | 129.94 | 45.3 | 36.39 | 54.36 | -0.56 | -0.64 | -0.49 |
| Italy | 433.83 | 423.62 | 444.67 | 170.22 | 151.53 | 190.09 | -0.57 | -0.63 | -0.51 |
| Jamaica | 207.72 | 217.55 | 197.63 | 146.43 | 117.69 | 175.4 | -0.33 | -0.46 | -0.18 |
| Japan | 121.12 | 108.83 | 133.84 | 96.02 | 85.22 | 107.38 | -0.30 | -0.29 | -0.30 |
| Jordan | 46.42 | 43.93 | 48.68 | 19.54 | 13.02 | 25.75 | -0.36 | -0.54 | -0.23 |
| Kazakhstan | 152.33 | 117.35 | 189.5 | 291.36 | 163.1 | 428.79 | 1.08 | 0.59 | 1.37 |
| Kenya | 43.63 | 38.93 | 48.36 | 40.76 | 29.38 | 52.13 | 0.29 | 0.07 | 0.47 |
| Kiribati | 464 | 423.56 | 505.29 | 281.21 | 203.16 | 361.28 | -0.14 | -0.26 | -0.05 |
| Kuwait | 61 | 53.76 | 67.34 | 28.42 | 20.35 | 34.72 | -0.42 | -0.56 | -0.33 |

| | | | | | | | | | |
|----------------------------------|--------|--------|----------|----------|--------|----------|-------|-------|-------|
| Kyrgyzstan | 138.1 | 81.27 | 197.37 | 224.66 | 100.44 | 351.51 | 1.30 | 0.84 | 1.42 |
| Laos | 320.08 | 326.98 | 313.17 | 154.7 | 141.52 | 168.01 | 0.34 | 0.25 | 0.43 |
| Latvia | 700.85 | 394.63 | 1,053.58 | 968.6 | 454.9 | 1,566.87 | 0.61 | 0.30 | 0.77 |
| Lebanon | 181.78 | 147.56 | 216.94 | 70.92 | 61.32 | 80.42 | -0.32 | -0.36 | -0.29 |
| Lesotho | 200.05 | 195.78 | 204.57 | 345.67 | 327.66 | 364.05 | 0.08 | -0.01 | 0.13 |
| Liberia | 84.46 | 86.9 | 82 | 43.08 | 34.48 | 51.54 | 0.32 | -0.03 | 0.71 |
| Libya | 416.01 | 405.85 | 425.1 | 170.25 | 134.12 | 205.94 | -0.56 | -0.61 | -0.53 |
| Lithuania | 225.64 | 128.08 | 334.21 | 461.63 | 185.16 | 783.16 | 1.05 | 0.47 | 1.32 |
| Luxembourg | 193.83 | 165.14 | 223.69 | 74.85 | 62.72 | 87.04 | -0.45 | -0.49 | -0.41 |
| Macedonia | 495.97 | 532.14 | 460.23 | 611.61 | 649.21 | 573.69 | 0.33 | 0.32 | 0.34 |
| Madagascar | 140.88 | 107.35 | 174.52 | 111.23 | 73.43 | 149.26 | 0.47 | 0.30 | 0.54 |
| Malawi | 85.92 | 83.37 | 88.55 | 53.47 | 43.39 | 63.59 | 0.35 | 0.16 | 0.51 |
| Malaysia | 108.25 | 91.65 | 124.36 | 89.63 | 54.4 | 125.5 | -0.12 | -0.33 | 0.01 |
| Maldives | 99.99 | 118.53 | 82.38 | 35.39 | 31.8 | 38.95 | -0.05 | -0.24 | 0.21 |
| Mali | 86.26 | 99.84 | 72.39 | 51.22 | 53.92 | 48.57 | 0.05 | -0.05 | 0.20 |
| Malta | 207.36 | 209.31 | 205.34 | 92.99 | 75.08 | 111.04 | -0.55 | -0.64 | -0.46 |
| Marshall Islands | 242.61 | 247.79 | 237.65 | 279.16 | 237.65 | 319.24 | 0.39 | 0.14 | 0.63 |
| Mauritania | 66.18 | 58.55 | 73.85 | 39.13 | 33.02 | 45.15 | 0.08 | 0.00 | 0.14 |
| Mauritius | 84.64 | 65.05 | 104.31 | 116.43 | 67.82 | 166.24 | 0.35 | 0.00 | 0.58 |
| Mexico | 54.23 | 47.69 | 60.84 | 49.31 | 38.83 | 59.89 | 0.20 | 0.05 | 0.32 |
| Moldova | 82.16 | 58.81 | 107.77 | 148.62 | 71.46 | 232.04 | 1.20 | 0.51 | 1.56 |
| Mongolia | 173.94 | 169.6 | 178.39 | 194.25 | 108.08 | 282.17 | 0.63 | 0.09 | 1.06 |
| Montenegro | 392.97 | 356.86 | 429.39 | 511.53 | 412.13 | 613.29 | 0.26 | 0.15 | 0.35 |
| Morocco | 247.74 | 285.35 | 209.98 | 112.76 | 100.4 | 125.41 | -0.32 | -0.47 | -0.10 |
| Mozambique | 71.76 | 65.68 | 78.4 | 66.68 | 49.09 | 85.08 | 0.70 | 0.34 | 0.98 |
| Myanmar | 150.69 | 112.56 | 190.37 | 127.36 | 105.69 | 150.02 | 0.48 | 0.76 | 0.29 |
| Namibia | 215.54 | 204.22 | 227.35 | 171.42 | 134.09 | 210.75 | -0.08 | -0.22 | 0.04 |
| Nepal | 21.66 | 16.35 | 27.04 | 28.06 | 20.55 | 36.04 | 1.96 | 2.08 | 1.84 |
| Netherlands | 208.78 | 176.16 | 242.14 | 99.29 | 82.96 | 115.89 | -0.48 | -0.51 | -0.46 |
| New Zealand | 200.05 | 118.69 | 283.91 | 115.6 | 60.83 | 172.47 | -0.31 | -0.42 | -0.23 |
| Nicaragua | 109.37 | 102.24 | 116.6 | 44.2 | 34.36 | 54.31 | -0.28 | -0.39 | -0.18 |
| Niger | 71.32 | 71.53 | 71.1 | 39.66 | 31.59 | 47.6 | 0.30 | 0.03 | 0.56 |
| Nigeria | 70.86 | 64.66 | 76.94 | 42.97 | 27.66 | 57.71 | 0.10 | -0.21 | 0.34 |
| North Korea | 108.9 | 89.13 | 129.84 | 75.79 | 62.23 | 89.96 | -0.25 | -0.21 | -0.28 |
| Northern Mariana Islands | 119.89 | 123.76 | 116.41 | 117.17 | 77.91 | 156.71 | 0.23 | -0.14 | 0.57 |
| Norway | 85.69 | 68.25 | 103.51 | 69.24 | 57.49 | 80.86 | 0.05 | 0.02 | 0.09 |
| Oman | 33.38 | 38.29 | 29.47 | 25.58 | 19.06 | 28.89 | 0.31 | -0.10 | 0.64 |
| Pakistan | 22.82 | 14.48 | 30.56 | 47.86 | 41.71 | 53.68 | 2.16 | 3.56 | 1.52 |
| Palestine | 108.59 | 81.85 | 134.66 | 58.4 | 29.05 | 86.93 | -0.18 | -0.44 | -0.06 |
| Panama | 68.71 | 51.68 | 85.36 | 97.81 | 66.64 | 128.8 | 0.51 | 0.38 | 0.58 |
| Papua New Guinea | 265.56 | 325.76 | 208.1 | 267.31 | 300.25 | 235.65 | 0.37 | 0.23 | 0.57 |
| Paraguay | 61.25 | 57.97 | 64.46 | 53.03 | 40.82 | 64.87 | -0.07 | -0.20 | 0.03 |
| Peru | 115.3 | 111.39 | 119.21 | 34.85 | 29.4 | 40.32 | -0.38 | -0.47 | -0.29 |
| Philippines | 67.66 | 53.92 | 81.11 | 87.18 | 73.51 | 100.6 | 0.78 | 0.89 | 0.71 |
| Poland | 414.55 | 326.53 | 507.13 | 439.79 | 324.29 | 564.1 | 0.23 | 0.13 | 0.30 |
| Portugal | 120.8 | 114.99 | 127.06 | 89.18 | 69.37 | 110.3 | -0.11 | -0.30 | 0.08 |
| Puerto Rico | 174.92 | 165.26 | 185.19 | 104.35 | 92.43 | 117.23 | -0.36 | -0.45 | -0.27 |
| Qatar | 67.18 | 67.06 | 67.23 | 26.19 | 22.05 | 27.74 | -0.46 | -0.55 | -0.43 |
| Romania | 387.81 | 321.34 | 456.2 | 606.93 | 413.76 | 812.53 | 0.64 | 0.37 | 0.84 |
| Russia | 693.49 | 384.24 | 1,044.66 | 1,285.98 | 676.02 | 2,002.27 | 0.72 | 0.71 | 0.71 |
| Rwanda | 119.14 | 108.89 | 129.75 | 60.11 | 48.7 | 72.52 | 0.18 | 0.06 | 0.28 |
| Saint Lucia | 316.24 | 307.8 | 324.93 | 274.66 | 197.77 | 354.51 | 0.03 | -0.24 | 0.29 |
| Saint Vincent and the Grenadines | 127.01 | 144.25 | 109.6 | 154.9 | 115.66 | 193.42 | 0.24 | -0.13 | 0.69 |
| Samoa | 160.06 | 143.32 | 175.49 | 171.62 | 159.1 | 183.37 | 0.26 | 0.14 | 0.36 |
| Sao Tome and Principe | 93.05 | 79.6 | 106.75 | 80.88 | 63.39 | 98.5 | 0.55 | 0.40 | 0.65 |
| Saudi Arabia | 107.8 | 129.23 | 90.95 | 81.28 | 55.5 | 101.08 | 0.32 | -0.19 | 0.84 |
| Senegal | 60.6 | 52.43 | 68.84 | 47.41 | 35.29 | 59.98 | 0.53 | 0.30 | 0.68 |
| Serbia | 340.97 | 313.32 | 369.37 | 408.21 | 349.83 | 469.43 | 0.17 | 0.08 | 0.25 |
| Seychelles | 64.89 | 31.83 | 98.1 | 54.72 | 23.31 | 85.3 | -0.07 | -0.22 | -0.01 |
| Sierra Leone | 86.46 | 78.11 | 94.98 | 63.82 | 53.48 | 74.37 | 0.32 | 0.17 | 0.45 |
| Singapore | 147.54 | 110.82 | 183.29 | 64.45 | 48.27 | 81.21 | -0.50 | -0.51 | -0.47 |

| | | | | | | | | | |
|--------------------------------|----------|----------|----------|----------|----------|----------|-------|-------|-------|
| Slovakia | 170.2 | 115.39 | 227.6 | 182.26 | 96.83 | 272.41 | 0.28 | -0.05 | 0.50 |
| Slovenia | 1,017.07 | 1,002.22 | 1,032.82 | 450.6 | 433.39 | 468.12 | -0.48 | -0.51 | -0.45 |
| Solomon Islands | 221.69 | 249.46 | 195.4 | 254.79 | 261.9 | 247.9 | 0.50 | 0.35 | 0.67 |
| Somalia | 121.32 | 111.17 | 131.66 | 78.17 | 69.21 | 87.22 | -0.04 | -0.08 | -0.02 |
| South Africa | 283.73 | 292.9 | 274.34 | 288.18 | 261.38 | 315.93 | -0.04 | -0.15 | 0.09 |
| South Korea | 100.87 | 97.73 | 104 | 44.22 | 39.13 | 49.37 | -0.49 | -0.55 | -0.44 |
| South Sudan | 111.34 | 104.92 | 117.82 | 76.79 | 67.19 | 86.36 | 0.10 | 0.02 | 0.17 |
| Spain | 191.44 | 182.71 | 200.53 | 144.9 | 110.67 | 180.02 | -0.10 | -0.32 | 0.13 |
| Sri Lanka | 251.85 | 159.19 | 342.71 | 70.3 | 49.71 | 92.44 | -0.61 | -0.58 | -0.61 |
| Sudan | 338.65 | 352.65 | 324.76 | 183.17 | 173.14 | 193.13 | 0.05 | -0.03 | 0.13 |
| Suriname | 208.94 | 238.93 | 179.92 | 171.46 | 150.42 | 192.43 | -0.06 | -0.25 | 0.18 |
| Swaziland | 233.75 | 237.36 | 229.72 | 335.02 | 319.09 | 351.28 | 0.04 | -0.07 | 0.13 |
| Sweden | 173.78 | 122.77 | 226.03 | 117.48 | 79.52 | 155.52 | -0.19 | -0.26 | -0.14 |
| Switzerland | 141.75 | 105.19 | 180.04 | 81.68 | 59.08 | 104.79 | -0.28 | -0.34 | -0.24 |
| Syria | 233.77 | 192.78 | 273.45 | 143.13 | 103.95 | 181.35 | -0.49 | -0.42 | -0.54 |
| Taiwan | 103.34 | 73.8 | 130.76 | 70.78 | 50.03 | 91.6 | -0.32 | -0.35 | -0.30 |
| Tajikistan | 91.94 | 74.46 | 109.62 | 85.62 | 52.63 | 117.84 | 0.82 | 0.42 | 1.06 |
| Tanzania | 84.54 | 75.53 | 93.71 | 63.53 | 51.13 | 76.09 | 0.44 | 0.31 | 0.52 |
| Thailand | 328.91 | 254.69 | 404.5 | 55.46 | 35.39 | 76.11 | -0.84 | -0.86 | -0.82 |
| The Bahamas | 265.48 | 205.57 | 326.22 | 264.28 | 160.52 | 372.5 | 0.10 | -0.17 | 0.29 |
| The Gambia | 58.2 | 55.93 | 60.43 | 37.3 | 24.64 | 50.21 | 0.19 | -0.13 | 0.47 |
| Timor-Leste | 211.96 | 223.6 | 200.62 | 95.36 | 93.39 | 97.26 | 0.16 | 0.10 | 0.23 |
| Togo | 72.07 | 66.72 | 77.55 | 55.16 | 36.21 | 74.55 | 0.16 | -0.13 | 0.37 |
| Tonga | 44.57 | 19.69 | 68.84 | 55.59 | 19.71 | 91.27 | 0.38 | 0.16 | 0.40 |
| Trinidad and Tobago | 118.79 | 125.7 | 111.84 | 179.83 | 114.72 | 246.67 | 0.44 | -0.09 | 1.00 |
| Tunisia | 178.02 | 216.22 | 140.28 | 87.71 | 71.04 | 104.78 | -0.34 | -0.54 | -0.04 |
| Turkey | 153.37 | 114.16 | 193.54 | 58.45 | 39.1 | 78.5 | -0.28 | -0.36 | -0.22 |
| Turkmenistan | 164.63 | 154.35 | 175.19 | 110.31 | 73.88 | 147.98 | 0.12 | -0.15 | 0.35 |
| Uganda | 83.6 | 76.2 | 91.09 | 72.65 | 52.45 | 92.85 | 0.77 | 0.44 | 1.01 |
| Ukraine | 312.78 | 170.54 | 478.29 | 527.91 | 244.08 | 863.16 | 0.56 | 0.38 | 0.61 |
| United Arab Emirates | 176.81 | 136.59 | 197.71 | 149.97 | 81.72 | 174.84 | 0.06 | -0.14 | 0.08 |
| United Kingdom | 168.6 | 149.2 | 189.12 | 92.94 | 70.92 | 115.5 | -0.32 | -0.43 | -0.22 |
| United States | 262.51 | 182.38 | 346.79 | 189.47 | 134.37 | 246.44 | -0.22 | -0.24 | -0.20 |
| Uruguay | 292.14 | 204.41 | 385.26 | 174.44 | 102.75 | 251.24 | -0.33 | -0.46 | -0.24 |
| Uzbekistan | 30.01 | 26.12 | 33.98 | 36.92 | 26.96 | 47.22 | 0.65 | 0.44 | 0.80 |
| Vanuatu | 225.26 | 237.56 | 213.63 | 276.81 | 276.43 | 277.19 | 0.40 | 0.30 | 0.50 |
| Venezuela | 76.77 | 62.38 | 90.93 | 58.35 | 40.79 | 76.05 | -0.26 | -0.30 | -0.25 |
| Vietnam | 74.69 | 42.7 | 107.66 | 69.62 | 44.19 | 95.6 | 0.35 | 0.59 | 0.22 |
| Virgin Islands, U.S. | 245.38 | 169.9 | 325.33 | 409.55 | 221.44 | 616.31 | 0.25 | 0.02 | 0.36 |
| Yemen | 352.14 | 390.42 | 313.17 | 156 | 154.11 | 157.85 | -0.06 | -0.15 | 0.05 |
| Zambia | 78.19 | 78.68 | 77.69 | 76.43 | 51.25 | 101.67 | 0.64 | 0.14 | 1.09 |
| Zimbabwe | 129 | 117.52 | 140.58 | 183.38 | 128.77 | 239.6 | 0.24 | -0.06 | 0.49 |
| Cerebrovascular disease | | | | | | | | | |
| Afghanistan | 2,462.74 | 3,465.83 | 1,507.82 | 2,918.51 | 4,012.44 | 1,891.33 | 0.95 | 0.98 | 0.98 |
| Albania | 1,508.74 | 1,376.37 | 1,634.81 | 2,338.99 | 2,044.66 | 2,638.06 | 0.74 | 0.72 | 0.76 |
| Algeria | 1,200.56 | 1,300.37 | 1,103.20 | 1,148.91 | 1,232.80 | 1,066.17 | 0.37 | 0.34 | 0.39 |
| American Samoa | 1,388.31 | 954.51 | 1,798.93 | 941.46 | 885.05 | 997.58 | -0.18 | -0.02 | -0.25 |
| Andorra | 816.31 | 727.28 | 910.18 | 661.73 | 528.1 | 800.97 | -0.19 | -0.25 | -0.13 |
| Angola | 1,898.78 | 2,083.92 | 1,709.07 | 1,330.65 | 1,569.99 | 1,088.19 | 0.41 | 0.45 | 0.34 |
| Antigua and Barbuda | 1,890.78 | 1,861.03 | 1,922.59 | 1,185.79 | 1,085.90 | 1,294.72 | -0.31 | -0.36 | -0.25 |
| Argentina | 1,732.81 | 1,522.08 | 1,951.84 | 967.16 | 866.19 | 1,072.52 | -0.34 | -0.35 | -0.33 |
| Armenia | 1,583.71 | 1,654.27 | 1,508.93 | 1,922.23 | 1,771.27 | 2,096.10 | 0.35 | 0.21 | 0.52 |
| Australia | 1,017.37 | 1,046.05 | 988.52 | 633.2 | 648.28 | 618.08 | -0.28 | -0.31 | -0.24 |
| Austria | 1,861.60 | 1,998.76 | 1,712.16 | 790.27 | 806.16 | 773.59 | -0.50 | -0.53 | -0.45 |
| Azerbaijan | 1,712.75 | 1,751.08 | 1,672.75 | 1,602.92 | 1,488.70 | 1,718.49 | 0.41 | 0.30 | 0.54 |
| Bahrain | 597.65 | 643.71 | 563.77 | 305.33 | 331.11 | 289.55 | -0.26 | -0.28 | -0.24 |
| Bangladesh | 1,473.20 | 1,671.45 | 1,283.77 | 2,161.09 | 2,011.02 | 2,308.26 | 2.41 | 2.02 | 2.89 |
| Barbados | 1,832.03 | 1,791.35 | 1,875.86 | 1,654.77 | 1,614.89 | 1,698.11 | -0.14 | -0.17 | -0.12 |
| Belarus | 3,089.89 | 3,282.97 | 2,871.21 | 3,506.14 | 3,267.19 | 3,783.32 | -0.02 | -0.07 | 0.06 |
| Belgium | 1,577.92 | 1,655.71 | 1,496.52 | 933.42 | 926.92 | 940.18 | -0.33 | -0.37 | -0.27 |
| Belize | 960.58 | 922.44 | 998.08 | 785.09 | 677.92 | 892.9 | -0.03 | -0.07 | 0.02 |

| | | | | | | | | | |
|----------------------------------|----------|----------|----------|----------|----------|----------|-------|-------|-------|
| Benin | 1,194.30 | 1,199.61 | 1,188.65 | 1,312.54 | 1,286.29 | 1,338.89 | 1.09 | 1.02 | 1.11 |
| Bermuda | 1,206.73 | 1,081.27 | 1,333.77 | 725.4 | 599.18 | 854.04 | -0.24 | -0.34 | -0.15 |
| Bhutan | 1,018.50 | 1,078.92 | 962.36 | 814.87 | 698.01 | 915.48 | 0.80 | 0.58 | 0.98 |
| Bolivia | 1,468.41 | 1,642.22 | 1,295.80 | 1,007.28 | 1,066.36 | 948.43 | 0.48 | 0.41 | 0.57 |
| Bosnia and Herzegovina | 1,951.31 | 1,992.19 | 1,910.39 | 2,104.87 | 2,016.91 | 2,193.64 | 0.10 | -0.01 | 0.20 |
| Botswana | 933.25 | 1,072.82 | 790.38 | 1,224.64 | 1,276.78 | 1,172.45 | 0.01 | -0.07 | 0.13 |
| Brazil | 1,628.17 | 1,488.35 | 1,770.21 | 1,261.27 | 1,124.43 | 1,402.68 | -0.02 | -0.05 | 0.00 |
| Brunei | 742.95 | 730.49 | 754.11 | 694.94 | 651.01 | 736.28 | -0.05 | -0.10 | 0.00 |
| Bulgaria | 4,762.34 | 4,435.85 | 5,098.02 | 4,228.33 | 3,985.72 | 4,482.94 | -0.13 | -0.14 | -0.13 |
| Burkina Faso | 767.3 | 862.83 | 667.33 | 667.02 | 765.8 | 566.96 | 0.61 | 0.61 | 0.59 |
| Burundi | 2,903.27 | 3,228.08 | 2,567.07 | 1,066.94 | 1,144.66 | 987.53 | -0.18 | -0.20 | -0.15 |
| Cambodia | 2,040.81 | 2,078.25 | 2,000.70 | 1,671.26 | 1,596.15 | 1,750.14 | 1.00 | 0.93 | 1.08 |
| Cameroon | 1,279.82 | 1,338.60 | 1,220.30 | 1,279.14 | 1,273.15 | 1,285.13 | 0.33 | 0.26 | 0.37 |
| Canada | 770.15 | 767.48 | 772.88 | 579.13 | 571.73 | 586.63 | -0.21 | -0.26 | -0.17 |
| Cape Verde | 1,648.50 | 1,474.95 | 1,840.43 | 1,344.74 | 1,280.74 | 1,410.45 | 0.26 | 0.36 | 0.18 |
| Central African Republic | 2,736.04 | 2,874.33 | 2,593.06 | 2,691.75 | 2,758.01 | 2,623.73 | 0.20 | 0.12 | 0.22 |
| Chad | 1,095.12 | 1,191.65 | 997.18 | 1,161.45 | 1,205.59 | 1,117.41 | 0.54 | 0.45 | 0.61 |
| Chile | 1,287.93 | 1,203.94 | 1,374.20 | 989.1 | 930.63 | 1,049.14 | -0.12 | -0.17 | -0.07 |
| China | 2,579.52 | 2,334.22 | 2,812.22 | 2,515.87 | 1,836.80 | 3,155.52 | 0.45 | 0.28 | 0.56 |
| Colombia | 842.02 | 859.12 | 824.69 | 587.93 | 583.1 | 592.91 | -0.07 | -0.16 | 0.01 |
| Comoros | 1,737.27 | 1,796.93 | 1,677.99 | 926.43 | 995.76 | 858.36 | 0.15 | 0.20 | 0.11 |
| Congo | 2,241.25 | 2,541.46 | 1,939.48 | 1,563.71 | 2,122.19 | 1,006.06 | -0.01 | 0.04 | -0.18 |
| Costa Rica | 501.34 | 504.96 | 497.78 | 443.48 | 423.95 | 462.99 | -0.07 | -0.13 | -0.02 |
| Cote d'Ivoire | 1,430.99 | 1,281.17 | 1,569.02 | 1,444.35 | 1,322.18 | 1,562.36 | 0.42 | 0.47 | 0.37 |
| Croatia | 3,239.86 | 3,214.16 | 3,267.17 | 2,477.27 | 2,482.04 | 2,472.16 | -0.18 | -0.20 | -0.15 |
| Cuba | 1,313.79 | 1,300.83 | 1,326.55 | 1,445.12 | 1,339.77 | 1,549.48 | 0.05 | -0.02 | 0.12 |
| Cyprus | 1,315.71 | 1,188.75 | 1,445.91 | 630.83 | 504.2 | 766.19 | -0.44 | -0.50 | -0.39 |
| Czech Republic | 3,349.67 | 3,427.64 | 3,267.01 | 1,519.65 | 1,535.03 | 1,503.77 | -0.44 | -0.46 | -0.41 |
| Democratic Republic of the Congo | 1,301.53 | 1,602.23 | 993.41 | 1,199.92 | 1,325.70 | 1,073.50 | 0.50 | 0.34 | 0.76 |
| Denmark | 1,692.45 | 1,695.82 | 1,688.98 | 972.53 | 922.91 | 1,022.94 | -0.29 | -0.34 | -0.24 |
| Djibouti | 1,229.55 | 1,066.60 | 1,390.59 | 1,398.61 | 1,223.39 | 1,572.26 | 0.56 | 0.59 | 0.50 |
| Dominica | 1,106.35 | 1,181.31 | 1,030.83 | 1,257.67 | 1,130.42 | 1,386.93 | 0.03 | -0.05 | 0.13 |
| Dominican Republic | 930.29 | 882.16 | 977.79 | 1,119.87 | 1,004.77 | 1,235.72 | 0.62 | 0.57 | 0.67 |
| Ecuador | 865.22 | 810.26 | 919.58 | 695.18 | 639.41 | 750.96 | 0.12 | 0.13 | 0.12 |
| Egypt | 2,441.07 | 2,159.36 | 2,720.84 | 1,485.27 | 1,245.66 | 1,719.92 | 0.05 | 0.04 | 0.05 |
| El Salvador | 1,101.71 | 1,047.17 | 1,158.83 | 532.61 | 518.35 | 548.73 | -0.28 | -0.27 | -0.30 |
| Equatorial Guinea | 2,937.72 | 3,285.22 | 2,605.24 | 1,101.87 | 1,205.99 | 1,002.85 | -0.28 | -0.31 | -0.26 |
| Eritrea | 1,634.74 | 1,810.14 | 1,457.12 | 1,331.11 | 1,603.78 | 1,059.43 | 0.42 | 0.48 | 0.28 |
| Estonia | 3,661.26 | 3,880.47 | 3,411.81 | 1,655.97 | 1,714.12 | 1,587.70 | -0.42 | -0.47 | -0.37 |
| Ethiopia | 1,832.40 | 1,871.02 | 1,793.55 | 926.55 | 971.7 | 881.24 | 0.58 | 0.59 | 0.54 |
| Federated States of Micronesia | 2,114.58 | 1,828.63 | 2,388.30 | 1,735.61 | 1,489.84 | 1,969.69 | 0.10 | 0.09 | 0.11 |
| Fiji | 2,004.03 | 1,947.80 | 2,058.52 | 1,845.67 | 1,934.45 | 1,759.83 | -0.20 | -0.17 | -0.23 |
| Finland | 1,835.53 | 1,893.61 | 1,773.91 | 1,031.70 | 1,004.28 | 1,059.97 | -0.36 | -0.41 | -0.30 |
| France | 1,201.84 | 1,147.15 | 1,259.51 | 772.36 | 726.35 | 821.35 | -0.29 | -0.32 | -0.26 |
| Gabon | 2,153.04 | 2,099.51 | 2,208.79 | 1,328.38 | 1,474.68 | 1,185.38 | -0.08 | 0.02 | -0.18 |
| Georgia | 3,751.89 | 3,639.86 | 3,875.45 | 3,863.16 | 3,198.79 | 4,589.85 | 0.04 | -0.05 | 0.14 |
| Germany | 1,861.71 | 2,005.33 | 1,707.41 | 1,035.48 | 1,024.57 | 1,046.77 | -0.37 | -0.43 | -0.31 |
| Ghana | 1,405.39 | 2,034.46 | 796.22 | 1,387.42 | 1,708.03 | 1,063.57 | 0.66 | 0.46 | 1.12 |
| Greece | 2,429.32 | 2,609.31 | 2,244.70 | 1,801.14 | 1,859.99 | 1,739.36 | -0.25 | -0.28 | -0.21 |
| Greenland | 1,442.25 | 1,410.91 | 1,469.38 | 1,129.09 | 930 | 1,301.70 | 0.09 | -0.06 | 0.22 |
| Grenada | 2,290.41 | 2,494.03 | 2,081.44 | 1,676.45 | 1,699.89 | 1,653.16 | -0.20 | -0.24 | -0.15 |
| Guam | 1,116.81 | 980.2 | 1,236.13 | 1,584.16 | 1,416.70 | 1,746.92 | 0.05 | 0.06 | 0.04 |
| Guatemala | 624.51 | 623 | 626.04 | 547.91 | 553.24 | 542.35 | 0.61 | 0.69 | 0.54 |
| Guinea | 1,396.54 | 1,663.57 | 1,123.54 | 1,406.54 | 1,530.04 | 1,283.63 | 0.89 | 0.75 | 1.09 |
| Guinea-Bissau | 1,721.49 | 1,883.39 | 1,555.69 | 1,849.04 | 2,040.85 | 1,654.83 | 0.58 | 0.57 | 0.58 |
| Guyana | 2,643.62 | 2,316.06 | 2,981.78 | 2,225.54 | 2,011.39 | 2,437.62 | -0.04 | 0.01 | -0.08 |
| Haiti | 2,932.13 | 3,780.57 | 2,058.71 | 2,072.54 | 2,566.57 | 1,567.71 | 0.36 | 0.28 | 0.49 |
| Honduras | 2,997.95 | 2,912.57 | 3,082.73 | 1,229.44 | 1,098.21 | 1,360.67 | -0.36 | -0.43 | -0.29 |
| Hungary | 3,792.41 | 3,624.54 | 3,974.01 | 1,916.47 | 1,850.47 | 1,989.23 | -0.35 | -0.39 | -0.32 |
| Iceland | 877.19 | 883.83 | 870.62 | 501.81 | 430.06 | 575.1 | -0.34 | -0.43 | -0.25 |
| India | 1,500.77 | 1,499.24 | 1,502.19 | 1,392.35 | 1,201.55 | 1,569.67 | 0.59 | 0.50 | 0.66 |

| | | | | | | | | | |
|--------------------------|----------|----------|----------|----------|----------|----------|-------|-------|-------|
| Indonesia | 1,915.90 | 1,980.11 | 1,852.23 | 2,505.32 | 2,408.98 | 2,600.27 | 1.02 | 0.95 | 1.10 |
| Iran | 1,191.76 | 1,045.39 | 1,332.81 | 1,026.79 | 845.48 | 1,205.39 | 0.64 | 0.64 | 0.64 |
| Iraq | 1,567.40 | 1,598.66 | 1,536.71 | 1,251.08 | 1,213.50 | 1,287.74 | -0.01 | 0.02 | -0.03 |
| Ireland | 1,085.10 | 1,158.64 | 1,010.89 | 541.53 | 511.99 | 571.95 | -0.39 | -0.46 | -0.31 |
| Israel | 946.78 | 954.61 | 938.92 | 499.08 | 462.47 | 536.31 | -0.36 | -0.42 | -0.30 |
| Italy | 1,716.76 | 1,679.64 | 1,756.14 | 1,154.90 | 1,155.98 | 1,153.74 | -0.26 | -0.29 | -0.24 |
| Jamaica | 1,790.05 | 1,929.83 | 1,646.69 | 1,690.74 | 1,694.51 | 1,686.94 | -0.10 | -0.13 | -0.06 |
| Japan | 1,642.51 | 1,461.41 | 1,830.13 | 1,457.01 | 1,203.90 | 1,723.57 | -0.21 | -0.26 | -0.18 |
| Jordan | 878.34 | 993.52 | 774.11 | 473.53 | 441.98 | 503.55 | -0.19 | -0.31 | -0.05 |
| Kazakhstan | 2,366.07 | 2,515.01 | 2,207.80 | 2,459.73 | 2,245.02 | 2,689.79 | 0.13 | 0.02 | 0.27 |
| Kenya | 690.64 | 772.81 | 607.9 | 658.57 | 655.45 | 661.7 | 0.32 | 0.20 | 0.48 |
| Kiribati | 3,410.11 | 2,411.19 | 4,429.85 | 3,511.69 | 2,069.15 | 4,991.40 | 0.46 | 0.32 | 0.49 |
| Kuwait | 305.78 | 306.52 | 305.14 | 346.18 | 271.34 | 404.59 | 0.40 | 0.03 | 0.72 |
| Kyrgyzstan | 2,490.01 | 2,610.33 | 2,364.51 | 2,142.88 | 1,800.91 | 2,492.13 | 0.22 | 0.03 | 0.43 |
| Laos | 2,654.32 | 2,814.44 | 2,493.98 | 1,584.87 | 1,505.18 | 1,665.35 | 0.66 | 0.55 | 0.79 |
| Latvia | 4,200.14 | 4,554.32 | 3,792.19 | 3,081.11 | 3,213.27 | 2,927.18 | -0.15 | -0.20 | -0.08 |
| Lebanon | 1,211.34 | 1,661.23 | 749.06 | 686.32 | 982.16 | 393.46 | -0.01 | -0.09 | 0.01 |
| Lesotho | 1,172.79 | 1,187.58 | 1,157.12 | 1,806.11 | 1,906.44 | 1,703.74 | -0.04 | -0.04 | -0.06 |
| Liberia | 1,318.85 | 1,426.86 | 1,210.22 | 1,026.31 | 1,166.84 | 888.05 | 1.01 | 0.99 | 0.99 |
| Libya | 1,207.30 | 1,249.23 | 1,169.74 | 994.68 | 980 | 1,009.18 | -0.12 | -0.08 | -0.16 |
| Lithuania | 2,182.68 | 2,297.78 | 2,054.58 | 2,248.74 | 2,246.16 | 2,251.73 | 0.03 | -0.01 | 0.08 |
| Luxembourg | 2,100.58 | 2,191.03 | 2,006.44 | 680.84 | 679.57 | 682.11 | -0.54 | -0.58 | -0.49 |
| Macedonia | 3,037.41 | 2,992.12 | 3,082.16 | 3,297.64 | 3,183.91 | 3,412.38 | 0.17 | 0.15 | 0.19 |
| Madagascar | 2,100.08 | 2,109.11 | 2,091.01 | 1,817.47 | 1,794.83 | 1,840.25 | 0.61 | 0.60 | 0.58 |
| Malawi | 902.99 | 1,105.23 | 693.63 | 651.23 | 670.24 | 632.15 | 0.56 | 0.34 | 0.91 |
| Malaysia | 1,210.83 | 1,148.17 | 1,271.64 | 1,109.89 | 880.57 | 1,343.46 | -0.03 | -0.13 | 0.05 |
| Maldives | 866.25 | 704.17 | 1,020.16 | 476.04 | 307.59 | 643.56 | 0.47 | 0.23 | 0.62 |
| Mali | 1,611.04 | 2,013.05 | 1,200.28 | 1,055.69 | 1,330.59 | 786.23 | 0.16 | 0.15 | 0.17 |
| Malta | 1,133.03 | 1,094.13 | 1,173.31 | 789.75 | 745.47 | 834.38 | -0.30 | -0.32 | -0.29 |
| Marshall Islands | 1,917.70 | 1,533.56 | 2,285.06 | 1,781.16 | 1,452.31 | 2,098.73 | 0.12 | 0.12 | 0.12 |
| Mauritania | 1,183.81 | 1,340.45 | 1,026.24 | 841.34 | 1,012.99 | 672.06 | 0.30 | 0.34 | 0.22 |
| Mauritius | 2,015.28 | 1,593.07 | 2,439.22 | 1,501.72 | 1,204.83 | 1,805.93 | -0.27 | -0.28 | -0.26 |
| Mexico | 546.53 | 554.74 | 538.23 | 526.37 | 510.97 | 541.92 | 0.27 | 0.18 | 0.36 |
| Moldova | 2,960.45 | 3,078.90 | 2,830.51 | 2,482.01 | 2,281.25 | 2,699.07 | 0.02 | -0.08 | 0.14 |
| Mongolia | 1,779.76 | 1,805.92 | 1,752.99 | 3,193.35 | 2,765.05 | 3,630.35 | 1.63 | 1.61 | 1.70 |
| Montenegro | 3,068.62 | 3,350.70 | 2,784.09 | 3,410.65 | 3,499.93 | 3,319.25 | 0.07 | 0.04 | 0.12 |
| Morocco | 1,179.22 | 1,268.60 | 1,089.49 | 1,082.66 | 1,168.44 | 994.88 | 0.38 | 0.38 | 0.37 |
| Mozambique | 1,244.32 | 1,169.06 | 1,326.37 | 1,335.85 | 1,203.57 | 1,474.22 | 0.95 | 0.83 | 1.02 |
| Myanmar | 2,203.14 | 1,936.79 | 2,480.32 | 2,159.37 | 1,676.11 | 2,664.78 | 0.72 | 0.63 | 0.77 |
| Namibia | 1,113.16 | 1,191.29 | 1,031.64 | 797.71 | 748.74 | 849.3 | -0.16 | -0.25 | -0.07 |
| Nepal | 1,054.38 | 1,027.95 | 1,081.20 | 1,035.05 | 880.17 | 1,199.75 | 1.24 | 1.10 | 1.36 |
| Netherlands | 1,162.99 | 1,187.20 | 1,138.24 | 785.11 | 767.83 | 802.68 | -0.27 | -0.32 | -0.21 |
| New Zealand | 1,113.50 | 1,167.38 | 1,057.97 | 691.43 | 733.44 | 647.81 | -0.26 | -0.29 | -0.23 |
| Nicaragua | 547.1 | 552.39 | 541.73 | 514.76 | 495.05 | 535.04 | 0.68 | 0.62 | 0.74 |
| Niger | 1,150.69 | 1,168.82 | 1,131.96 | 979.26 | 996.78 | 962.04 | 0.98 | 0.98 | 0.97 |
| Nigeria | 1,076.38 | 1,160.80 | 993.66 | 624.27 | 586.46 | 660.68 | 0.05 | -0.07 | 0.19 |
| North Korea | 2,272.10 | 2,405.92 | 2,130.38 | 3,575.99 | 3,398.76 | 3,761.21 | 0.67 | 0.57 | 0.81 |
| Northern Mariana Islands | 1,143.45 | 1,030.72 | 1,244.78 | 668.6 | 439.44 | 899.39 | -0.27 | -0.42 | -0.15 |
| Norway | 1,643.69 | 1,647.66 | 1,639.63 | 714.32 | 721.63 | 707.09 | -0.43 | -0.47 | -0.40 |
| Oman | 575.1 | 738.66 | 444.62 | 421.14 | 444.03 | 409.53 | 0.25 | 0.09 | 0.54 |
| Pakistan | 1,325.17 | 1,168.27 | 1,470.79 | 1,491.18 | 1,230.20 | 1,738.23 | 0.69 | 0.67 | 0.70 |
| Palestine | 863.49 | 894.64 | 833.11 | 754.39 | 647.25 | 858.53 | 0.33 | 0.15 | 0.50 |
| Panama | 853.71 | 784.93 | 920.99 | 722.8 | 614.33 | 830.67 | -0.10 | -0.16 | -0.05 |
| Papua New Guinea | 2,946.16 | 3,198.89 | 2,704.94 | 2,596.22 | 2,962.88 | 2,243.92 | 0.20 | 0.24 | 0.15 |
| Paraguay | 1,054.38 | 1,109.87 | 1,000.15 | 1,164.09 | 1,089.19 | 1,236.73 | 0.18 | 0.11 | 0.26 |
| Peru | 1,308.61 | 1,164.12 | 1,453.13 | 476.05 | 448.69 | 503.45 | -0.25 | -0.22 | -0.27 |
| Philippines | 1,044.34 | 799.44 | 1,284.14 | 1,633.80 | 1,306.97 | 1,954.60 | 1.16 | 1.26 | 1.10 |
| Poland | 2,121.70 | 2,176.39 | 2,064.18 | 1,633.40 | 1,507.19 | 1,769.23 | -0.11 | -0.21 | 0.00 |
| Portugal | 3,567.95 | 3,404.14 | 3,744.12 | 1,617.73 | 1,488.47 | 1,755.58 | -0.45 | -0.49 | -0.42 |
| Puerto Rico | 796.64 | 710.98 | 887.71 | 786.87 | 759.94 | 815.97 | 0.06 | 0.04 | 0.06 |
| Qatar | 566.69 | 655.08 | 523.05 | 271.05 | 276.03 | 269.18 | -0.34 | -0.43 | -0.28 |

| | | | | | | | | | |
|----------------------------------|----------|----------|----------|----------|----------|----------|-------|-------|-------|
| Romania | 3,505.01 | 3,536.54 | 3,472.57 | 3,909.22 | 3,715.49 | 4,115.42 | 0.17 | 0.12 | 0.22 |
| Russia | 3,888.94 | 4,306.52 | 3,414.73 | 3,921.26 | 3,779.67 | 4,087.53 | -0.06 | -0.15 | 0.07 |
| Rwanda | 1,744.60 | 2,082.10 | 1,395.13 | 828.29 | 902.57 | 747.49 | 0.11 | 0.01 | 0.22 |
| Saint Lucia | 1,983.12 | 2,064.93 | 1,898.86 | 1,580.82 | 1,631.08 | 1,528.64 | -0.06 | -0.07 | -0.05 |
| Saint Vincent and the Grenadines | 1,494.34 | 1,727.30 | 1,259.06 | 1,592.60 | 1,556.70 | 1,627.84 | 0.08 | -0.03 | 0.24 |
| Samoa | 1,588.37 | 1,241.97 | 1,907.66 | 1,232.38 | 1,185.13 | 1,276.74 | -0.09 | -0.02 | -0.13 |
| Sao Tome and Principe | 1,576.38 | 1,651.25 | 1,500.14 | 1,390.97 | 1,548.24 | 1,232.51 | 0.57 | 0.64 | 0.46 |
| Saudi Arabia | 595.17 | 624.31 | 572.24 | 504.62 | 419.92 | 569.7 | 0.48 | 0.27 | 0.65 |
| Senegal | 1,113.91 | 1,140.97 | 1,086.60 | 1,171.01 | 1,287.15 | 1,050.62 | 1.04 | 1.15 | 0.86 |
| Serbia | 3,433.03 | 3,615.48 | 3,245.69 | 3,392.69 | 3,459.74 | 3,322.37 | -0.04 | -0.08 | 0.01 |
| Seychelles | 1,497.01 | 1,227.22 | 1,767.96 | 1,013.42 | 771.41 | 1,249.01 | -0.25 | -0.33 | -0.19 |
| Sierra Leone | 1,285.05 | 1,086.90 | 1,487.30 | 1,369.59 | 1,510.07 | 1,226.23 | 0.91 | 1.37 | 0.53 |
| Singapore | 1,201.90 | 1,186.64 | 1,216.76 | 731.69 | 706.02 | 758.26 | -0.30 | -0.34 | -0.26 |
| Slovakia | 2,245.31 | 2,165.22 | 2,329.19 | 1,455.52 | 1,341.80 | 1,575.51 | -0.22 | -0.30 | -0.15 |
| Slovenia | 2,166.84 | 2,107.85 | 2,229.39 | 1,250.00 | 1,199.71 | 1,301.20 | -0.32 | -0.36 | -0.29 |
| Solomon Islands | 2,740.44 | 2,693.89 | 2,784.50 | 2,451.40 | 2,465.97 | 2,437.29 | 0.17 | 0.18 | 0.15 |
| Somalia | 2,109.73 | 2,427.91 | 1,785.87 | 1,493.83 | 1,728.18 | 1,257.30 | 0.05 | 0.05 | 0.05 |
| South Africa | 1,268.30 | 1,538.12 | 992.2 | 1,223.38 | 1,295.76 | 1,148.44 | -0.09 | -0.20 | 0.09 |
| South Korea | 2,342.49 | 2,291.48 | 2,393.28 | 1,261.92 | 1,124.73 | 1,400.78 | -0.38 | -0.45 | -0.32 |
| South Sudan | 1,506.94 | 1,719.02 | 1,292.87 | 1,277.13 | 1,461.06 | 1,093.75 | 0.35 | 0.35 | 0.35 |
| Spain | 1,589.66 | 1,569.06 | 1,611.13 | 784.19 | 778.18 | 790.36 | -0.41 | -0.44 | -0.38 |
| Sri Lanka | 712.93 | 551.35 | 871.41 | 1,097.65 | 895.87 | 1,314.55 | 1.17 | 1.17 | 1.17 |
| Sudan | 2,255.21 | 2,522.39 | 1,990.12 | 1,618.80 | 1,729.30 | 1,509.11 | 0.39 | 0.35 | 0.44 |
| Suriname | 1,606.23 | 1,603.13 | 1,609.22 | 1,808.75 | 1,670.74 | 1,946.25 | 0.29 | 0.24 | 0.33 |
| Swaziland | 1,029.12 | 1,109.24 | 939.51 | 1,439.18 | 1,540.71 | 1,335.50 | 0.02 | -0.03 | 0.06 |
| Sweden | 1,547.93 | 1,539.99 | 1,556.06 | 916.08 | 915.17 | 916.98 | -0.29 | -0.32 | -0.26 |
| Switzerland | 1,209.51 | 1,197.96 | 1,221.62 | 571.44 | 575.22 | 567.58 | -0.41 | -0.44 | -0.39 |
| Syria | 1,984.83 | 1,722.03 | 2,239.20 | 1,152.91 | 959.73 | 1,341.38 | -0.52 | -0.40 | -0.58 |
| Taiwan | 1,563.48 | 1,289.63 | 1,817.69 | 1,047.66 | 817.77 | 1,278.33 | -0.34 | -0.39 | -0.30 |
| Tajikistan | 1,454.18 | 1,530.32 | 1,377.12 | 1,101.20 | 1,071.28 | 1,130.42 | 0.48 | 0.40 | 0.58 |
| Tanzania | 989.7 | 1,088.86 | 888.78 | 787.87 | 812.13 | 763.32 | 0.51 | 0.41 | 0.60 |
| Thailand | 1,349.43 | 1,119.42 | 1,583.66 | 1,507.75 | 1,080.98 | 1,946.78 | 0.08 | -0.02 | 0.15 |
| The Bahamas | 1,281.82 | 1,242.80 | 1,321.37 | 1,281.40 | 1,235.74 | 1,329.02 | 0.10 | 0.05 | 0.14 |
| The Gambia | 962.3 | 1,061.42 | 864.6 | 778.22 | 754.88 | 802.01 | 0.50 | 0.40 | 0.64 |
| Timor-Leste | 1,467.43 | 1,590.75 | 1,347.22 | 1,125.90 | 1,254.20 | 1,001.56 | 1.00 | 1.09 | 0.91 |
| Togo | 1,250.40 | 1,364.29 | 1,133.55 | 1,195.89 | 1,104.33 | 1,289.61 | 0.44 | 0.29 | 0.62 |
| Tonga | 1,181.18 | 1,343.06 | 1,023.23 | 1,127.97 | 1,138.23 | 1,117.76 | 0.05 | -0.02 | 0.15 |
| Trinidad and Tobago | 1,662.30 | 1,603.86 | 1,721.17 | 1,563.16 | 1,378.15 | 1,753.09 | -0.11 | -0.14 | -0.08 |
| Tunisia | 1,326.70 | 1,126.04 | 1,524.92 | 1,153.17 | 933.93 | 1,377.57 | 0.17 | 0.16 | 0.16 |
| Turkey | 986.68 | 1,068.30 | 903.06 | 737.05 | 682.47 | 793.56 | 0.42 | 0.20 | 0.69 |
| Turkmenistan | 1,762.90 | 1,759.78 | 1,766.11 | 2,017.04 | 1,691.75 | 2,353.43 | 0.92 | 0.71 | 1.13 |
| Uganda | 1,304.15 | 1,544.60 | 1,060.54 | 898.62 | 850.2 | 947.08 | 0.40 | 0.14 | 0.75 |
| Ukraine | 3,864.24 | 4,177.88 | 3,499.27 | 3,367.61 | 3,283.09 | 3,467.43 | -0.19 | -0.24 | -0.12 |
| United Arab Emirates | 1,013.66 | 1,115.96 | 960.53 | 931.52 | 883.03 | 949.19 | 0.15 | 0.13 | 0.20 |
| United Kingdom | 1,780.91 | 1,899.91 | 1,655.03 | 955.37 | 981.15 | 928.95 | -0.34 | -0.38 | -0.29 |
| United States | 901 | 921.39 | 879.55 | 692.92 | 682.35 | 703.85 | -0.17 | -0.24 | -0.10 |
| Uruguay | 2,091.97 | 2,018.25 | 2,170.24 | 1,514.15 | 1,556.36 | 1,468.94 | -0.19 | -0.17 | -0.22 |
| Uzbekistan | 1,543.44 | 1,572.17 | 1,514.06 | 1,492.15 | 1,324.26 | 1,665.54 | 0.30 | 0.17 | 0.43 |
| Vanuatu | 2,769.02 | 2,559.73 | 2,966.92 | 2,645.73 | 2,624.37 | 2,666.55 | 0.09 | 0.14 | 0.04 |
| Venezuela | 789.74 | 792.18 | 787.33 | 775.25 | 691.89 | 859.32 | -0.05 | -0.07 | -0.02 |
| Vietnam | 1,814.50 | 1,541.19 | 2,096.23 | 2,055.30 | 1,563.46 | 2,557.72 | 0.64 | 0.56 | 0.68 |
| Virgin Islands, U.S. | 968.75 | 867.57 | 1,075.92 | 1,527.43 | 1,243.97 | 1,839.00 | 0.18 | 0.12 | 0.23 |
| Yemen | 2,146.88 | 2,523.55 | 1,763.30 | 1,641.28 | 1,902.96 | 1,384.97 | 0.61 | 0.61 | 0.63 |
| Zambia | 934.49 | 1,215.79 | 648.43 | 1,013.91 | 958.57 | 1,069.40 | 0.82 | 0.37 | 1.63 |
| Zimbabwe | 906.74 | 1,045.02 | 767.29 | 1,023.28 | 965.47 | 1,082.79 | -0.01 | -0.20 | 0.23 |
| Endocarditis | | | | | | | | | |
| Afghanistan | 35.83 | 51.91 | 20.52 | 44.64 | 63.63 | 26.81 | 1.05 | 1.10 | 1.07 |
| Albania | 19.83 | 20.38 | 19.31 | 20.31 | 17.69 | 22.98 | 0.15 | 0.00 | 0.30 |
| Algeria | 81.68 | 90.19 | 73.38 | 72.49 | 82.48 | 62.63 | 0.27 | 0.29 | 0.23 |
| American Samoa | 57 | 47.53 | 65.96 | 69.79 | 77.68 | 61.94 | 0.49 | 0.72 | 0.26 |
| Andorra | 18.26 | 18.58 | 17.93 | 20.11 | 18.39 | 21.9 | 0.11 | 0.02 | 0.21 |

| | | | | | | | | | |
|----------------------------------|--------|--------|--------|--------|--------|--------|-------|-------|-------|
| Angola | 76.29 | 81.6 | 70.86 | 62.57 | 66.77 | 58.32 | 0.66 | 0.59 | 0.74 |
| Antigua and Barbuda | 56.08 | 48.86 | 63.79 | 37.98 | 27.97 | 48.9 | -0.25 | -0.38 | -0.14 |
| Argentina | 63.87 | 79.01 | 48.15 | 57.78 | 68.63 | 46.46 | 0.07 | -0.01 | 0.18 |
| Armenia | 7.8 | 6.98 | 8.68 | 7.88 | 6 | 10.04 | 0.13 | -0.03 | 0.27 |
| Australia | 19.74 | 17.79 | 21.7 | 22.49 | 19.94 | 25.04 | 0.32 | 0.24 | 0.40 |
| Austria | 47.77 | 54.42 | 40.52 | 21.85 | 24.36 | 19.22 | -0.46 | -0.48 | -0.43 |
| Azerbaijan | 25.26 | 22 | 28.66 | 26.37 | 19.33 | 33.48 | 0.57 | 0.34 | 0.75 |
| Bahrain | 43.22 | 48.69 | 39.2 | 21.63 | 23.95 | 20.21 | -0.27 | -0.31 | -0.24 |
| Bangladesh | 5.11 | 6 | 4.25 | 9.63 | 10.95 | 8.34 | 3.38 | 3.58 | 3.25 |
| Barbados | 70.01 | 68.52 | 71.62 | 77.46 | 72.89 | 82.44 | 0.05 | -0.02 | 0.12 |
| Belarus | 17.76 | 11.66 | 24.68 | 27.74 | 14.57 | 43.03 | 0.35 | 0.17 | 0.40 |
| Belgium | 41.13 | 50.22 | 31.61 | 55.53 | 62.22 | 48.57 | 0.54 | 0.39 | 0.78 |
| Belize | 35.85 | 44.03 | 27.79 | 25.98 | 30.24 | 21.69 | -0.14 | -0.13 | -0.11 |
| Benin | 77.98 | 79.04 | 76.85 | 53.25 | 53.66 | 52.84 | 0.31 | 0.30 | 0.31 |
| Bermuda | 45.76 | 33.8 | 57.86 | 26.67 | 14.73 | 38.85 | -0.26 | -0.48 | -0.11 |
| Bhutan | 7.07 | 8.1 | 6.11 | 14.1 | 15.08 | 13.27 | 3.48 | 3.54 | 3.52 |
| Bolivia | 110.49 | 93.66 | 127.22 | 64.48 | 55.11 | 73.83 | 0.26 | 0.27 | 0.25 |
| Bosnia and Herzegovina | 9.76 | 7.05 | 12.48 | 10.69 | 7.04 | 14.38 | 0.11 | -0.02 | 0.21 |
| Botswana | 35.19 | 38.49 | 31.82 | 37.19 | 34.76 | 39.61 | -0.21 | -0.32 | -0.07 |
| Brazil | 31.55 | 27.94 | 35.22 | 35.62 | 30.17 | 41.25 | 0.42 | 0.35 | 0.48 |
| Brunei | 34.73 | 23.41 | 44.85 | 36.65 | 22.56 | 49.9 | 0.08 | -0.02 | 0.14 |
| Bulgaria | 38.01 | 29.72 | 46.52 | 29.69 | 21.03 | 38.77 | -0.24 | -0.32 | -0.17 |
| Burkina Faso | 73.47 | 78.09 | 68.64 | 61.69 | 64.24 | 59.12 | 0.56 | 0.50 | 0.62 |
| Burundi | 91.93 | 93.15 | 90.67 | 49.53 | 52.04 | 46.97 | 0.21 | 0.27 | 0.14 |
| Cambodia | 94.55 | 99.48 | 89.27 | 58 | 56.51 | 59.55 | 0.50 | 0.43 | 0.59 |
| Cameroon | 81.57 | 84.88 | 78.23 | 62.21 | 59.22 | 65.21 | 0.02 | -0.06 | 0.10 |
| Canada | 19.45 | 18.73 | 20.19 | 24.73 | 22.25 | 27.25 | 0.33 | 0.18 | 0.47 |
| Cape Verde | 59.9 | 61.99 | 57.59 | 46.34 | 47.69 | 44.96 | 0.20 | 0.21 | 0.20 |
| Central African Republic | 67.62 | 68.69 | 66.53 | 69.72 | 64.72 | 74.85 | 0.26 | 0.12 | 0.37 |
| Chad | 66.71 | 72.38 | 60.97 | 62.69 | 64.82 | 60.57 | 0.38 | 0.31 | 0.45 |
| Chile | 23.13 | 25.08 | 21.12 | 26.33 | 26.22 | 26.44 | 0.31 | 0.13 | 0.52 |
| China | 14.59 | 12.49 | 16.58 | 9.85 | 7.44 | 12.12 | 0.00 | -0.03 | 0.01 |
| Colombia | 27.45 | 25.59 | 29.33 | 27.8 | 22.32 | 33.45 | 0.35 | 0.08 | 0.61 |
| Comoros | 80.72 | 77.43 | 83.98 | 46.85 | 47.58 | 46.14 | 0.25 | 0.32 | 0.18 |
| Congo | 65.49 | 68.48 | 62.49 | 58.93 | 68.24 | 49.64 | 0.28 | 0.25 | 0.26 |
| Costa Rica | 25 | 18.76 | 31.15 | 29.85 | 23.98 | 35.71 | 0.25 | 0.33 | 0.21 |
| Cote d'Ivoire | 74.85 | 72.55 | 76.98 | 58.21 | 53.56 | 62.69 | 0.10 | 0.06 | 0.13 |
| Croatia | 18.36 | 15.61 | 21.29 | 14.66 | 11.82 | 17.72 | -0.14 | -0.22 | -0.07 |
| Cuba | 22.61 | 24.32 | 20.93 | 23.3 | 23.47 | 23.14 | -0.01 | -0.08 | 0.06 |
| Cyprus | 44.64 | 47.73 | 41.47 | 32.2 | 30.13 | 34.41 | -0.16 | -0.26 | -0.04 |
| Czech Republic | 20.54 | 16.62 | 24.69 | 27.69 | 21.47 | 34.11 | 0.67 | 0.55 | 0.77 |
| Democratic Republic of the Congo | 47.32 | 54.02 | 40.45 | 43.49 | 48.24 | 38.7 | 0.49 | 0.44 | 0.56 |
| Denmark | 21.82 | 24.28 | 19.29 | 27.14 | 24.03 | 30.29 | 0.54 | 0.20 | 0.98 |
| Djibouti | 81.15 | 74.03 | 88.19 | 71.09 | 57.52 | 84.55 | 0.20 | 0.07 | 0.27 |
| Dominica | 47.45 | 57.02 | 37.8 | 52.77 | 55.77 | 49.73 | 0.01 | -0.03 | 0.10 |
| Dominican Republic | 53.89 | 65.24 | 42.68 | 32.58 | 34.72 | 30.42 | -0.18 | -0.27 | -0.06 |
| Ecuador | 41.3 | 36.91 | 45.65 | 27.79 | 22.27 | 33.32 | -0.06 | -0.14 | 0.00 |
| Egypt | 154.42 | 218.85 | 90.44 | 99.68 | 140.53 | 59.68 | 0.12 | 0.16 | 0.10 |
| El Salvador | 51.78 | 51.48 | 52.1 | 29.6 | 25.54 | 34.2 | -0.15 | -0.27 | -0.03 |
| Equatorial Guinea | 90.29 | 98.43 | 82.51 | 58.28 | 55.49 | 60.94 | 0.24 | 0.07 | 0.42 |
| Eritrea | 69.68 | 70.24 | 69.12 | 58.45 | 61.33 | 55.58 | 0.47 | 0.47 | 0.43 |
| Estonia | 31.39 | 17.67 | 47 | 31.79 | 21.64 | 43.71 | 0.29 | 0.46 | 0.26 |
| Ethiopia | 72.08 | 74.89 | 69.25 | 41.47 | 40.35 | 42.59 | 0.80 | 0.66 | 0.92 |
| Federated States of Micronesia | 96.71 | 115.82 | 78.42 | 100.86 | 119.66 | 82.96 | 0.40 | 0.38 | 0.43 |
| Fiji | 187.98 | 218.8 | 158.12 | 240.28 | 269.46 | 212.06 | 0.11 | 0.03 | 0.20 |
| Finland | 18.79 | 16.77 | 20.94 | 14.97 | 12.47 | 17.54 | -0.09 | -0.17 | -0.01 |
| France | 36.49 | 38.61 | 34.26 | 47.62 | 44.4 | 51.05 | 0.45 | 0.24 | 0.70 |
| Gabon | 66.71 | 64.36 | 69.16 | 57.03 | 58.05 | 56.04 | 0.28 | 0.31 | 0.23 |
| Georgia | 18.51 | 13.66 | 23.86 | 24.85 | 16.24 | 34.27 | 0.35 | 0.28 | 0.38 |
| Germany | 48.85 | 57.87 | 39.15 | 44.63 | 46.17 | 43.04 | 0.03 | -0.10 | 0.24 |
| Ghana | 77.9 | 100.42 | 56.1 | 67.66 | 68.93 | 66.37 | 0.47 | 0.20 | 0.91 |

| | | | | | | | | | |
|--------------------------|--------|--------|--------|--------|--------|--------|-------|-------|-------|
| Greece | 29.39 | 42.77 | 15.67 | 33.2 | 43.87 | 22 | 0.14 | 0.03 | 0.43 |
| Greenland | 33.24 | 19.32 | 45.3 | 26.51 | 17.09 | 34.67 | 0.11 | 0.26 | 0.05 |
| Grenada | 95.57 | 110.7 | 80.05 | 90.38 | 100.49 | 80.34 | 0.04 | 0.02 | 0.08 |
| Guam | 34.34 | 33.54 | 35.04 | 87.45 | 83.37 | 91.42 | 0.89 | 0.83 | 0.92 |
| Guatemala | 52.74 | 58.6 | 46.8 | 33.56 | 28.62 | 38.72 | 0.17 | -0.07 | 0.47 |
| Guinea | 83.32 | 92.2 | 74.24 | 49.31 | 51.77 | 46.87 | 0.12 | 0.08 | 0.16 |
| Guinea-Bissau | 86.02 | 93.26 | 78.61 | 76.39 | 81.93 | 70.78 | 0.33 | 0.31 | 0.36 |
| Guyana | 80.54 | 104.2 | 56.12 | 74.86 | 82.7 | 67.09 | 0.05 | -0.08 | 0.34 |
| Haiti | 86.17 | 97.82 | 74.18 | 55.01 | 64.85 | 44.97 | 0.23 | 0.25 | 0.18 |
| Honduras | 46.15 | 47.59 | 44.73 | 29.6 | 22.94 | 36.25 | 0.00 | -0.27 | 0.30 |
| Hungary | 34.96 | 31.5 | 38.71 | 34.16 | 30.16 | 38.56 | 0.25 | 0.14 | 0.35 |
| Iceland | 12.78 | 12.94 | 12.63 | 13.7 | 10.93 | 16.53 | 0.24 | 0.00 | 0.50 |
| India | 6.49 | 6.85 | 6.15 | 15.28 | 15.12 | 15.44 | 3.05 | 3.14 | 2.98 |
| Indonesia | 42 | 34.84 | 49.09 | 44.76 | 41.39 | 48.08 | 0.64 | 0.90 | 0.46 |
| Iran | 19.02 | 15.7 | 22.22 | 16.58 | 11.86 | 21.24 | 0.66 | 0.53 | 0.73 |
| Iraq | 105.76 | 157.44 | 55.01 | 81.62 | 118.22 | 45.91 | -0.04 | 0.01 | -0.03 |
| Ireland | 24.08 | 28.7 | 19.42 | 18.45 | 15.77 | 21.21 | -0.06 | -0.32 | 0.34 |
| Israel | 18.44 | 19.89 | 16.98 | 20.6 | 17.37 | 23.88 | 0.35 | 0.04 | 0.72 |
| Italy | 18.93 | 19.55 | 18.28 | 35.82 | 37.89 | 33.62 | 1.07 | 1.01 | 1.13 |
| Jamaica | 43.8 | 47.89 | 39.6 | 49.31 | 51.38 | 47.22 | 0.07 | 0.06 | 0.10 |
| Japan | 31.51 | 33.74 | 29.19 | 27.23 | 27.55 | 26.9 | -0.23 | -0.26 | -0.20 |
| Jordan | 42.22 | 56.88 | 28.96 | 25.56 | 28.96 | 22.33 | -0.09 | -0.20 | 0.13 |
| Kazakhstan | 18.75 | 17.47 | 20.12 | 22.15 | 16.6 | 28.11 | 0.28 | 0.09 | 0.46 |
| Kenya | 33.01 | 34.51 | 31.51 | 32.82 | 31.18 | 34.47 | 0.38 | 0.28 | 0.49 |
| Kiribati | 154.9 | 164.79 | 144.79 | 163.47 | 165.79 | 161.08 | 0.49 | 0.54 | 0.47 |
| Kuwait | 18.34 | 28.66 | 9.3 | 14.72 | 18.69 | 11.63 | -0.01 | -0.24 | 0.62 |
| Kyrgyzstan | 11.71 | 9.19 | 14.34 | 9.23 | 6.35 | 12.17 | 0.11 | 0.03 | 0.15 |
| Laos | 125.27 | 127.05 | 123.49 | 81.36 | 77.17 | 85.59 | 0.80 | 0.75 | 0.85 |
| Latvia | 25.34 | 14.82 | 37.46 | 22.87 | 15.24 | 31.75 | 0.05 | 0.16 | 0.01 |
| Lebanon | 49.42 | 54.25 | 44.46 | 29.31 | 35.37 | 23.31 | 0.03 | 0.01 | 0.01 |
| Lesotho | 32.54 | 36.03 | 28.85 | 47.26 | 45.15 | 49.42 | -0.10 | -0.25 | 0.09 |
| Liberia | 86.28 | 88.36 | 84.18 | 42.2 | 45.08 | 39.36 | 0.27 | 0.24 | 0.27 |
| Libya | 101.21 | 110.33 | 93.04 | 60.6 | 64.86 | 56.4 | -0.36 | -0.31 | -0.41 |
| Lithuania | 24.13 | 15.23 | 34.02 | 30.44 | 19.77 | 42.84 | 0.27 | 0.32 | 0.24 |
| Luxembourg | 43.59 | 51.45 | 35.41 | 40.46 | 44.26 | 36.65 | 0.33 | 0.16 | 0.57 |
| Macedonia | 13.2 | 14.06 | 12.35 | 11.9 | 10.55 | 13.26 | -0.03 | -0.19 | 0.16 |
| Madagascar | 104.66 | 97.34 | 112 | 90.17 | 77.25 | 103.17 | 0.61 | 0.50 | 0.66 |
| Malawi | 56.1 | 60.68 | 51.36 | 41.05 | 40.21 | 41.9 | 0.58 | 0.47 | 0.71 |
| Malaysia | 66.97 | 46.66 | 86.68 | 93.71 | 55.97 | 132.16 | 0.48 | 0.36 | 0.52 |
| Maldives | 65.95 | 72.41 | 59.81 | 22.14 | 21.94 | 22.34 | -0.10 | -0.15 | -0.04 |
| Mali | 85.69 | 101.86 | 69.16 | 59.58 | 71.17 | 48.22 | 0.23 | 0.23 | 0.25 |
| Malta | 28.5 | 33.07 | 23.76 | 38.39 | 37.87 | 38.91 | 0.35 | 0.15 | 0.65 |
| Marshall Islands | 86.74 | 103.5 | 70.7 | 101.41 | 117.09 | 86.27 | 0.41 | 0.34 | 0.48 |
| Mauritania | 59.71 | 63.4 | 56 | 43.09 | 47.9 | 38.35 | 0.32 | 0.35 | 0.28 |
| Mauritius | 29.01 | 33.03 | 24.97 | 39.1 | 31.47 | 46.91 | 0.32 | -0.09 | 0.87 |
| Mexico | 21.76 | 22.78 | 20.73 | 19.41 | 16.78 | 22.08 | 0.18 | -0.05 | 0.43 |
| Moldova | 10.51 | 7.57 | 13.73 | 17.34 | 10.05 | 25.23 | 1.00 | 0.65 | 1.19 |
| Mongolia | 7.56 | 6.85 | 8.29 | 8.08 | 5.71 | 10.5 | 0.56 | 0.42 | 0.65 |
| Montenegro | 11.95 | 10.35 | 13.57 | 13.6 | 11.04 | 16.22 | 0.10 | 0.06 | 0.13 |
| Morocco | 135.98 | 160.94 | 110.93 | 117.91 | 142.25 | 92.99 | 0.30 | 0.32 | 0.26 |
| Mozambique | 47.51 | 51.86 | 42.76 | 46.13 | 42.07 | 50.39 | 0.77 | 0.45 | 1.14 |
| Myanmar | 66.21 | 53.37 | 79.58 | 68.97 | 63.57 | 74.61 | 0.82 | 1.24 | 0.54 |
| Namibia | 34.54 | 35.66 | 33.38 | 25.21 | 21.68 | 28.94 | -0.15 | -0.28 | -0.02 |
| Nepal | 5.08 | 4.7 | 5.46 | 9 | 7.56 | 10.53 | 3.05 | 2.93 | 3.10 |
| Netherlands | 31.52 | 35.89 | 27.04 | 60.2 | 60.36 | 60.04 | 1.08 | 0.77 | 1.49 |
| New Zealand | 18.22 | 16.27 | 20.23 | 10.89 | 8.73 | 13.13 | -0.28 | -0.39 | -0.18 |
| Nicaragua | 29.25 | 30.38 | 28.11 | 20 | 18.72 | 21.3 | 0.22 | 0.11 | 0.33 |
| Niger | 72.42 | 79.93 | 64.66 | 40.44 | 45.82 | 35.14 | 0.30 | 0.34 | 0.27 |
| Nigeria | 60.78 | 60.72 | 60.83 | 33.49 | 29.85 | 36.99 | 0.00 | -0.09 | 0.09 |
| North Korea | 21.43 | 17.04 | 26.09 | 15.81 | 13.75 | 17.96 | -0.20 | -0.09 | -0.28 |
| Northern Mariana Islands | 34.63 | 57.18 | 14.37 | 30.5 | 43.05 | 17.86 | 0.11 | 0.02 | 0.45 |

| | | | | | | | | | |
|----------------------------------|--------|--------|--------|--------|--------|--------|-------|-------|-------|
| Norway | 25.15 | 27.56 | 22.68 | 24.59 | 24.23 | 24.94 | 0.27 | 0.07 | 0.53 |
| Oman | 69.39 | 68.75 | 69.91 | 39.81 | 35.17 | 42.17 | -0.02 | -0.07 | 0.01 |
| Pakistan | 6.27 | 4.91 | 7.53 | 14.61 | 13 | 16.12 | 2.51 | 3.20 | 2.08 |
| Palestine | 47.63 | 55.41 | 40.05 | 32.39 | 35.96 | 28.92 | 0.03 | 0.04 | 0.05 |
| Panama | 25.39 | 21.36 | 29.34 | 30.9 | 26.71 | 35.06 | 0.29 | 0.34 | 0.25 |
| Papua New Guinea | 79.98 | 106.35 | 54.81 | 91.37 | 121.88 | 62.05 | 0.56 | 0.54 | 0.57 |
| Paraguay | 31.66 | 32.96 | 30.39 | 35.83 | 32.74 | 38.83 | 0.21 | 0.12 | 0.30 |
| Peru | 66.3 | 66.81 | 65.78 | 32.01 | 31.82 | 32.21 | 0.00 | -0.04 | 0.03 |
| Philippines | 26.38 | 29.33 | 23.49 | 43.15 | 43.72 | 42.6 | 1.26 | 1.06 | 1.50 |
| Poland | 31.04 | 23.96 | 38.49 | 22.71 | 13.31 | 32.84 | -0.15 | -0.37 | 0.00 |
| Portugal | 34.2 | 35.85 | 32.42 | 42.02 | 41.18 | 42.91 | 0.48 | 0.34 | 0.64 |
| Puerto Rico | 42.65 | 34.88 | 50.91 | 44.14 | 36.53 | 52.35 | 0.11 | 0.02 | 0.19 |
| Qatar | 11.71 | 10.39 | 12.37 | 6.69 | 6.84 | 6.63 | -0.21 | -0.10 | -0.25 |
| Romania | 13.51 | 8.05 | 19.13 | 14.58 | 9.24 | 20.27 | 0.13 | 0.22 | 0.09 |
| Russia | 7.77 | 6.98 | 8.66 | 41.39 | 23.83 | 62.01 | 3.95 | 2.32 | 5.38 |
| Rwanda | 82.12 | 87.75 | 76.3 | 48.16 | 48.61 | 47.69 | 0.37 | 0.31 | 0.43 |
| Saint Lucia | 94.51 | 104.86 | 83.85 | 77.14 | 73.71 | 80.7 | -0.03 | -0.17 | 0.14 |
| Saint Vincent and the Grenadines | 114.79 | 100.14 | 129.59 | 42.03 | 47.52 | 36.64 | -0.63 | -0.49 | -0.73 |
| Samoa | 78.71 | 95.25 | 63.47 | 83.64 | 106.17 | 62.48 | 0.24 | 0.14 | 0.28 |
| Sao Tome and Principe | 119.17 | 123.98 | 114.27 | 76.78 | 78.26 | 75.29 | 0.15 | 0.12 | 0.19 |
| Saudi Arabia | 27.87 | 35.79 | 21.64 | 18.88 | 19.92 | 18.08 | 0.19 | 0.05 | 0.38 |
| Senegal | 53.87 | 58.3 | 49.41 | 42.05 | 44.77 | 39.23 | 0.53 | 0.49 | 0.54 |
| Serbia | 17.16 | 13.43 | 20.99 | 19 | 15.13 | 23.06 | 0.08 | 0.09 | 0.08 |
| Seychelles | 61.89 | 55.55 | 68.25 | 54.73 | 44.8 | 64.4 | -0.02 | -0.14 | 0.08 |
| Sierra Leone | 87.04 | 86.02 | 88.09 | 57.84 | 59.65 | 55.99 | 0.19 | 0.19 | 0.18 |
| Singapore | 18.66 | 14.16 | 23.04 | 25.91 | 21.62 | 30.36 | 0.60 | 0.70 | 0.56 |
| Slovakia | 23.66 | 18.32 | 29.26 | 19.23 | 12.94 | 25.86 | -0.03 | -0.20 | 0.11 |
| Slovenia | 22.21 | 17.36 | 27.36 | 13.28 | 8.89 | 17.74 | -0.30 | -0.42 | -0.21 |
| Solomon Islands | 87.95 | 116.18 | 61.22 | 106.36 | 139.63 | 74.11 | 0.57 | 0.54 | 0.59 |
| Somalia | 85.61 | 93.12 | 77.97 | 56.58 | 62.48 | 50.62 | -0.02 | -0.01 | -0.04 |
| South Africa | 45.01 | 50.88 | 39 | 37.54 | 36.83 | 38.27 | -0.21 | -0.31 | -0.07 |
| South Korea | 47.01 | 54.76 | 39.29 | 17.71 | 17.07 | 18.35 | -0.57 | -0.65 | -0.45 |
| South Sudan | 80.45 | 89.9 | 70.92 | 57.16 | 62.48 | 51.86 | 0.13 | 0.10 | 0.17 |
| Spain | 46.21 | 50.74 | 41.49 | 42.9 | 46.59 | 39.11 | 0.11 | 0.03 | 0.19 |
| Sri Lanka | 68.74 | 60.51 | 76.81 | 57.28 | 40.98 | 74.81 | 0.17 | -0.09 | 0.40 |
| Sudan | 69.89 | 81.59 | 58.28 | 54.54 | 63.08 | 46.06 | 0.52 | 0.53 | 0.51 |
| Suriname | 42.36 | 53.26 | 31.8 | 35.52 | 38.11 | 32.93 | -0.04 | -0.15 | 0.14 |
| Swaziland | 37.07 | 41.85 | 31.73 | 46.07 | 43.38 | 48.83 | -0.09 | -0.28 | 0.14 |
| Sweden | 24.58 | 26.6 | 22.5 | 26.11 | 27.35 | 24.87 | 0.28 | 0.18 | 0.39 |
| Switzerland | 23.25 | 23.41 | 23.08 | 61.25 | 58.82 | 63.73 | 2.27 | 1.95 | 2.62 |
| Syria | 43.18 | 56.21 | 30.58 | 28.27 | 39.2 | 17.61 | -0.46 | -0.25 | -0.60 |
| Taiwan | 33.9 | 24.36 | 42.76 | 49.61 | 40.8 | 58.45 | 0.44 | 0.60 | 0.37 |
| Tajikistan | 10.53 | 8.94 | 12.14 | 8.85 | 6.82 | 10.83 | 0.64 | 0.53 | 0.71 |
| Tanzania | 55.27 | 55.07 | 55.47 | 45.41 | 44.16 | 46.68 | 0.56 | 0.53 | 0.57 |
| Thailand | 75.96 | 78.05 | 73.83 | 100.37 | 90.15 | 110.87 | 0.28 | 0.17 | 0.40 |
| The Bahamas | 59.44 | 63.01 | 55.83 | 59.12 | 59.82 | 58.4 | 0.10 | 0.00 | 0.19 |
| The Gambia | 60.8 | 67.15 | 54.54 | 35.63 | 36.47 | 34.77 | 0.09 | 0.07 | 0.12 |
| Timor-Leste | 94.36 | 98.61 | 90.22 | 57.14 | 57.79 | 56.51 | 0.56 | 0.54 | 0.59 |
| Togo | 67.8 | 73.99 | 61.46 | 47.03 | 46.08 | 48 | 0.05 | 0.00 | 0.12 |
| Tonga | 84.33 | 108.2 | 61.04 | 105.73 | 124.89 | 86.66 | 0.38 | 0.34 | 0.50 |
| Trinidad and Tobago | 44.74 | 42.31 | 47.19 | 47.42 | 41.86 | 53.12 | 0.01 | -0.01 | 0.02 |
| Tunisia | 80.02 | 89.13 | 71.02 | 64.77 | 66.02 | 63.49 | 0.09 | 0.04 | 0.15 |
| Turkey | 44.94 | 48.63 | 41.16 | 30.29 | 34.06 | 26.39 | 0.28 | 0.32 | 0.23 |
| Turkmenistan | 20.48 | 15.87 | 25.22 | 20.37 | 14.42 | 26.52 | 0.66 | 0.61 | 0.68 |
| Uganda | 53.08 | 56.8 | 49.3 | 51.2 | 47.17 | 55.23 | 0.96 | 0.73 | 1.21 |
| Ukraine | 20.4 | 14.1 | 27.74 | 28.86 | 18.33 | 41.3 | 0.31 | 0.25 | 0.33 |
| United Arab Emirates | 37.24 | 38.22 | 36.73 | 45.01 | 36.72 | 48.03 | 0.51 | 0.38 | 0.59 |
| United Kingdom | 23.67 | 25.79 | 21.43 | 31.84 | 31.37 | 32.31 | 0.66 | 0.46 | 0.92 |
| United States | 34.77 | 31.49 | 38.22 | 42.59 | 38.63 | 46.68 | 0.32 | 0.26 | 0.37 |
| Uruguay | 64.85 | 74.36 | 54.76 | 73.73 | 76.77 | 70.48 | 0.27 | 0.11 | 0.49 |
| Uzbekistan | 7.93 | 7.01 | 8.86 | 7.88 | 5.63 | 10.2 | 0.33 | 0.12 | 0.49 |

| | | | | | | | | | |
|-------------------------------------|----------|----------|----------|----------|----------|----------|-------|-------|-------|
| Vanuatu | 89.71 | 113.87 | 66.86 | 113.16 | 139.34 | 87.64 | 0.44 | 0.37 | 0.52 |
| Venezuela | 17.07 | 16.05 | 18.07 | 11.96 | 9.72 | 14.23 | -0.32 | -0.35 | -0.29 |
| Vietnam | 34.78 | 24.1 | 45.79 | 36.6 | 28.46 | 44.91 | 0.52 | 0.81 | 0.35 |
| Virgin Islands, U.S. | 61.42 | 65.42 | 57.19 | 88.22 | 82.05 | 95 | 0.07 | -0.02 | 0.20 |
| Yemen | 73.86 | 90.28 | 57.14 | 49.41 | 60.53 | 38.51 | 0.41 | 0.44 | 0.41 |
| Zambia | 53.32 | 60.46 | 46.05 | 53.08 | 46.34 | 59.84 | 0.67 | 0.34 | 1.08 |
| Zimbabwe | 13 | 6.16 | 19.9 | 17.72 | 5.87 | 29.92 | 0.19 | -0.18 | 0.32 |
| Hemorrhagic and other stroke | | | | | | | | | |
| Afghanistan | 1,562.82 | 2,217.20 | 939.86 | 1,874.68 | 2,630.80 | 1,164.69 | 0.97 | 1.03 | 0.96 |
| Albania | 1,232.24 | 1,106.44 | 1,352.06 | 1,898.17 | 1,648.26 | 2,152.11 | 0.73 | 0.72 | 0.74 |
| Algeria | 836.34 | 899.9 | 774.35 | 663.69 | 705.12 | 622.82 | 0.13 | 0.11 | 0.16 |
| American Samoa | 1,021.66 | 687.16 | 1,338.28 | 682.51 | 638.05 | 726.74 | -0.19 | -0.02 | -0.27 |
| Andorra | 394.87 | 344.09 | 448.41 | 316.2 | 239.07 | 396.58 | -0.20 | -0.29 | -0.13 |
| Angola | 1,445.25 | 1,541.42 | 1,346.70 | 1,004.32 | 1,157.08 | 849.58 | 0.39 | 0.44 | 0.32 |
| Antigua and Barbuda | 1,007.41 | 933.99 | 1,085.93 | 752.58 | 656.95 | 856.86 | -0.17 | -0.23 | -0.12 |
| Argentina | 774.83 | 681.62 | 871.7 | 569.61 | 487.72 | 655.06 | -0.13 | -0.18 | -0.08 |
| Armenia | 808.51 | 808.74 | 808.27 | 904.55 | 806.9 | 1,017.03 | 0.25 | 0.12 | 0.38 |
| Australia | 551.75 | 580 | 523.35 | 346.95 | 358.42 | 335.45 | -0.27 | -0.32 | -0.22 |
| Austria | 792.04 | 810.71 | 771.69 | 386.89 | 384.59 | 389.31 | -0.42 | -0.44 | -0.39 |
| Azerbaijan | 1,269.19 | 1,300.22 | 1,236.81 | 1,164.94 | 1,093.96 | 1,236.74 | 0.38 | 0.28 | 0.50 |
| Bahrain | 398.78 | 404.76 | 394.39 | 165.9 | 168.02 | 164.59 | -0.40 | -0.42 | -0.38 |
| Bangladesh | 956.94 | 1,082.42 | 837.04 | 1,405.29 | 1,273.18 | 1,534.85 | 2.41 | 1.95 | 2.97 |
| Barbados | 860.28 | 802.56 | 922.48 | 938.73 | 874.34 | 1,008.72 | 0.04 | 0.00 | 0.07 |
| Belarus | 1,209.57 | 1,215.32 | 1,203.05 | 1,202.80 | 1,028.67 | 1,404.81 | -0.14 | -0.21 | -0.06 |
| Belgium | 764.92 | 779.54 | 749.62 | 506.26 | 491.61 | 521.48 | -0.25 | -0.29 | -0.19 |
| Belize | 582.04 | 547.97 | 615.54 | 506.41 | 435.69 | 577.54 | 0.04 | 0.00 | 0.07 |
| Benin | 851.71 | 792.32 | 914.9 | 938.76 | 864.59 | 1,013.22 | 1.10 | 1.06 | 1.08 |
| Bermuda | 638.51 | 555.68 | 722.38 | 405.13 | 315.22 | 496.77 | -0.19 | -0.32 | -0.09 |
| Bhutan | 737.67 | 785.24 | 693.46 | 534.91 | 454.37 | 604.26 | 0.63 | 0.41 | 0.82 |
| Bolivia | 1,007.72 | 1,125.22 | 891.03 | 601.81 | 632.5 | 571.23 | 0.29 | 0.22 | 0.38 |
| Bosnia and Herzegovina | 1,145.13 | 1,129.97 | 1,160.31 | 583.98 | 553.56 | 614.69 | -0.48 | -0.52 | -0.45 |
| Botswana | 620.44 | 701.23 | 537.73 | 802.56 | 808.67 | 796.44 | -0.01 | -0.10 | 0.12 |
| Brazil | 1,268.43 | 1,175.24 | 1,363.09 | 957.47 | 869.4 | 1,048.49 | -0.05 | -0.07 | -0.03 |
| Brunei | 517.47 | 516.01 | 518.78 | 455.84 | 430.16 | 479.99 | -0.10 | -0.15 | -0.05 |
| Bulgaria | 2,753.23 | 2,512.94 | 3,000.28 | 1,939.36 | 1,747.97 | 2,140.22 | -0.31 | -0.34 | -0.29 |
| Burkina Faso | 518.47 | 569.06 | 465.53 | 462.55 | 512.15 | 412.3 | 0.66 | 0.63 | 0.66 |
| Burundi | 2,125.61 | 2,303.94 | 1,941.03 | 740.35 | 770.76 | 709.28 | -0.22 | -0.24 | -0.19 |
| Cambodia | 1,647.85 | 1,636.66 | 1,659.85 | 1,254.80 | 1,184.59 | 1,328.53 | 0.86 | 0.82 | 0.91 |
| Cameroon | 913.53 | 905.05 | 922.12 | 887.57 | 838.64 | 936.46 | 0.29 | 0.23 | 0.32 |
| Canada | 325.65 | 331.57 | 319.63 | 232.8 | 230.4 | 235.24 | -0.25 | -0.31 | -0.20 |
| Cape Verde | 1,095.18 | 909.14 | 1,300.92 | 885.4 | 784.19 | 989.32 | 0.25 | 0.35 | 0.17 |
| Central African Republic | 2,000.66 | 2,035.45 | 1,964.68 | 1,970.66 | 1,945.42 | 1,996.58 | 0.20 | 0.11 | 0.23 |
| Chad | 766.58 | 788.28 | 744.56 | 831.22 | 819.18 | 843.22 | 0.58 | 0.49 | 0.63 |
| Chile | 554.05 | 523.13 | 585.81 | 528.69 | 483.02 | 575.59 | 0.10 | -0.01 | 0.19 |
| China | 1,896.61 | 1,697.98 | 2,085.04 | 1,624.46 | 1,156.02 | 2,065.71 | 0.27 | 0.11 | 0.37 |
| Colombia | 596.94 | 615.01 | 578.63 | 418.2 | 417.87 | 418.54 | -0.06 | -0.16 | 0.02 |
| Comoros | 1,288.50 | 1,254.66 | 1,322.12 | 671.22 | 688.23 | 654.52 | 0.13 | 0.19 | 0.07 |
| Congo | 1,579.15 | 1,727.26 | 1,430.27 | 1,089.59 | 1,437.09 | 742.61 | -0.02 | 0.04 | -0.18 |
| Costa Rica | 274.86 | 281.95 | 267.88 | 278.08 | 263.51 | 292.63 | 0.06 | -0.03 | 0.15 |
| Cote d'Ivoire | 1,054.68 | 875.08 | 1,220.16 | 1,046.15 | 899.84 | 1,187.47 | 0.40 | 0.46 | 0.33 |
| Croatia | 1,776.81 | 1,728.68 | 1,827.96 | 1,164.86 | 1,118.53 | 1,214.58 | -0.29 | -0.33 | -0.26 |
| Cuba | 676.3 | 674.05 | 678.51 | 705.96 | 627.12 | 784.05 | 0.00 | -0.11 | 0.11 |
| Cyprus | 749.82 | 679.18 | 822.27 | 352.71 | 273.14 | 437.77 | -0.45 | -0.53 | -0.39 |
| Czech Republic | 1,347.93 | 1,330.62 | 1,366.27 | 555.38 | 525.21 | 586.52 | -0.49 | -0.53 | -0.45 |
| Democratic Republic of the Congo | 938.24 | 1,110.90 | 761.32 | 847.52 | 903.38 | 791.37 | 0.47 | 0.32 | 0.69 |
| Denmark | 920.34 | 923.67 | 916.91 | 525.99 | 499.28 | 553.13 | -0.29 | -0.35 | -0.24 |
| Djibouti | 921.76 | 752.52 | 1,088.99 | 1,000.84 | 817.93 | 1,182.13 | 0.48 | 0.50 | 0.44 |
| Dominica | 591.74 | 606.24 | 577.12 | 732.06 | 617.74 | 848.19 | 0.12 | 0.01 | 0.23 |
| Dominican Republic | 562.46 | 544.26 | 580.42 | 687.76 | 602.97 | 773.11 | 0.65 | 0.52 | 0.76 |
| Ecuador | 518.38 | 496.63 | 539.88 | 410.07 | 385.86 | 434.28 | 0.11 | 0.11 | 0.11 |
| Egypt | 1,831.83 | 1,513.81 | 2,147.66 | 1,035.03 | 788.57 | 1,276.39 | -0.02 | -0.06 | -0.01 |

| | | | | | | | | | |
|--------------------------------|----------|----------|----------|----------|----------|----------|-------|-------|-------|
| El Salvador | 738.51 | 711.33 | 766.97 | 345.97 | 342.45 | 349.94 | -0.30 | -0.29 | -0.33 |
| Equatorial Guinea | 2,088.41 | 2,240.42 | 1,942.98 | 808.83 | 863.32 | 757 | -0.26 | -0.28 | -0.25 |
| Eritrea | 1,250.78 | 1,331.43 | 1,169.11 | 969.04 | 1,133.05 | 805.63 | 0.35 | 0.42 | 0.21 |
| Estonia | 1,011.97 | 992.66 | 1,033.94 | 455.77 | 427.33 | 489.16 | -0.43 | -0.49 | -0.36 |
| Ethiopia | 1,318.34 | 1,318.69 | 1,317.98 | 607.08 | 619.95 | 594.17 | 0.44 | 0.43 | 0.41 |
| Federated States of Micronesia | 1,470.72 | 1,293.83 | 1,640.05 | 1,145.71 | 999.98 | 1,284.52 | 0.05 | 0.03 | 0.06 |
| Fiji | 1,434.51 | 1,437.47 | 1,431.64 | 1,254.07 | 1,375.95 | 1,136.23 | -0.24 | -0.20 | -0.29 |
| Finland | 780.48 | 739.07 | 824.41 | 432.55 | 394.53 | 471.74 | -0.37 | -0.41 | -0.33 |
| France | 651.82 | 592.45 | 714.43 | 412.39 | 374.2 | 453.04 | -0.30 | -0.32 | -0.28 |
| Gabon | 1,482.29 | 1,360.82 | 1,608.82 | 900.01 | 934.16 | 866.64 | -0.09 | -0.01 | -0.18 |
| Georgia | 2,470.84 | 2,432.95 | 2,512.63 | 2,371.34 | 1,965.88 | 2,814.83 | -0.03 | -0.13 | 0.08 |
| Germany | 828.2 | 848.64 | 806.23 | 462.75 | 447.99 | 478.01 | -0.37 | -0.41 | -0.33 |
| Ghana | 955.2 | 1,311.34 | 610.31 | 892.23 | 1,027.14 | 755.94 | 0.57 | 0.36 | 0.96 |
| Greece | 1,276.73 | 1,328.51 | 1,223.62 | 938.63 | 907.97 | 970.82 | -0.26 | -0.31 | -0.19 |
| Greenland | 1,071.42 | 1,102.35 | 1,044.64 | 797.65 | 697.62 | 884.37 | 0.04 | -0.10 | 0.16 |
| Grenada | 1,184.01 | 1,271.20 | 1,094.52 | 995.09 | 966.22 | 1,023.77 | -0.08 | -0.15 | 0.01 |
| Guam | 720.84 | 620.78 | 808.24 | 933.4 | 816 | 1,047.51 | -0.04 | -0.03 | -0.05 |
| Guatemala | 444.57 | 444.28 | 444.85 | 379.79 | 379.88 | 379.7 | 0.57 | 0.62 | 0.52 |
| Guinea | 997.63 | 1,105.53 | 887.32 | 979.66 | 995.3 | 964.1 | 0.84 | 0.72 | 0.98 |
| Guinea-Bissau | 1,232.35 | 1,267.10 | 1,196.76 | 1,353.95 | 1,432.02 | 1,274.92 | 0.61 | 0.64 | 0.58 |
| Guyana | 1,634.75 | 1,434.18 | 1,841.82 | 1,446.85 | 1,330.38 | 1,562.20 | 0.00 | 0.08 | -0.05 |
| Haiti | 1,828.90 | 2,374.25 | 1,267.50 | 1,294.32 | 1,613.66 | 967.99 | 0.36 | 0.28 | 0.49 |
| Honduras | 2,612.53 | 2,532.52 | 2,691.97 | 793.7 | 674.95 | 912.45 | -0.52 | -0.60 | -0.45 |
| Hungary | 1,547.86 | 1,425.70 | 1,680.00 | 649.5 | 582.58 | 723.28 | -0.46 | -0.51 | -0.41 |
| Iceland | 452.52 | 462.73 | 442.4 | 254.69 | 214.48 | 295.77 | -0.35 | -0.45 | -0.24 |
| India | 1,001.67 | 1,017.64 | 986.8 | 875.56 | 759.45 | 983.46 | 0.50 | 0.40 | 0.58 |
| Indonesia | 1,460.66 | 1,476.80 | 1,444.65 | 1,854.97 | 1,734.81 | 1,973.39 | 0.96 | 0.88 | 1.04 |
| Iran | 763.39 | 670.92 | 852.5 | 565.66 | 466.93 | 662.91 | 0.41 | 0.41 | 0.41 |
| Iraq | 903.17 | 866.16 | 939.51 | 701.62 | 649.51 | 752.43 | -0.04 | 0.01 | -0.07 |
| Ireland | 578.39 | 618.65 | 537.77 | 304.85 | 285.6 | 324.68 | -0.35 | -0.43 | -0.26 |
| Israel | 491.55 | 498.92 | 484.16 | 268.96 | 237.5 | 300.95 | -0.34 | -0.43 | -0.24 |
| Italy | 809.88 | 770.91 | 851.24 | 616.79 | 591.11 | 644.1 | -0.17 | -0.21 | -0.13 |
| Jamaica | 960.8 | 1,022.43 | 897.58 | 977.04 | 958.98 | 995.25 | -0.03 | -0.07 | 0.02 |
| Japan | 830.01 | 712.52 | 951.73 | 727.86 | 574.66 | 889.2 | -0.22 | -0.27 | -0.18 |
| Jordan | 353.76 | 402.35 | 309.79 | 180 | 164.85 | 194.42 | -0.23 | -0.36 | -0.08 |
| Kazakhstan | 1,120.15 | 1,168.05 | 1,069.25 | 1,146.33 | 1,068.97 | 1,229.23 | 0.11 | 0.05 | 0.20 |
| Kenya | 493.59 | 550.69 | 436.1 | 474.83 | 466.67 | 482.99 | 0.33 | 0.20 | 0.51 |
| Kiribati | 2,368.73 | 1,665.26 | 3,086.87 | 2,387.94 | 1,383.45 | 3,418.30 | 0.43 | 0.28 | 0.46 |
| Kuwait | 170.47 | 172.58 | 168.62 | 165.49 | 118.69 | 202.02 | 0.20 | -0.20 | 0.55 |
| Kyrgyzstan | 1,395.05 | 1,465.95 | 1,321.10 | 1,249.32 | 1,083.50 | 1,418.66 | 0.26 | 0.10 | 0.46 |
| Laos | 2,121.37 | 2,193.57 | 2,049.08 | 1,207.94 | 1,122.14 | 1,294.59 | 0.58 | 0.48 | 0.69 |
| Latvia | 1,498.39 | 1,582.92 | 1,401.03 | 847.83 | 799.8 | 903.78 | -0.34 | -0.43 | -0.23 |
| Lebanon | 716.42 | 997.49 | 427.6 | 357.67 | 519.53 | 197.45 | -0.13 | -0.20 | -0.11 |
| Lesotho | 725.36 | 717.28 | 733.92 | 1,130.60 | 1,126.17 | 1,135.13 | -0.03 | -0.07 | -0.01 |
| Liberia | 981.47 | 998.79 | 964.05 | 705.62 | 755.22 | 656.82 | 0.86 | 0.84 | 0.85 |
| Libya | 955.39 | 964.77 | 946.99 | 611.93 | 581.07 | 642.43 | -0.32 | -0.30 | -0.34 |
| Lithuania | 745.46 | 753.87 | 736.1 | 657.28 | 605.67 | 717.3 | -0.11 | -0.18 | -0.04 |
| Luxembourg | 1,072.64 | 1,094.59 | 1,049.80 | 380.15 | 367.29 | 393.07 | -0.49 | -0.55 | -0.43 |
| Macedonia | 1,640.98 | 1,649.14 | 1,632.91 | 1,630.57 | 1,575.32 | 1,686.31 | 0.07 | 0.03 | 0.11 |
| Madagascar | 1,578.32 | 1,525.38 | 1,631.44 | 1,329.36 | 1,236.96 | 1,422.34 | 0.57 | 0.52 | 0.56 |
| Malawi | 635.59 | 765.19 | 501.44 | 421.41 | 413.49 | 429.36 | 0.43 | 0.19 | 0.79 |
| Malaysia | 911.59 | 855.52 | 965.99 | 791.01 | 610.42 | 974.96 | -0.08 | -0.19 | 0.01 |
| Maldives | 653.48 | 531.42 | 769.39 | 329.96 | 206.39 | 452.84 | 0.36 | 0.09 | 0.51 |
| Mali | 1,141.45 | 1,365.97 | 912.05 | 768.94 | 926.69 | 614.3 | 0.19 | 0.18 | 0.20 |
| Malta | 622.56 | 603.68 | 642.12 | 425.67 | 388.46 | 463.18 | -0.31 | -0.35 | -0.28 |
| Marshall Islands | 1,398.68 | 1,128.51 | 1,657.05 | 1,240.99 | 1,013.91 | 1,460.27 | 0.07 | 0.06 | 0.07 |
| Mauritania | 792.12 | 836.21 | 747.77 | 562.15 | 635.96 | 489.35 | 0.30 | 0.34 | 0.22 |
| Mauritius | 1,459.93 | 1,112.00 | 1,809.28 | 1,069.50 | 820.99 | 1,324.13 | -0.28 | -0.29 | -0.27 |
| Mexico | 359.68 | 368.61 | 350.66 | 345.82 | 332.78 | 358.99 | 0.27 | 0.16 | 0.38 |
| Moldova | 1,501.15 | 1,539.25 | 1,459.36 | 1,186.65 | 1,032.99 | 1,352.77 | -0.04 | -0.16 | 0.10 |
| Mongolia | 1,556.12 | 1,539.69 | 1,572.94 | 2,862.41 | 2,469.67 | 3,263.13 | 1.69 | 1.74 | 1.71 |

| | | | | | | | | | |
|----------------------------------|----------|----------|----------|----------|----------|----------|-------|-------|-------|
| Montenegro | 2,692.35 | 2,939.84 | 2,442.70 | 2,810.90 | 2,913.47 | 2,705.88 | 0.01 | -0.01 | 0.04 |
| Morocco | 715.55 | 747.11 | 683.87 | 555.12 | 579.02 | 530.66 | 0.17 | 0.16 | 0.16 |
| Mozambique | 843.98 | 756.44 | 939.42 | 890.64 | 751.4 | 1,036.29 | 0.92 | 0.76 | 1.00 |
| Myanmar | 1,598.24 | 1,360.70 | 1,845.44 | 1,537.33 | 1,161.54 | 1,930.33 | 0.68 | 0.61 | 0.72 |
| Namibia | 709.53 | 738.52 | 679.29 | 502.94 | 456.69 | 551.67 | -0.17 | -0.27 | -0.09 |
| Nepal | 722.23 | 694.23 | 750.64 | 652.78 | 558.73 | 752.8 | 1.07 | 0.97 | 1.13 |
| Netherlands | 613.03 | 618.99 | 606.93 | 416.83 | 408.01 | 425.79 | -0.26 | -0.31 | -0.21 |
| New Zealand | 652.82 | 715.5 | 588.21 | 388.98 | 427.43 | 349.07 | -0.29 | -0.32 | -0.25 |
| Nicaragua | 357.58 | 372.08 | 342.87 | 347.82 | 337.86 | 358.06 | 0.73 | 0.64 | 0.84 |
| Niger | 872.89 | 831.86 | 915.3 | 689.47 | 679.13 | 699.64 | 0.84 | 0.90 | 0.78 |
| Nigeria | 754.6 | 757.18 | 752.08 | 431.12 | 375.58 | 484.6 | 0.04 | -0.08 | 0.15 |
| North Korea | 1,703.06 | 1,792.33 | 1,608.51 | 2,444.03 | 2,302.54 | 2,591.89 | 0.53 | 0.42 | 0.66 |
| Northern Mariana Islands | 891.37 | 810.82 | 963.77 | 511.24 | 339.25 | 684.45 | -0.28 | -0.43 | -0.17 |
| Norway | 826.15 | 824.69 | 827.65 | 371.19 | 364.7 | 377.61 | -0.41 | -0.46 | -0.37 |
| Oman | 517.58 | 672.78 | 393.77 | 317.64 | 329.58 | 311.58 | 0.05 | -0.11 | 0.32 |
| Pakistan | 864.27 | 766.09 | 955.38 | 968.55 | 799.21 | 1,128.87 | 0.69 | 0.65 | 0.70 |
| Palestine | 714.61 | 728.79 | 700.78 | 509.71 | 421.2 | 595.75 | 0.08 | -0.08 | 0.24 |
| Panama | 488.34 | 460.12 | 515.94 | 454.01 | 382.79 | 524.82 | -0.01 | -0.11 | 0.07 |
| Papua New Guinea | 2,229.01 | 2,459.50 | 2,009.02 | 1,890.47 | 2,186.19 | 1,606.33 | 0.16 | 0.19 | 0.11 |
| Paraguay | 800 | 856.22 | 745.06 | 917.78 | 864.49 | 969.47 | 0.23 | 0.14 | 0.33 |
| Peru | 962.95 | 828.22 | 1,097.72 | 306.51 | 285.79 | 327.27 | -0.34 | -0.31 | -0.37 |
| Philippines | 842.25 | 616.84 | 1,062.98 | 1,297.65 | 1,005.93 | 1,583.99 | 1.13 | 1.26 | 1.05 |
| Poland | 954.95 | 888.77 | 1,024.55 | 704.42 | 588.85 | 828.8 | -0.15 | -0.25 | -0.06 |
| Portugal | 1,742.73 | 1,601.53 | 1,894.58 | 858.78 | 734.76 | 991.04 | -0.41 | -0.46 | -0.35 |
| Puerto Rico | 397.59 | 342.91 | 455.74 | 464.53 | 432.13 | 499.52 | 0.26 | 0.23 | 0.27 |
| Qatar | 425.68 | 490.2 | 393.82 | 189.8 | 185.39 | 191.45 | -0.38 | -0.49 | -0.32 |
| Romania | 1,809.62 | 1,802.29 | 1,817.16 | 1,987.06 | 1,850.50 | 2,132.41 | 0.15 | 0.09 | 0.21 |
| Russia | 1,222.99 | 1,277.00 | 1,161.66 | 1,325.47 | 1,146.96 | 1,535.10 | 0.01 | -0.13 | 0.18 |
| Rwanda | 1,226.49 | 1,469.63 | 974.74 | 551.47 | 599.69 | 499.02 | 0.05 | -0.05 | 0.17 |
| Saint Lucia | 1,046.19 | 1,073.79 | 1,017.77 | 932.76 | 936.72 | 928.65 | 0.05 | 0.03 | 0.08 |
| Saint Vincent and the Grenadines | 820.54 | 918.12 | 721.98 | 981.14 | 918.33 | 1,042.79 | 0.21 | 0.08 | 0.39 |
| Samoa | 1,086.48 | 849.44 | 1,304.97 | 801.16 | 773.16 | 827.45 | -0.14 | -0.07 | -0.17 |
| Sao Tome and Principe | 1,085.32 | 1,047.27 | 1,124.07 | 950.53 | 985.74 | 915.06 | 0.56 | 0.64 | 0.45 |
| Saudi Arabia | 363.34 | 387.01 | 344.72 | 276.82 | 219.8 | 320.62 | 0.33 | 0.08 | 0.54 |
| Senegal | 778.71 | 749.58 | 808.11 | 804.6 | 832.68 | 775.5 | 1.01 | 1.12 | 0.84 |
| Serbia | 1,724.23 | 1,836.14 | 1,609.32 | 1,244.95 | 1,245.38 | 1,244.49 | -0.29 | -0.35 | -0.24 |
| Seychelles | 982.87 | 757.44 | 1,209.28 | 670.09 | 473.77 | 861.2 | -0.24 | -0.33 | -0.19 |
| Sierra Leone | 950.97 | 765.43 | 1,140.35 | 967.64 | 1,027.70 | 906.34 | 0.82 | 1.29 | 0.47 |
| Singapore | 661.79 | 640.34 | 682.69 | 346.77 | 312.13 | 382.64 | -0.39 | -0.46 | -0.33 |
| Slovakia | 1,099.34 | 1,023.67 | 1,178.59 | 569.1 | 486.31 | 656.45 | -0.38 | -0.46 | -0.30 |
| Slovenia | 865.22 | 792.94 | 941.86 | 577.85 | 525.32 | 631.31 | -0.22 | -0.26 | -0.18 |
| Solomon Islands | 1,975.02 | 1,987.08 | 1,963.61 | 1,739.00 | 1,790.78 | 1,688.82 | 0.15 | 0.16 | 0.13 |
| Somalia | 1,507.39 | 1,742.87 | 1,267.70 | 1,079.04 | 1,262.85 | 893.53 | 0.06 | 0.07 | 0.05 |
| South Africa | 790.24 | 922.25 | 655.15 | 734.98 | 738.36 | 731.49 | -0.12 | -0.24 | 0.05 |
| South Korea | 1,320.36 | 1,277.25 | 1,363.27 | 601.24 | 509.72 | 693.87 | -0.48 | -0.55 | -0.40 |
| South Sudan | 1,131.36 | 1,257.41 | 1,004.11 | 913.07 | 1,013.87 | 812.57 | 0.28 | 0.27 | 0.29 |
| Spain | 749.51 | 689.75 | 811.76 | 423.67 | 399.35 | 448.61 | -0.33 | -0.35 | -0.30 |
| Sri Lanka | 498.2 | 378.98 | 615.13 | 578.34 | 447.95 | 718.51 | 0.63 | 0.58 | 0.68 |
| Sudan | 1,568.96 | 1,759.04 | 1,380.37 | 1,009.79 | 1,097.50 | 922.72 | 0.25 | 0.23 | 0.27 |
| Suriname | 983.22 | 974.17 | 991.99 | 1,170.47 | 1,052.66 | 1,287.83 | 0.36 | 0.29 | 0.43 |
| Swaziland | 692.2 | 730.38 | 649.5 | 943.84 | 975.5 | 911.52 | -0.01 | -0.07 | 0.04 |
| Sweden | 711.86 | 707.38 | 716.45 | 422.38 | 411.15 | 433.64 | -0.29 | -0.33 | -0.24 |
| Switzerland | 612.58 | 600.32 | 625.41 | 282.06 | 283.68 | 280.41 | -0.43 | -0.45 | -0.41 |
| Syria | 1,390.66 | 1,145.94 | 1,627.53 | 713.64 | 547.83 | 875.41 | -0.57 | -0.48 | -0.62 |
| Taiwan | 982.79 | 820.48 | 1,133.46 | 613.64 | 456.02 | 771.79 | -0.38 | -0.47 | -0.32 |
| Tajikistan | 896.09 | 965.01 | 826.34 | 679.36 | 685.24 | 673.62 | 0.48 | 0.43 | 0.57 |
| Tanzania | 691.04 | 746.01 | 635.09 | 515.92 | 524.55 | 507.18 | 0.41 | 0.32 | 0.48 |
| Thailand | 1,133.56 | 907.43 | 1,363.86 | 1,100.54 | 731.53 | 1,480.17 | -0.06 | -0.18 | 0.01 |
| The Bahamas | 753.81 | 710.83 | 797.39 | 786.74 | 726.52 | 849.55 | 0.15 | 0.08 | 0.21 |
| The Gambia | 668.08 | 694.71 | 641.83 | 534.27 | 487.21 | 582.26 | 0.49 | 0.38 | 0.60 |
| Timor-Leste | 1,229.45 | 1,316.97 | 1,144.13 | 831.69 | 911.35 | 754.49 | 0.76 | 0.83 | 0.69 |

| | | | | | | | | | |
|-----------------------------------|----------|----------|----------|----------|----------|----------|-------|-------|-------|
| Togo | 874.55 | 896.59 | 851.94 | 842.59 | 726.97 | 960.93 | 0.45 | 0.29 | 0.60 |
| Tonga | 779.36 | 899.6 | 662.03 | 711.94 | 716.32 | 707.57 | 0.01 | -0.08 | 0.12 |
| Trinidad and Tobago | 871.08 | 841.91 | 900.47 | 938.15 | 823.91 | 1,055.43 | 0.02 | -0.02 | 0.06 |
| Tunisia | 827.51 | 688.62 | 964.71 | 603.75 | 454.49 | 756.51 | -0.02 | -0.07 | 0.01 |
| Turkey | 631.42 | 657.63 | 604.56 | 412.79 | 363.29 | 464.05 | 0.24 | 0.04 | 0.47 |
| Turkmenistan | 1,616.03 | 1,589.47 | 1,643.33 | 1,856.52 | 1,522.69 | 2,201.75 | 0.92 | 0.70 | 1.14 |
| Uganda | 939.13 | 1,116.99 | 758.94 | 642 | 597.47 | 686.57 | 0.39 | 0.10 | 0.77 |
| Ukraine | 1,355.43 | 1,366.91 | 1,342.07 | 1,243.58 | 1,069.93 | 1,448.68 | -0.15 | -0.25 | -0.04 |
| United Arab Emirates | 696.39 | 769.71 | 658.31 | 636.95 | 637.75 | 636.66 | 0.15 | 0.18 | 0.17 |
| United Kingdom | 869.89 | 921.44 | 815.37 | 485.38 | 497.46 | 473 | -0.31 | -0.35 | -0.26 |
| United States | 398.19 | 405.78 | 390.2 | 309.71 | 299.12 | 320.66 | -0.16 | -0.24 | -0.08 |
| Uruguay | 819.53 | 786.63 | 854.45 | 680.68 | 660.79 | 701.98 | -0.07 | -0.10 | -0.05 |
| Uzbekistan | 884.97 | 933.43 | 835.44 | 831.96 | 769.7 | 896.26 | 0.26 | 0.15 | 0.39 |
| Vanuatu | 1,930.85 | 1,847.27 | 2,009.89 | 1,844.12 | 1,874.17 | 1,814.81 | 0.09 | 0.13 | 0.05 |
| Venezuela | 474.82 | 487.56 | 462.29 | 554.87 | 488.22 | 622.1 | 0.13 | 0.07 | 0.21 |
| Vietnam | 1,286.67 | 1,012.87 | 1,568.92 | 1,407.32 | 973.84 | 1,850.12 | 0.58 | 0.47 | 0.62 |
| Virgin Islands, U.S. | 596.96 | 531.92 | 665.87 | 906.79 | 711.63 | 1,121.31 | 0.14 | 0.04 | 0.21 |
| Yemen | 1,562.62 | 1,803.10 | 1,317.73 | 1,049.23 | 1,201.64 | 899.94 | 0.41 | 0.42 | 0.42 |
| Zambia | 673.89 | 857.3 | 487.38 | 706.61 | 627.62 | 785.81 | 0.76 | 0.27 | 1.57 |
| Zimbabwe | 739.25 | 831.09 | 646.64 | 838.21 | 759.38 | 919.35 | -0.01 | -0.21 | 0.24 |
| Hypertensive heart disease | | | | | | | | | |
| Afghanistan | 323.81 | 491.91 | 163.78 | 281.72 | 430.56 | 141.96 | 0.43 | 0.50 | 0.37 |
| Albania | 65.7 | 64.78 | 66.57 | 61.28 | 62.81 | 59.73 | 0.05 | 0.12 | -0.02 |
| Algeria | 158.86 | 209.86 | 109.1 | 190.65 | 248.2 | 133.89 | 0.72 | 0.67 | 0.77 |
| American Samoa | 228.31 | 152.79 | 299.8 | 126.09 | 104.76 | 147.31 | -0.33 | -0.28 | -0.34 |
| Andorra | 52.83 | 52.25 | 53.43 | 49.32 | 45.27 | 53.55 | -0.06 | -0.11 | -0.01 |
| Angola | 377.05 | 502.34 | 248.66 | 288.95 | 388.9 | 187.7 | 0.54 | 0.49 | 0.58 |
| Antigua and Barbuda | 433.52 | 490.92 | 372.12 | 288.64 | 305.09 | 270.69 | -0.26 | -0.32 | -0.19 |
| Argentina | 193.42 | 173.7 | 213.92 | 184.85 | 171.68 | 198.59 | 0.13 | 0.13 | 0.14 |
| Armenia | 158.43 | 184.2 | 131.11 | 251.77 | 277.82 | 221.77 | 0.77 | 0.70 | 0.85 |
| Australia | 53.72 | 59.86 | 47.55 | 43.9 | 48.27 | 39.52 | -0.05 | -0.11 | 0.01 |
| Austria | 187.1 | 220.11 | 151.13 | 231.39 | 275.74 | 184.84 | 0.47 | 0.47 | 0.48 |
| Azerbaijan | 106.89 | 117.07 | 96.27 | 113.39 | 118.1 | 108.62 | 0.60 | 0.54 | 0.69 |
| Bahrain | 52.66 | 79.5 | 32.91 | 32.64 | 53.56 | 19.84 | -0.10 | -0.06 | -0.11 |
| Bangladesh | 222.13 | 217.39 | 226.66 | 180.48 | 170.32 | 190.44 | 0.89 | 0.96 | 0.82 |
| Barbados | 263.03 | 296.95 | 226.47 | 265.97 | 288.53 | 241.45 | -0.04 | -0.11 | 0.04 |
| Belarus | 122.62 | 125.5 | 119.35 | 266.8 | 239.21 | 298.8 | 0.87 | 0.78 | 1.01 |
| Belgium | 61.78 | 72.57 | 50.49 | 55.9 | 71.26 | 39.93 | 0.03 | 0.10 | -0.08 |
| Belize | 198.6 | 204.65 | 192.66 | 171.87 | 160.81 | 183 | 0.03 | -0.01 | 0.08 |
| Benin | 127.67 | 168.21 | 84.54 | 131.09 | 164.65 | 97.4 | 0.95 | 0.84 | 1.16 |
| Bermuda | 184.83 | 157.37 | 212.63 | 107.32 | 85.62 | 129.42 | -0.26 | -0.35 | -0.20 |
| Bhutan | 228.8 | 231.7 | 226.11 | 167.22 | 146.4 | 185.15 | 0.64 | 0.54 | 0.71 |
| Bolivia | 60.84 | 75.68 | 46.09 | 55.24 | 69.78 | 40.75 | 0.96 | 1.00 | 0.90 |
| Bosnia and Herzegovina | 88.68 | 101 | 76.34 | 103.88 | 117.38 | 90.26 | 0.19 | 0.14 | 0.24 |
| Botswana | 309.12 | 397.43 | 218.72 | 398.9 | 490.85 | 306.87 | -0.01 | -0.04 | 0.06 |
| Brazil | 171.35 | 173.97 | 168.7 | 204.04 | 204.85 | 203.2 | 0.50 | 0.48 | 0.52 |
| Brunei | 63 | 44.1 | 79.92 | 70.94 | 50.46 | 90.22 | 0.15 | 0.16 | 0.15 |
| Bulgaria | 496.09 | 462.91 | 530.22 | 1,088.31 | 1,022.54 | 1,157.34 | 1.14 | 1.11 | 1.16 |
| Burkina Faso | 193 | 265.85 | 116.75 | 182.42 | 253 | 110.92 | 0.75 | 0.72 | 0.77 |
| Burundi | 781.79 | 958.78 | 598.6 | 317.99 | 410.86 | 223.1 | -0.09 | -0.03 | -0.18 |
| Cambodia | 270.53 | 277.06 | 263.53 | 216.8 | 215.45 | 218.21 | 0.95 | 0.95 | 0.97 |
| Cameroon | 150.78 | 197.74 | 103.22 | 140.01 | 188.55 | 91.49 | 0.23 | 0.26 | 0.15 |
| Canada | 36.16 | 39.18 | 33.08 | 40.02 | 40.57 | 39.45 | 0.16 | 0.03 | 0.30 |
| Cape Verde | 103.33 | 127.17 | 76.97 | 88.19 | 113.86 | 61.82 | 0.32 | 0.40 | 0.23 |
| Central African Republic | 561.04 | 699.32 | 418.07 | 563.27 | 655.82 | 468.26 | 0.22 | 0.09 | 0.35 |
| Chad | 122.25 | 174.35 | 69.4 | 113.21 | 153.9 | 72.62 | 0.34 | 0.26 | 0.50 |
| Chile | 135.64 | 136.73 | 134.51 | 182.26 | 189.37 | 174.97 | 0.54 | 0.49 | 0.58 |
| China | 391.08 | 373.54 | 407.72 | 285.75 | 236.91 | 331.75 | 0.08 | 0.03 | 0.13 |
| Colombia | 198.23 | 212.92 | 183.34 | 131.28 | 133.76 | 128.73 | -0.12 | -0.22 | -0.01 |
| Comoros | 465.33 | 533.07 | 398.02 | 247.22 | 297.99 | 197.37 | 0.15 | 0.21 | 0.07 |
| Congo | 486.63 | 635.44 | 337.04 | 358.41 | 534.97 | 182.11 | 0.04 | 0.05 | -0.14 |

| | | | | | | | | | |
|----------------------------------|--------|--------|--------|----------|----------|--------|-------|-------|-------|
| Costa Rica | 97.08 | 104.56 | 89.72 | 164.66 | 171.84 | 157.48 | 0.78 | 0.70 | 0.85 |
| Cote d'Ivoire | 156.33 | 188.71 | 126.5 | 135.96 | 171 | 102.11 | 0.23 | 0.29 | 0.10 |
| Croatia | 493.1 | 627.91 | 349.85 | 348.12 | 394.14 | 298.73 | -0.24 | -0.35 | -0.05 |
| Cuba | 105.86 | 111.15 | 100.64 | 273.07 | 260.05 | 285.97 | 1.47 | 1.24 | 1.73 |
| Cyprus | 142.22 | 151.01 | 133.21 | 86.13 | 85.34 | 86.98 | -0.29 | -0.34 | -0.25 |
| Czech Republic | 72.54 | 69.35 | 75.93 | 128.78 | 126.73 | 130.89 | 1.20 | 1.20 | 1.21 |
| Democratic Republic of the Congo | 320.83 | 450.21 | 188.25 | 310.13 | 393.89 | 225.93 | 0.57 | 0.41 | 0.95 |
| Denmark | 68.35 | 71.51 | 65.09 | 53.33 | 54.44 | 52.21 | -0.04 | -0.08 | 0.01 |
| Djibouti | 265.76 | 294.79 | 237.08 | 316.2 | 327.94 | 304.57 | 0.63 | 0.53 | 0.69 |
| Dominica | 550.31 | 627.79 | 472.27 | 493.32 | 469.88 | 517.14 | -0.19 | -0.26 | -0.08 |
| Dominican Republic | 161.12 | 165.65 | 156.65 | 213.12 | 215.4 | 210.82 | 0.78 | 0.79 | 0.78 |
| Ecuador | 140.41 | 158.33 | 122.7 | 226.71 | 217.27 | 236.15 | 1.26 | 0.96 | 1.65 |
| Egypt | 217.88 | 272.8 | 163.33 | 211.11 | 249.47 | 173.53 | 0.68 | 0.65 | 0.77 |
| El Salvador | 121.03 | 134.86 | 106.54 | 140.74 | 162.08 | 116.62 | 0.73 | 0.78 | 0.61 |
| Equatorial Guinea | 646.69 | 845.88 | 456.1 | 273.33 | 333.36 | 216.23 | -0.20 | -0.26 | -0.09 |
| Eritrea | 398.33 | 485.38 | 310.18 | 323.17 | 435.25 | 211.5 | 0.42 | 0.50 | 0.20 |
| Estonia | 155.37 | 151.95 | 159.26 | 1,019.08 | 1,063.88 | 966.49 | 7.37 | 7.35 | 7.19 |
| Ethiopia | 448.12 | 456.31 | 439.89 | 238.22 | 270.63 | 205.71 | 0.66 | 0.80 | 0.45 |
| Federated States of Micronesia | 328.22 | 294.93 | 360.08 | 279.36 | 251.85 | 305.55 | 0.14 | 0.14 | 0.15 |
| Fiji | 324.44 | 338.13 | 311.18 | 562.77 | 592.48 | 534.05 | 0.51 | 0.47 | 0.54 |
| Finland | 118.56 | 133.26 | 102.96 | 153.12 | 151.63 | 154.65 | 0.48 | 0.26 | 0.77 |
| France | 85.55 | 101.23 | 69.03 | 73.72 | 85.66 | 61.01 | -0.04 | -0.09 | 0.01 |
| Gabon | 536.51 | 661.19 | 406.64 | 314.23 | 424.05 | 206.88 | -0.12 | -0.07 | -0.23 |
| Georgia | 174.37 | 195.84 | 150.69 | 746.67 | 679.05 | 820.63 | 3.32 | 2.73 | 4.23 |
| Germany | 255.42 | 299.98 | 207.53 | 247.03 | 301.89 | 190.3 | 0.09 | 0.13 | 0.03 |
| Ghana | 426.22 | 650.41 | 209.11 | 189.68 | 315.48 | 62.61 | -0.25 | -0.16 | -0.52 |
| Greece | 107.07 | 134.2 | 79.26 | 173.98 | 195.87 | 151 | 0.64 | 0.47 | 0.94 |
| Greenland | 85.53 | 92.98 | 79.09 | 109.01 | 103.56 | 113.73 | 0.78 | 0.59 | 0.98 |
| Grenada | 356.22 | 415.31 | 295.57 | 289.68 | 331.02 | 248.6 | -0.11 | -0.11 | -0.10 |
| Guam | 720.56 | 642.59 | 788.67 | 436.98 | 356.03 | 515.66 | -0.55 | -0.59 | -0.52 |
| Guatemala | 97.18 | 122.14 | 71.87 | 78.17 | 96.37 | 59.19 | 0.48 | 0.50 | 0.46 |
| Guinea | 170.98 | 260.08 | 79.88 | 155.68 | 217.81 | 93.84 | 0.71 | 0.59 | 1.14 |
| Guinea-Bissau | 197.18 | 272.36 | 120.18 | 187.96 | 261.03 | 113.97 | 0.39 | 0.39 | 0.41 |
| Guyana | 624.48 | 632.34 | 616.36 | 520.94 | 526.02 | 515.9 | -0.05 | -0.03 | -0.06 |
| Haiti | 534.41 | 684.7 | 379.7 | 425.25 | 504.38 | 344.39 | 0.53 | 0.39 | 0.77 |
| Honduras | 197.56 | 200.07 | 195.07 | 224.66 | 230.87 | 218.45 | 0.78 | 0.75 | 0.80 |
| Hungary | 517.35 | 569.94 | 460.47 | 475.65 | 501.16 | 447.54 | 0.18 | 0.05 | 0.32 |
| Iceland | 46.23 | 45.47 | 46.99 | 42.48 | 38.39 | 46.66 | 0.07 | 0.00 | 0.13 |
| India | 322.28 | 302.14 | 341.04 | 312.32 | 285.35 | 337.38 | 0.66 | 0.77 | 0.57 |
| Indonesia | 180.3 | 204.98 | 155.83 | 197.14 | 219.66 | 174.93 | 0.69 | 0.72 | 0.68 |
| Iran | 259.45 | 262.15 | 256.85 | 369.73 | 340.14 | 398.89 | 1.72 | 1.63 | 1.82 |
| Iraq | 210.7 | 265.75 | 156.65 | 170.31 | 208.24 | 133.32 | 0.00 | 0.05 | -0.01 |
| Ireland | 47.57 | 51.24 | 43.87 | 36.84 | 34.96 | 38.77 | -0.05 | -0.16 | 0.08 |
| Israel | 91.85 | 100.76 | 82.91 | 26.36 | 31 | 21.65 | -0.65 | -0.63 | -0.68 |
| Italy | 251.53 | 301.75 | 198.24 | 300.27 | 348.59 | 248.9 | 0.31 | 0.20 | 0.45 |
| Jamaica | 427.89 | 480.86 | 373.55 | 305.58 | 323.63 | 287.39 | -0.32 | -0.33 | -0.29 |
| Japan | 135.31 | 151.18 | 118.86 | 89.74 | 105.91 | 72.7 | -0.41 | -0.37 | -0.47 |
| Jordan | 237.18 | 288.87 | 190.4 | 202.32 | 198.27 | 206.18 | 0.29 | 0.07 | 0.58 |
| Kazakhstan | 183.94 | 192.38 | 174.97 | 318.16 | 297.6 | 340.18 | 0.88 | 0.77 | 1.03 |
| Kenya | 176.94 | 232.69 | 120.79 | 185.75 | 225.8 | 145.71 | 0.46 | 0.37 | 0.64 |
| Kiribati | 328.36 | 284.88 | 372.75 | 164.57 | 129.43 | 200.6 | -0.29 | -0.30 | -0.29 |
| Kuwait | 137.61 | 140.28 | 135.27 | 95.77 | 90.55 | 99.84 | -0.14 | -0.25 | -0.04 |
| Kyrgyzstan | 147.31 | 148.75 | 145.8 | 146.4 | 126.71 | 166.51 | 0.40 | 0.27 | 0.55 |
| Laos | 337.63 | 367.03 | 308.19 | 205.24 | 206.63 | 203.84 | 0.69 | 0.63 | 0.77 |
| Latvia | 47.93 | 48.68 | 47.06 | 307.03 | 306.78 | 307.32 | 6.44 | 6.11 | 6.77 |
| Lebanon | 170.08 | 212.93 | 126.06 | 88.23 | 126.6 | 50.24 | -0.10 | -0.08 | -0.23 |
| Lesotho | 411.82 | 475.73 | 344.14 | 611.33 | 749.62 | 470.24 | -0.07 | -0.06 | -0.13 |
| Liberia | 146.5 | 203.11 | 89.57 | 115.59 | 163.28 | 68.66 | 1.04 | 0.95 | 1.08 |
| Libya | 82.28 | 115 | 52.97 | 92.61 | 123.42 | 62.17 | 0.20 | 0.26 | 0.15 |
| Lithuania | 81.09 | 76.71 | 85.97 | 204.11 | 174.61 | 238.43 | 1.53 | 1.31 | 1.74 |
| Luxembourg | 93.82 | 122.04 | 64.44 | 57.83 | 69.74 | 45.88 | -0.12 | -0.23 | 0.08 |

| | | | | | | | | | |
|----------------------------------|----------|----------|----------|----------|----------|--------|-------|-------|-------|
| Macedonia | 283.08 | 315.25 | 251.28 | 302.03 | 328.35 | 275.48 | 0.15 | 0.12 | 0.18 |
| Madagascar | 559.61 | 623.89 | 495.12 | 510.74 | 586.58 | 434.43 | 0.70 | 0.77 | 0.57 |
| Malawi | 289.27 | 398.13 | 176.59 | 223.52 | 269.17 | 177.7 | 0.67 | 0.49 | 1.10 |
| Malaysia | 49.98 | 50.4 | 49.57 | 47.39 | 38.74 | 56.2 | 0.00 | -0.13 | 0.13 |
| Maldives | 96.33 | 127.3 | 66.92 | 41.85 | 48.67 | 35.07 | 0.17 | 0.08 | 0.34 |
| Mali | 189.11 | 283.26 | 92.92 | 111.14 | 167.04 | 56.35 | 0.04 | 0.03 | 0.08 |
| Malta | 70.31 | 71.34 | 69.25 | 84.1 | 83.56 | 84.65 | 0.20 | 0.17 | 0.23 |
| Marshall Islands | 280.79 | 220.55 | 338.39 | 264.56 | 212.32 | 315.01 | 0.13 | 0.14 | 0.13 |
| Mauritania | 130.17 | 184.93 | 75.09 | 86.81 | 127.46 | 46.73 | 0.22 | 0.22 | 0.15 |
| Mauritius | 312.41 | 293.1 | 331.8 | 391.55 | 365.66 | 418.08 | 0.23 | 0.20 | 0.25 |
| Mexico | 92.65 | 113.24 | 71.84 | 102.75 | 121.83 | 83.48 | 0.46 | 0.38 | 0.56 |
| Moldova | 85.41 | 92.48 | 77.65 | 267.09 | 282.37 | 250.58 | 2.80 | 2.80 | 2.84 |
| Mongolia | 179.93 | 184.35 | 175.41 | 126.7 | 105.51 | 148.32 | 0.03 | -0.02 | 0.10 |
| Montenegro | 36.75 | 44 | 29.44 | 47.81 | 55 | 40.45 | 0.26 | 0.25 | 0.29 |
| Morocco | 169.16 | 219.67 | 118.46 | 153.96 | 203 | 103.77 | 0.37 | 0.38 | 0.31 |
| Mozambique | 320.63 | 374.96 | 261.41 | 323.81 | 361.61 | 284.27 | 0.84 | 0.70 | 0.97 |
| Myanmar | 363.45 | 478.81 | 243.4 | 341.17 | 414.65 | 264.34 | 0.65 | 0.63 | 0.79 |
| Namibia | 355.77 | 424.96 | 283.56 | 242.57 | 270.35 | 213.32 | -0.21 | -0.25 | -0.15 |
| Nepal | 233.64 | 216.66 | 250.88 | 208.32 | 174.61 | 244.17 | 1.04 | 0.98 | 1.07 |
| Netherlands | 45.76 | 52.81 | 38.55 | 45.51 | 52.26 | 38.65 | 0.08 | 0.04 | 0.12 |
| New Zealand | 69.55 | 74.42 | 64.53 | 45.27 | 51.26 | 39.06 | -0.22 | -0.22 | -0.24 |
| Nicaragua | 72.44 | 81.51 | 63.24 | 126.03 | 132.86 | 119.01 | 2.10 | 1.95 | 2.31 |
| Niger | 114.35 | 161.36 | 65.76 | 98.69 | 136.15 | 61.84 | 1.01 | 0.96 | 1.18 |
| Nigeria | 138.9 | 197.03 | 81.94 | 77.99 | 103.19 | 53.72 | 0.02 | -0.03 | 0.17 |
| North Korea | 248.82 | 304.56 | 189.78 | 354.63 | 401.67 | 305.48 | 0.51 | 0.46 | 0.65 |
| Northern Mariana Islands | 78.62 | 97.87 | 61.33 | 48.49 | 46.34 | 50.66 | -0.23 | -0.36 | -0.03 |
| Norway | 56.16 | 61 | 51.21 | 34.02 | 41.09 | 27.04 | -0.21 | -0.18 | -0.27 |
| Oman | 33.17 | 54.04 | 16.53 | 37.16 | 53.05 | 29.1 | 0.91 | 0.78 | 1.95 |
| Pakistan | 270.45 | 195.82 | 339.72 | 245.57 | 174.76 | 312.59 | 0.37 | 0.41 | 0.32 |
| Palestine | 110.08 | 117.6 | 102.74 | 142.41 | 128.97 | 155.48 | 0.96 | 0.75 | 1.21 |
| Panama | 73.18 | 75.38 | 71.02 | 87.71 | 87.49 | 87.93 | 0.27 | 0.24 | 0.30 |
| Papua New Guinea | 399.61 | 416.49 | 383.5 | 316.52 | 338.67 | 295.23 | 0.08 | 0.09 | 0.07 |
| Paraguay | 82.86 | 88.67 | 77.18 | 178.52 | 173.95 | 182.95 | 1.30 | 1.22 | 1.42 |
| Peru | 52.45 | 64.74 | 40.16 | 41.44 | 48.88 | 33.99 | 0.63 | 0.52 | 0.78 |
| Philippines | 199.26 | 157.02 | 240.63 | 357.98 | 301.9 | 413.02 | 1.48 | 1.66 | 1.37 |
| Poland | 182.86 | 193.96 | 171.19 | 150.47 | 137.3 | 164.66 | -0.05 | -0.20 | 0.12 |
| Portugal | 98.65 | 118.26 | 77.55 | 98.75 | 114.92 | 81.51 | 0.20 | 0.13 | 0.30 |
| Puerto Rico | 198.1 | 180.05 | 217.29 | 308.07 | 275.56 | 343.18 | 0.67 | 0.50 | 0.83 |
| Qatar | 35.2 | 53.26 | 26.29 | 13.53 | 22.81 | 10.06 | -0.47 | -0.42 | -0.47 |
| Romania | 458.2 | 516.09 | 398.66 | 736.15 | 745.51 | 726.18 | 0.68 | 0.54 | 0.88 |
| Russia | 91.63 | 97.23 | 85.26 | 237.5 | 225.25 | 251.89 | 1.41 | 1.25 | 1.63 |
| Rwanda | 514.78 | 687.05 | 336.4 | 277.24 | 350.19 | 197.89 | 0.26 | 0.19 | 0.34 |
| Saint Lucia | 398.94 | 458.96 | 337.12 | 314.36 | 346 | 281.52 | -0.07 | -0.11 | -0.01 |
| Saint Vincent and the Grenadines | 434.79 | 513.64 | 355.16 | 483.24 | 488.45 | 478.13 | 0.12 | 0.03 | 0.29 |
| Samoa | 270.68 | 233.95 | 304.53 | 219.28 | 222.34 | 216.4 | -0.05 | -0.03 | -0.07 |
| Sao Tome and Principe | 73.12 | 101.49 | 44.22 | 68.49 | 96.11 | 40.65 | 0.67 | 0.65 | 0.64 |
| Saudi Arabia | 23.29 | 37.14 | 12.39 | 25.93 | 36.24 | 18.01 | 0.95 | 0.85 | 1.41 |
| Senegal | 130.43 | 181.39 | 78.99 | 129.11 | 185.3 | 70.87 | 0.92 | 0.94 | 0.72 |
| Serbia | 178.48 | 198.15 | 158.28 | 251.6 | 281.94 | 219.77 | 0.38 | 0.37 | 0.37 |
| Seychelles | 1,411.24 | 1,547.78 | 1,274.12 | 1,095.12 | 1,247.63 | 946.64 | -0.14 | -0.14 | -0.15 |
| Sierra Leone | 124.96 | 149.03 | 100.39 | 147.44 | 206.74 | 86.92 | 1.11 | 1.37 | 0.60 |
| Singapore | 164.77 | 162.8 | 166.69 | 223.59 | 176.02 | 272.86 | 0.57 | 0.21 | 0.94 |
| Slovakia | 118.36 | 120.94 | 115.66 | 217.57 | 210.62 | 224.91 | 1.20 | 0.96 | 1.44 |
| Slovenia | 260.37 | 303.26 | 214.88 | 261.72 | 300.19 | 222.56 | 0.18 | 0.11 | 0.26 |
| Solomon Islands | 406.48 | 373.64 | 437.58 | 348.2 | 314.74 | 380.62 | 0.12 | 0.08 | 0.14 |
| Somalia | 473.7 | 603.22 | 341.86 | 340.84 | 441.98 | 238.77 | 0.07 | 0.09 | 0.03 |
| South Africa | 394.45 | 524.25 | 261.63 | 413.89 | 498.44 | 326.35 | 0.00 | -0.09 | 0.18 |
| South Korea | 151.24 | 168.79 | 133.78 | 90.06 | 114.06 | 65.76 | -0.31 | -0.24 | -0.42 |
| South Sudan | 422.1 | 527.25 | 315.96 | 346.03 | 436.17 | 256.15 | 0.30 | 0.31 | 0.29 |
| Spain | 62.6 | 80.17 | 44.28 | 86.11 | 108.2 | 63.44 | 0.64 | 0.51 | 0.81 |
| Sri Lanka | 114.18 | 83.6 | 144.17 | 181.11 | 157.7 | 206.29 | 1.23 | 1.52 | 1.05 |

| | | | | | | | | | |
|-------------------------------|----------|----------|----------|-----------|----------|-----------|-------|-------|-------|
| Sudan | 226.11 | 318.45 | 134.51 | 152.86 | 217.51 | 88.69 | 0.31 | 0.35 | 0.26 |
| Suriname | 290.42 | 335 | 247.27 | 254.15 | 276.85 | 231.54 | 0.00 | -0.01 | 0.03 |
| Swaziland | 368.33 | 441.06 | 286.98 | 457.68 | 563.05 | 350.1 | -0.10 | -0.12 | -0.10 |
| Sweden | 45.8 | 51.08 | 40.4 | 73.06 | 85.11 | 60.98 | 0.92 | 0.91 | 0.89 |
| Switzerland | 102.01 | 121.71 | 81.39 | 138.24 | 167.15 | 108.68 | 0.68 | 0.61 | 0.75 |
| Syria | 57.84 | 58.35 | 57.34 | 45.76 | 50.21 | 41.42 | -0.34 | -0.07 | -0.50 |
| Taiwan | 150.66 | 112.28 | 186.29 | 179.87 | 146.43 | 213.42 | 0.18 | 0.25 | 0.15 |
| Tajikistan | 148.14 | 172.25 | 123.74 | 126.75 | 132.78 | 120.86 | 0.67 | 0.55 | 0.87 |
| Tanzania | 279.85 | 341.09 | 217.53 | 229.47 | 272.73 | 185.68 | 0.55 | 0.50 | 0.58 |
| Thailand | 106.81 | 91.81 | 122.1 | 82.51 | 81.13 | 83.94 | -0.25 | -0.10 | -0.36 |
| The Bahamas | 598.81 | 608.96 | 588.52 | 800.15 | 822.82 | 776.5 | 0.47 | 0.43 | 0.49 |
| The Gambia | 111.53 | 156.65 | 67.06 | 84.12 | 109.95 | 57.79 | 0.41 | 0.39 | 0.53 |
| Timor-Leste | 175.19 | 207.3 | 143.89 | 138.69 | 175.36 | 103.16 | 1.06 | 1.24 | 0.84 |
| Togo | 151.01 | 212.37 | 88.05 | 127.34 | 155.08 | 98.94 | 0.27 | 0.16 | 0.59 |
| Tonga | 110.9 | 111.78 | 110.04 | 113.79 | 104.07 | 123.45 | 0.13 | 0.08 | 0.18 |
| Trinidad and Tobago | 426.72 | 447.84 | 405.44 | 374.12 | 342.25 | 406.83 | -0.17 | -0.23 | -0.09 |
| Tunisia | 102.71 | 123.14 | 82.53 | 73.46 | 86.94 | 59.65 | -0.04 | -0.01 | -0.07 |
| Turkey | 179.41 | 188.92 | 169.66 | 137.58 | 149.12 | 125.63 | 0.46 | 0.48 | 0.42 |
| Turkmenistan | 174.45 | 188.71 | 159.78 | 211.51 | 206.01 | 217.19 | 1.03 | 0.94 | 1.17 |
| Uganda | 402.67 | 524.59 | 279.14 | 269.07 | 299.87 | 238.23 | 0.35 | 0.18 | 0.67 |
| Ukraine | 139.68 | 143.47 | 135.26 | 256.98 | 248.6 | 266.87 | 0.70 | 0.67 | 0.76 |
| United Arab Emirates | 100.64 | 128.92 | 85.96 | 77.5 | 91.88 | 72.26 | -0.04 | 0.02 | 0.02 |
| United Kingdom | 82.07 | 80.35 | 83.88 | 73.23 | 66.94 | 79.69 | 0.10 | 0.00 | 0.21 |
| United States | 183.45 | 175.08 | 192.26 | 216.2 | 180.49 | 253.12 | 0.27 | 0.06 | 0.48 |
| Uruguay | 154.46 | 148.77 | 160.49 | 184.08 | 192.72 | 174.82 | 0.34 | 0.39 | 0.26 |
| Uzbekistan | 677.84 | 626.7 | 730.12 | 748.1 | 658.49 | 840.67 | 0.48 | 0.47 | 0.49 |
| Vanuatu | 427.89 | 402.02 | 452.35 | 372.4 | 371.62 | 373.17 | -0.01 | 0.03 | -0.04 |
| Venezuela | 234.43 | 241.18 | 227.8 | 223.99 | 210.2 | 237.9 | -0.07 | -0.07 | -0.06 |
| Vietnam | 186.8 | 200.59 | 172.59 | 190.51 | 194.18 | 186.77 | 0.48 | 0.48 | 0.49 |
| Virgin Islands, U.S. | 329.17 | 291.64 | 368.91 | 620.41 | 527.72 | 722.27 | 0.41 | 0.41 | 0.41 |
| Yemen | 195.1 | 267.69 | 121.18 | 142.57 | 199.72 | 86.6 | 0.54 | 0.60 | 0.49 |
| Zambia | 258.32 | 368.29 | 146.5 | 279.67 | 305.34 | 253.92 | 0.81 | 0.44 | 1.76 |
| Zimbabwe | 94.38 | 114.8 | 73.8 | 99.35 | 99.97 | 98.7 | -0.08 | -0.25 | 0.16 |
| Ischemic heart disease | | | | | | | | | |
| Afghanistan | 4,618.47 | 4,859.57 | 4,388.95 | 4,620.05 | 4,688.19 | 4,556.08 | 0.65 | 0.65 | 0.64 |
| Albania | 1,804.86 | 1,208.86 | 2,372.50 | 3,289.09 | 2,217.35 | 4,378.09 | 1.05 | 1.12 | 1.01 |
| Algeria | 1,439.53 | 1,295.79 | 1,579.74 | 1,670.22 | 1,490.80 | 1,847.17 | 0.66 | 0.63 | 0.69 |
| American Samoa | 1,622.88 | 721.4 | 2,476.20 | 1,627.90 | 1,177.04 | 2,076.43 | 0.22 | 0.72 | 0.13 |
| Andorra | 1,797.69 | 1,095.68 | 2,537.90 | 1,559.27 | 858.52 | 2,289.43 | -0.13 | -0.20 | -0.11 |
| Angola | 1,378.51 | 1,192.37 | 1,569.24 | 1,026.38 | 1,035.44 | 1,017.20 | 0.50 | 0.67 | 0.35 |
| Antigua and Barbuda | 1,992.37 | 1,708.39 | 2,296.12 | 1,557.22 | 1,278.89 | 1,860.76 | -0.13 | -0.18 | -0.09 |
| Argentina | 2,772.24 | 1,927.09 | 3,650.69 | 2,063.88 | 1,575.73 | 2,573.29 | -0.12 | -0.07 | -0.13 |
| Armenia | 3,922.61 | 3,048.91 | 4,848.63 | 5,038.82 | 3,654.92 | 6,632.81 | 0.43 | 0.35 | 0.50 |
| Australia | 3,114.46 | 2,272.87 | 3,960.62 | 1,509.23 | 1,111.66 | 1,907.83 | -0.44 | -0.46 | -0.42 |
| Austria | 3,944.62 | 3,201.41 | 4,754.41 | 2,442.58 | 1,971.01 | 2,937.55 | -0.26 | -0.28 | -0.25 |
| Azerbaijan | 4,533.24 | 3,667.70 | 5,436.40 | 4,530.12 | 3,299.54 | 5,775.17 | 0.50 | 0.37 | 0.59 |
| Bahrain | 2,590.58 | 1,925.61 | 3,079.62 | 1,125.57 | 817.86 | 1,313.99 | -0.37 | -0.41 | -0.37 |
| Bangladesh | 757.91 | 742.36 | 772.77 | 2,033.94 | 1,476.49 | 2,580.66 | 5.24 | 3.99 | 6.23 |
| Barbados | 2,353.65 | 1,962.59 | 2,775.05 | 2,083.20 | 1,787.96 | 2,404.08 | -0.16 | -0.16 | -0.16 |
| Belarus | 6,761.24 | 5,876.41 | 7,763.42 | 10,081.15 | 7,935.42 | 12,570.26 | 0.28 | 0.27 | 0.30 |
| Belgium | 3,548.65 | 2,736.65 | 4,398.27 | 1,973.78 | 1,469.58 | 2,497.86 | -0.37 | -0.40 | -0.34 |
| Belize | 1,467.34 | 1,217.97 | 1,712.52 | 1,242.68 | 905.74 | 1,581.63 | 0.01 | -0.06 | 0.05 |
| Benin | 935.2 | 853.57 | 1,022.06 | 1,193.06 | 972.39 | 1,414.60 | 1.42 | 1.14 | 1.59 |
| Bermuda | 3,769.80 | 2,291.94 | 5,266.34 | 1,831.06 | 1,120.02 | 2,555.72 | -0.38 | -0.41 | -0.36 |
| Bhutan | 1,663.56 | 1,606.65 | 1,716.44 | 1,737.13 | 1,322.17 | 2,094.38 | 1.34 | 1.01 | 1.54 |
| Bolivia | 1,407.74 | 1,391.86 | 1,423.51 | 1,278.24 | 1,259.11 | 1,297.30 | 0.96 | 0.96 | 0.96 |
| Bosnia and Herzegovina | 3,243.89 | 2,465.13 | 4,023.50 | 2,793.71 | 2,094.99 | 3,498.89 | -0.12 | -0.17 | -0.09 |
| Botswana | 1,016.06 | 915.14 | 1,119.38 | 1,555.26 | 1,240.87 | 1,869.94 | 0.17 | 0.06 | 0.26 |
| Brazil | 1,927.27 | 1,471.31 | 2,390.42 | 1,871.07 | 1,419.13 | 2,338.12 | 0.22 | 0.21 | 0.23 |
| Brunei | 1,119.28 | 711.35 | 1,484.39 | 1,287.54 | 794.38 | 1,751.59 | 0.17 | 0.13 | 0.21 |
| Bulgaria | 6,553.84 | 5,062.74 | 8,086.92 | 6,819.12 | 5,335.33 | 8,376.35 | 0.02 | 0.01 | 0.03 |

| | | | | | | | | | |
|----------------------------------|----------|----------|----------|----------|----------|----------|-------|-------|-------|
| Burkina Faso | 892.88 | 821.41 | 967.68 | 946.16 | 910.22 | 982.56 | 0.97 | 1.00 | 0.90 |
| Burundi | 1,471.34 | 1,245.29 | 1,705.32 | 727.41 | 619.59 | 837.57 | 0.11 | 0.13 | 0.08 |
| Cambodia | 2,257.21 | 1,988.87 | 2,544.71 | 2,016.33 | 1,580.80 | 2,473.70 | 1.18 | 1.00 | 1.31 |
| Cameroon | 907.33 | 894.96 | 919.85 | 1,006.48 | 826.51 | 1,186.34 | 0.47 | 0.22 | 0.68 |
| Canada | 2,921.01 | 2,008.03 | 3,849.69 | 1,833.35 | 1,302.74 | 2,371.42 | -0.34 | -0.35 | -0.33 |
| Cape Verde | 839.77 | 607.06 | 1,097.12 | 1,028.32 | 931.68 | 1,127.54 | 0.89 | 1.40 | 0.58 |
| Central African Republic | 1,686.45 | 1,336.91 | 2,047.84 | 1,754.00 | 1,268.21 | 2,252.73 | 0.26 | 0.11 | 0.32 |
| Chad | 690.94 | 643.97 | 738.59 | 801.92 | 652.34 | 951.14 | 0.69 | 0.45 | 0.84 |
| Chile | 1,611.99 | 1,260.15 | 1,973.38 | 1,214.61 | 876.02 | 1,562.25 | -0.13 | -0.25 | -0.04 |
| China | 1,190.69 | 1,027.08 | 1,345.89 | 1,862.36 | 1,356.14 | 2,339.20 | 1.32 | 1.15 | 1.41 |
| Colombia | 1,390.38 | 1,145.61 | 1,638.32 | 1,324.63 | 1,049.10 | 1,608.67 | 0.27 | 0.13 | 0.39 |
| Comoros | 1,095.00 | 778.21 | 1,409.75 | 679.86 | 555.55 | 801.93 | 0.34 | 0.55 | 0.23 |
| Congo | 2,032.51 | 1,893.08 | 2,172.66 | 1,386.03 | 1,646.00 | 1,126.46 | -0.03 | 0.09 | -0.18 |
| Costa Rica | 1,275.11 | 999.12 | 1,546.68 | 1,264.10 | 934.39 | 1,593.36 | 0.04 | -0.03 | 0.09 |
| Cote d'Ivoire | 1,231.84 | 933.13 | 1,507.07 | 1,241.58 | 928.24 | 1,544.25 | 0.42 | 0.41 | 0.40 |
| Croatia | 4,604.96 | 3,577.26 | 5,697.04 | 4,322.89 | 3,750.11 | 4,937.60 | 0.01 | 0.08 | -0.03 |
| Cuba | 3,206.92 | 2,570.70 | 3,833.59 | 3,022.53 | 2,406.46 | 3,632.76 | -0.10 | -0.11 | -0.09 |
| Cyprus | 3,198.35 | 1,964.70 | 4,463.45 | 1,838.65 | 873.62 | 2,870.27 | -0.33 | -0.48 | -0.26 |
| Czech Republic | 6,741.05 | 5,193.57 | 8,381.40 | 4,124.57 | 3,367.29 | 4,906.22 | -0.24 | -0.22 | -0.25 |
| Democratic Republic of the Congo | 797.98 | 768.67 | 828 | 777.6 | 655.38 | 900.45 | 0.59 | 0.38 | 0.77 |
| Denmark | 4,849.09 | 3,631.53 | 6,102.17 | 1,831.10 | 1,333.28 | 2,336.86 | -0.53 | -0.56 | -0.52 |
| Djibouti | 939.81 | 521.34 | 1,353.34 | 1,323.38 | 814.59 | 1,827.64 | 0.92 | 1.16 | 0.79 |
| Dominica | 1,736.84 | 1,660.61 | 1,813.63 | 1,784.51 | 1,448.67 | 2,125.68 | -0.07 | -0.14 | -0.02 |
| Dominican Republic | 1,356.04 | 1,092.74 | 1,615.83 | 2,082.06 | 1,741.98 | 2,424.38 | 1.07 | 1.19 | 0.99 |
| Ecuador | 1,079.91 | 878.21 | 1,279.39 | 1,140.13 | 846.86 | 1,433.46 | 0.48 | 0.38 | 0.54 |
| Egypt | 2,945.12 | 2,541.22 | 3,346.24 | 2,911.82 | 2,203.88 | 3,605.12 | 0.71 | 0.57 | 0.80 |
| El Salvador | 1,545.16 | 1,346.41 | 1,753.27 | 1,676.39 | 1,447.44 | 1,935.19 | 0.61 | 0.59 | 0.63 |
| Equatorial Guinea | 2,146.47 | 1,902.84 | 2,379.59 | 1,108.28 | 1,024.30 | 1,188.16 | -0.02 | 0.01 | -0.04 |
| Eritrea | 812.12 | 584.33 | 1,042.79 | 899.91 | 801.96 | 997.51 | 0.94 | 1.31 | 0.68 |
| Estonia | 7,187.94 | 5,977.62 | 8,565.24 | 4,651.63 | 4,133.50 | 5,260.00 | -0.17 | -0.18 | -0.17 |
| Ethiopia | 1,801.57 | 1,521.96 | 2,082.96 | 1,072.59 | 891.38 | 1,254.41 | 0.86 | 0.79 | 0.88 |
| Federated States of Micronesia | 2,466.42 | 1,651.33 | 3,246.67 | 2,955.19 | 1,980.44 | 3,883.58 | 0.61 | 0.60 | 0.61 |
| Fiji | 3,321.30 | 1,391.17 | 5,191.57 | 4,476.43 | 2,419.23 | 6,465.53 | 0.17 | 0.46 | 0.12 |
| Finland | 5,137.81 | 3,666.57 | 6,698.69 | 2,841.95 | 1,969.71 | 3,740.97 | -0.37 | -0.40 | -0.34 |
| France | 1,980.95 | 1,411.98 | 2,580.91 | 1,424.43 | 988.02 | 1,889.08 | -0.20 | -0.25 | -0.17 |
| Gabon | 2,046.99 | 1,691.11 | 2,417.71 | 1,203.82 | 1,152.11 | 1,254.38 | -0.12 | -0.01 | -0.21 |
| Georgia | 6,762.58 | 5,616.82 | 8,026.28 | 6,278.40 | 4,394.77 | 8,338.74 | -0.06 | -0.16 | 0.00 |
| Germany | 4,941.08 | 4,069.38 | 5,877.62 | 2,866.08 | 2,226.93 | 3,526.92 | -0.35 | -0.38 | -0.32 |
| Ghana | 1,075.86 | 1,329.23 | 830.5 | 1,254.45 | 1,261.62 | 1,247.22 | 0.96 | 0.65 | 1.39 |
| Greece | 3,479.25 | 2,475.50 | 4,508.80 | 3,432.29 | 2,616.33 | 4,288.66 | 0.00 | 0.06 | -0.03 |
| Greenland | 2,017.65 | 1,181.86 | 2,740.98 | 1,729.95 | 896.78 | 2,452.34 | 0.20 | 0.08 | 0.23 |
| Grenada | 2,622.80 | 2,338.19 | 2,914.87 | 1,992.38 | 1,684.71 | 2,298.16 | -0.17 | -0.19 | -0.15 |
| Guam | 2,054.30 | 1,258.61 | 2,749.33 | 4,671.27 | 3,314.64 | 5,989.86 | 0.69 | 0.94 | 0.60 |
| Guatemala | 1,052.86 | 958.64 | 1,148.44 | 922.33 | 839.41 | 1,008.88 | 0.61 | 0.66 | 0.56 |
| Guinea | 997.12 | 1,096.51 | 895.51 | 1,171.44 | 1,041.02 | 1,301.24 | 1.20 | 0.81 | 1.65 |
| Guinea-Bissau | 1,331.68 | 1,324.46 | 1,339.08 | 1,507.69 | 1,446.88 | 1,569.26 | 0.66 | 0.58 | 0.74 |
| Guyana | 2,435.14 | 1,768.97 | 3,122.88 | 3,127.40 | 2,350.32 | 3,897.00 | 0.46 | 0.54 | 0.40 |
| Haiti | 2,986.78 | 3,052.02 | 2,919.63 | 2,193.59 | 2,149.48 | 2,238.67 | 0.41 | 0.33 | 0.50 |
| Honduras | 1,796.04 | 1,650.83 | 1,940.23 | 2,048.50 | 1,895.35 | 2,201.65 | 0.79 | 0.74 | 0.83 |
| Hungary | 6,655.48 | 4,992.89 | 8,453.97 | 4,691.24 | 4,022.93 | 5,427.96 | -0.10 | -0.04 | -0.13 |
| Iceland | 2,839.83 | 1,933.13 | 3,738.57 | 1,596.59 | 867.8 | 2,341.00 | -0.35 | -0.47 | -0.28 |
| India | 2,302.12 | 1,724.74 | 2,839.86 | 2,803.30 | 1,865.57 | 3,674.72 | 1.09 | 1.03 | 1.05 |
| Indonesia | 1,607.04 | 1,407.08 | 1,805.30 | 2,166.96 | 1,590.84 | 2,734.77 | 1.08 | 0.81 | 1.26 |
| Iran | 2,271.86 | 1,719.49 | 2,804.16 | 2,653.37 | 1,749.96 | 3,543.27 | 1.23 | 1.07 | 1.29 |
| Iraq | 3,107.46 | 2,819.41 | 3,390.26 | 2,804.98 | 2,280.92 | 3,316.09 | 0.12 | 0.09 | 0.14 |
| Ireland | 3,488.57 | 2,470.34 | 4,515.83 | 1,623.01 | 968.12 | 2,297.30 | -0.43 | -0.52 | -0.38 |
| Israel | 2,740.02 | 2,171.44 | 3,310.67 | 1,031.98 | 734.68 | 1,334.31 | -0.55 | -0.60 | -0.51 |
| Italy | 2,765.54 | 1,981.50 | 3,597.43 | 2,046.41 | 1,583.46 | 2,538.63 | -0.19 | -0.17 | -0.18 |
| Jamaica | 1,252.84 | 1,133.78 | 1,374.96 | 1,312.36 | 1,152.39 | 1,473.59 | 0.00 | 0.00 | -0.02 |
| Japan | 1,453.03 | 1,124.69 | 1,793.20 | 1,486.90 | 1,137.04 | 1,855.36 | -0.09 | -0.09 | -0.10 |
| Jordan | 1,759.12 | 1,387.96 | 2,094.98 | 1,094.78 | 608.61 | 1,557.45 | -0.06 | -0.32 | 0.09 |

| | | | | | | | | | |
|----------------------------------|----------|----------|----------|----------|----------|----------|-------|-------|-------|
| Kazakhstan | 3,958.58 | 3,276.48 | 4,683.44 | 4,644.90 | 3,398.35 | 5,980.55 | 0.28 | 0.18 | 0.34 |
| Kenya | 350.33 | 253.43 | 447.9 | 429 | 288.78 | 569.19 | 0.70 | 0.61 | 0.73 |
| Kiribati | 2,438.58 | 1,717.62 | 3,174.57 | 2,682.89 | 1,544.29 | 3,850.83 | 0.56 | 0.38 | 0.60 |
| Kuwait | 1,319.01 | 689.92 | 1,869.27 | 1,292.32 | 484.33 | 1,922.91 | 0.21 | -0.18 | 0.33 |
| Kyrgyzstan | 3,093.77 | 2,709.23 | 3,494.83 | 3,448.45 | 2,622.06 | 4,292.42 | 0.57 | 0.44 | 0.67 |
| Laos | 2,942.81 | 2,858.82 | 3,026.91 | 1,990.68 | 1,618.65 | 2,366.41 | 0.88 | 0.64 | 1.09 |
| Latvia | 7,494.18 | 6,132.11 | 9,063.06 | 6,107.30 | 5,024.88 | 7,367.92 | -0.05 | -0.08 | -0.03 |
| Lebanon | 4,075.06 | 2,607.15 | 5,583.37 | 2,462.62 | 1,811.35 | 3,107.32 | 0.05 | 0.07 | 0.07 |
| Lesotho | 1,116.29 | 859.21 | 1,388.51 | 2,042.31 | 1,749.75 | 2,340.82 | 0.14 | 0.22 | 0.08 |
| Liberia | 850.34 | 889.11 | 811.35 | 877.62 | 927.32 | 828.73 | 1.67 | 1.53 | 1.77 |
| Libya | 1,491.81 | 1,296.56 | 1,666.67 | 1,944.56 | 1,579.36 | 2,305.43 | 0.38 | 0.42 | 0.35 |
| Lithuania | 6,527.25 | 5,339.43 | 7,849.23 | 6,050.53 | 4,799.22 | 7,505.78 | -0.07 | -0.09 | -0.05 |
| Luxembourg | 3,493.91 | 2,556.05 | 4,470.09 | 1,375.63 | 1,018.26 | 1,734.44 | -0.44 | -0.47 | -0.41 |
| Macedonia | 2,988.79 | 2,061.66 | 3,905.05 | 3,277.41 | 2,339.80 | 4,223.28 | 0.18 | 0.23 | 0.17 |
| Madagascar | 1,212.26 | 765.67 | 1,660.29 | 1,176.48 | 742.17 | 1,613.49 | 0.81 | 0.83 | 0.74 |
| Malawi | 880.86 | 953.46 | 805.72 | 718.59 | 604.97 | 832.63 | 0.76 | 0.40 | 1.16 |
| Malaysia | 1,870.57 | 1,363.06 | 2,363.08 | 2,266.45 | 1,313.72 | 3,236.88 | 0.28 | 0.10 | 0.36 |
| Maldives | 1,624.22 | 1,287.54 | 1,943.95 | 1,040.76 | 600.21 | 1,478.87 | 0.72 | 0.31 | 0.95 |
| Mali | 1,080.00 | 1,302.28 | 852.9 | 728.03 | 868.01 | 590.82 | 0.19 | 0.16 | 0.23 |
| Malta | 3,176.37 | 2,263.79 | 4,121.44 | 2,450.66 | 1,739.67 | 3,167.40 | -0.23 | -0.23 | -0.23 |
| Marshall Islands | 2,099.93 | 1,214.19 | 2,946.99 | 2,974.61 | 1,842.30 | 4,068.07 | 0.70 | 0.79 | 0.68 |
| Mauritania | 1,122.15 | 1,082.52 | 1,162.02 | 764.38 | 775.03 | 753.88 | 0.24 | 0.26 | 0.20 |
| Mauritius | 3,829.20 | 2,618.67 | 5,044.68 | 2,879.69 | 1,994.23 | 3,787.00 | -0.26 | -0.27 | -0.25 |
| Mexico | 922.05 | 738.87 | 1,107.14 | 1,292.73 | 1,020.30 | 1,567.93 | 0.85 | 0.77 | 0.91 |
| Moldova | 5,433.61 | 5,173.01 | 5,719.53 | 5,342.00 | 4,607.94 | 6,135.61 | 0.19 | 0.11 | 0.28 |
| Mongolia | 2,770.63 | 2,530.37 | 3,016.59 | 3,343.76 | 2,313.00 | 4,395.43 | 0.77 | 0.56 | 0.90 |
| Montenegro | 2,810.56 | 1,976.64 | 3,651.76 | 3,702.02 | 2,431.34 | 5,002.95 | 0.27 | 0.23 | 0.29 |
| Morocco | 1,475.21 | 1,379.56 | 1,571.23 | 1,663.65 | 1,518.03 | 1,812.66 | 0.69 | 0.64 | 0.73 |
| Mozambique | 732.33 | 622.93 | 851.6 | 930.72 | 734.06 | 1,136.43 | 1.31 | 1.09 | 1.42 |
| Myanmar | 1,103.84 | 973.19 | 1,239.81 | 1,132.06 | 827.68 | 1,450.38 | 0.80 | 0.60 | 0.93 |
| Namibia | 1,390.06 | 1,132.86 | 1,658.44 | 1,077.26 | 845.76 | 1,321.13 | -0.10 | -0.12 | -0.10 |
| Nepal | 1,747.51 | 1,714.30 | 1,781.22 | 1,918.55 | 1,571.21 | 2,287.91 | 1.51 | 1.25 | 1.73 |
| Netherlands | 3,207.52 | 2,127.82 | 4,311.72 | 1,597.83 | 1,075.75 | 2,128.63 | -0.46 | -0.47 | -0.45 |
| New Zealand | 3,479.05 | 2,392.63 | 4,598.79 | 1,757.74 | 1,240.43 | 2,294.84 | -0.39 | -0.41 | -0.37 |
| Nicaragua | 672.96 | 579.7 | 767.65 | 1,008.82 | 870.92 | 1,150.65 | 1.67 | 1.72 | 1.64 |
| Niger | 707.12 | 631.13 | 785.67 | 750.15 | 601.71 | 896.17 | 1.47 | 1.21 | 1.64 |
| Nigeria | 733.92 | 750.2 | 717.96 | 502.41 | 400.62 | 600.42 | 0.24 | -0.01 | 0.50 |
| North Korea | 1,246.69 | 1,119.30 | 1,381.60 | 2,195.29 | 1,849.79 | 2,556.36 | 0.87 | 0.83 | 0.90 |
| Northern Mariana Islands | 975.41 | 660.58 | 1,258.37 | 888.16 | 450.36 | 1,329.07 | 0.14 | -0.08 | 0.24 |
| Norway | 4,513.24 | 2,958.65 | 6,102.93 | 1,618.16 | 1,180.99 | 2,050.25 | -0.53 | -0.51 | -0.53 |
| Oman | 1,295.03 | 1,190.80 | 1,378.17 | 1,165.74 | 866.88 | 1,317.27 | 0.53 | 0.32 | 0.60 |
| Pakistan | 2,652.53 | 2,259.89 | 3,016.91 | 3,377.49 | 2,713.36 | 4,006.20 | 0.92 | 0.90 | 0.91 |
| Palestine | 1,733.69 | 1,249.91 | 2,205.53 | 1,914.94 | 1,083.59 | 2,723.07 | 0.68 | 0.38 | 0.80 |
| Panama | 1,219.68 | 942.96 | 1,490.31 | 1,162.42 | 873.78 | 1,449.46 | 0.01 | -0.01 | 0.02 |
| Papua New Guinea | 2,264.66 | 1,616.65 | 2,883.15 | 2,960.40 | 2,318.62 | 3,577.05 | 0.79 | 0.93 | 0.73 |
| Paraguay | 1,213.14 | 1,064.12 | 1,358.76 | 1,556.23 | 1,161.68 | 1,938.91 | 0.37 | 0.23 | 0.45 |
| Peru | 1,130.86 | 968.38 | 1,293.39 | 784.58 | 642.99 | 926.38 | 0.43 | 0.34 | 0.51 |
| Philippines | 1,596.99 | 1,112.02 | 2,071.87 | 2,256.75 | 1,559.46 | 2,941.18 | 0.95 | 0.94 | 0.96 |
| Poland | 6,169.59 | 4,429.58 | 7,999.60 | 3,742.68 | 2,742.59 | 4,818.99 | -0.30 | -0.30 | -0.30 |
| Portugal | 2,717.42 | 2,100.95 | 3,380.42 | 1,576.77 | 1,231.13 | 1,945.35 | -0.30 | -0.32 | -0.29 |
| Puerto Rico | 2,828.92 | 2,124.45 | 3,577.92 | 2,099.50 | 1,727.97 | 2,500.86 | -0.20 | -0.21 | -0.19 |
| Qatar | 1,275.81 | 986.34 | 1,418.72 | 639.71 | 366.71 | 741.79 | -0.31 | -0.49 | -0.27 |
| Romania | 5,118.96 | 4,125.62 | 6,140.87 | 5,249.78 | 4,133.79 | 6,437.62 | 0.08 | 0.07 | 0.08 |
| Russia | 6,063.18 | 5,147.21 | 7,103.34 | 7,244.83 | 5,584.66 | 9,194.47 | 0.11 | 0.05 | 0.15 |
| Rwanda | 1,004.09 | 824.52 | 1,190.02 | 670.76 | 542.96 | 809.77 | 0.56 | 0.54 | 0.55 |
| Saint Lucia | 1,874.41 | 1,536.74 | 2,222.18 | 1,544.06 | 1,302.82 | 1,794.54 | -0.03 | 0.00 | -0.04 |
| Saint Vincent and the Grenadines | 2,071.94 | 2,056.07 | 2,087.97 | 2,453.90 | 2,140.98 | 2,761.06 | 0.20 | 0.12 | 0.27 |
| Samoa | 1,912.57 | 1,235.18 | 2,536.97 | 2,067.58 | 1,829.40 | 2,291.23 | 0.26 | 0.51 | 0.18 |
| Sao Tome and Principe | 996.33 | 1,041.61 | 950.22 | 927.41 | 1,061.69 | 792.11 | 0.66 | 0.78 | 0.48 |
| Saudi Arabia | 1,164.25 | 1,011.64 | 1,284.28 | 1,233.25 | 746.8 | 1,606.95 | 0.85 | 0.40 | 1.07 |
| Senegal | 805.58 | 664.61 | 947.89 | 904.96 | 802.24 | 1,011.45 | 1.18 | 1.31 | 1.04 |

| | | | | | | | | | |
|------------------------|----------|----------|----------|-----------|----------|-----------|-------|-------|-------|
| Serbia | 3,838.05 | 3,055.70 | 4,641.42 | 4,162.91 | 3,405.35 | 4,957.46 | 0.06 | 0.07 | 0.05 |
| Seychelles | 2,587.18 | 1,730.71 | 3,447.35 | 2,026.47 | 1,388.76 | 2,647.29 | -0.13 | -0.14 | -0.12 |
| Sierra Leone | 976.7 | 666.71 | 1,293.10 | 1,097.57 | 1,053.27 | 1,142.78 | 1.01 | 1.70 | 0.64 |
| Singapore | 2,203.74 | 1,573.02 | 2,818.03 | 1,541.73 | 1,036.64 | 2,064.84 | -0.19 | -0.27 | -0.13 |
| Slovakia | 6,334.81 | 4,821.72 | 7,919.39 | 4,039.46 | 3,332.76 | 4,785.16 | -0.24 | -0.22 | -0.24 |
| Slovenia | 2,939.09 | 2,252.24 | 3,667.40 | 2,147.15 | 1,718.39 | 2,583.63 | -0.14 | -0.14 | -0.14 |
| Solomon Islands | 2,722.73 | 1,908.26 | 3,493.92 | 3,238.88 | 2,310.80 | 4,138.27 | 0.55 | 0.56 | 0.56 |
| Somalia | 1,151.45 | 899.33 | 1,408.07 | 991.9 | 830.72 | 1,154.58 | 0.28 | 0.37 | 0.22 |
| South Africa | 1,398.24 | 1,531.65 | 1,261.73 | 1,542.31 | 1,410.85 | 1,678.42 | 0.05 | -0.12 | 0.26 |
| South Korea | 1,714.90 | 1,407.51 | 2,020.93 | 850.33 | 680.79 | 1,021.92 | -0.43 | -0.45 | -0.41 |
| South Sudan | 917.41 | 771.34 | 1,064.86 | 990.93 | 923.44 | 1,058.22 | 0.72 | 0.90 | 0.58 |
| Spain | 2,500.24 | 1,809.56 | 3,219.81 | 1,493.63 | 1,103.01 | 1,894.35 | -0.29 | -0.32 | -0.26 |
| Sri Lanka | 2,398.88 | 1,463.53 | 3,316.20 | 2,223.68 | 1,459.81 | 3,044.80 | 0.30 | 0.33 | 0.32 |
| Sudan | 3,004.58 | 2,518.93 | 3,486.42 | 2,436.87 | 1,943.48 | 2,926.65 | 0.58 | 0.52 | 0.60 |
| Suriname | 2,131.10 | 1,677.03 | 2,570.66 | 1,952.33 | 1,430.66 | 2,472.07 | 0.05 | 0.02 | 0.06 |
| Swaziland | 985.66 | 830.56 | 1,159.11 | 1,731.10 | 1,479.17 | 1,988.34 | 0.28 | 0.24 | 0.27 |
| Sweden | 4,716.01 | 3,347.73 | 6,117.48 | 2,351.19 | 1,808.82 | 2,894.64 | -0.40 | -0.38 | -0.41 |
| Switzerland | 2,923.19 | 2,126.13 | 3,757.92 | 1,578.23 | 1,154.40 | 2,011.61 | -0.33 | -0.36 | -0.30 |
| Syria | 2,716.11 | 2,251.02 | 3,166.28 | 2,515.96 | 1,951.20 | 3,066.94 | -0.23 | -0.06 | -0.32 |
| Taiwan | 1,362.12 | 807.25 | 1,877.19 | 1,230.14 | 839.75 | 1,621.85 | -0.11 | 0.00 | -0.14 |
| Tajikistan | 2,547.56 | 2,317.52 | 2,780.34 | 2,107.96 | 1,643.69 | 2,561.43 | 0.62 | 0.42 | 0.77 |
| Tanzania | 923 | 794.11 | 1,054.17 | 844.06 | 710.42 | 979.34 | 0.74 | 0.69 | 0.73 |
| Thailand | 1,657.66 | 1,149.21 | 2,175.48 | 1,634.45 | 1,087.95 | 2,196.68 | -0.05 | -0.04 | -0.06 |
| The Bahamas | 1,902.21 | 1,471.51 | 2,338.92 | 1,977.39 | 1,536.65 | 2,437.03 | 0.14 | 0.10 | 0.18 |
| The Gambia | 790.77 | 765.73 | 815.45 | 669.45 | 552.69 | 788.52 | 0.58 | 0.43 | 0.71 |
| Timor-Leste | 1,272.33 | 1,119.47 | 1,421.34 | 1,238.93 | 1,151.86 | 1,323.31 | 1.54 | 1.72 | 1.39 |
| Togo | 959.27 | 893.33 | 1,026.92 | 1,088.88 | 779.31 | 1,405.77 | 0.71 | 0.39 | 0.94 |
| Tonga | 1,701.24 | 1,137.34 | 2,251.45 | 2,056.55 | 1,204.59 | 2,903.88 | 0.33 | 0.23 | 0.36 |
| Trinidad and Tobago | 3,028.29 | 2,447.79 | 3,613.08 | 3,262.41 | 2,381.88 | 4,166.34 | 0.02 | -0.03 | 0.05 |
| Tunisia | 1,130.82 | 828.37 | 1,429.60 | 1,422.06 | 940.48 | 1,914.96 | 0.69 | 0.59 | 0.72 |
| Turkey | 3,153.46 | 1,958.37 | 4,377.88 | 1,513.60 | 982.58 | 2,063.40 | -0.09 | -0.06 | -0.10 |
| Turkmenistan | 3,789.00 | 3,216.60 | 4,377.44 | 4,099.27 | 3,051.09 | 5,183.24 | 0.81 | 0.68 | 0.89 |
| Uganda | 558.6 | 480.12 | 638.1 | 592.88 | 423.58 | 762.33 | 1.15 | 0.82 | 1.34 |
| Ukraine | 7,221.78 | 6,673.97 | 7,859.26 | 10,674.89 | 9,261.36 | 12,344.46 | 0.37 | 0.34 | 0.40 |
| United Arab Emirates | 1,625.77 | 949.23 | 1,977.15 | 1,952.15 | 653.27 | 2,425.56 | 0.50 | -0.02 | 0.49 |
| United Kingdom | 4,916.01 | 3,531.15 | 6,380.87 | 2,015.25 | 1,389.56 | 2,656.58 | -0.49 | -0.53 | -0.47 |
| United States | 3,665.36 | 2,780.01 | 4,596.46 | 2,406.44 | 1,804.85 | 3,028.37 | -0.29 | -0.33 | -0.26 |
| Uruguay | 3,307.22 | 2,376.18 | 4,295.61 | 1,940.25 | 1,468.92 | 2,445.17 | -0.34 | -0.33 | -0.34 |
| Uzbekistan | 2,973.84 | 2,707.12 | 3,246.45 | 3,486.08 | 2,785.58 | 4,209.58 | 0.57 | 0.44 | 0.68 |
| Vanuatu | 3,015.43 | 1,840.00 | 4,126.88 | 3,642.00 | 2,460.57 | 4,794.13 | 0.38 | 0.49 | 0.35 |
| Venezuela | 1,646.03 | 1,266.51 | 2,019.62 | 1,912.57 | 1,293.64 | 2,536.77 | 0.13 | 0.09 | 0.13 |
| Vietnam | 1,129.28 | 1,094.36 | 1,165.28 | 1,204.76 | 1,011.69 | 1,401.98 | 0.55 | 0.42 | 0.66 |
| Virgin Islands, U.S. | 2,701.30 | 2,045.63 | 3,395.81 | 4,599.15 | 3,310.31 | 6,015.73 | 0.27 | 0.26 | 0.28 |
| Yemen | 3,166.43 | 3,171.16 | 3,161.62 | 2,688.71 | 2,520.45 | 2,853.51 | 0.79 | 0.70 | 0.88 |
| Zambia | 859.29 | 972.65 | 744.01 | 1,313.28 | 986.45 | 1,641.03 | 1.56 | 0.77 | 2.52 |
| Zimbabwe | 590.52 | 691.72 | 488.47 | 704.16 | 673.61 | 735.6 | 0.04 | -0.16 | 0.31 |
| Ischemic stroke | | | | | | | | | |
| Afghanistan | 899.92 | 1,248.63 | 567.96 | 1,043.83 | 1,381.64 | 726.64 | 0.91 | 0.90 | 1.02 |
| Albania | 276.5 | 269.93 | 282.75 | 440.82 | 396.39 | 485.96 | 0.79 | 0.69 | 0.88 |
| Algeria | 364.22 | 400.47 | 328.86 | 485.22 | 527.68 | 443.35 | 0.90 | 0.86 | 0.94 |
| American Samoa | 366.65 | 267.34 | 460.65 | 258.95 | 247.01 | 270.84 | -0.14 | -0.03 | -0.21 |
| Andorra | 421.44 | 383.19 | 461.77 | 345.53 | 289.04 | 404.39 | -0.18 | -0.23 | -0.13 |
| Angola | 453.53 | 542.5 | 362.36 | 326.33 | 412.91 | 238.61 | 0.46 | 0.48 | 0.39 |
| Antigua and Barbuda | 883.37 | 927.04 | 836.66 | 433.21 | 428.95 | 437.86 | -0.46 | -0.50 | -0.41 |
| Argentina | 957.98 | 840.46 | 1,080.13 | 397.55 | 378.47 | 417.46 | -0.51 | -0.49 | -0.53 |
| Armenia | 775.2 | 845.54 | 700.66 | 1,017.67 | 964.37 | 1,079.07 | 0.46 | 0.28 | 0.69 |
| Australia | 465.62 | 466.06 | 465.18 | 286.25 | 289.86 | 282.63 | -0.29 | -0.31 | -0.27 |
| Austria | 1,069.57 | 1,188.05 | 940.47 | 403.38 | 421.57 | 384.28 | -0.55 | -0.58 | -0.51 |
| Azerbaijan | 443.56 | 450.86 | 435.93 | 437.98 | 394.73 | 481.75 | 0.49 | 0.33 | 0.65 |
| Bahrain | 198.86 | 238.95 | 169.38 | 139.44 | 163.08 | 124.96 | 0.02 | -0.05 | 0.09 |
| Bangladesh | 516.26 | 589.03 | 446.72 | 755.8 | 737.84 | 773.41 | 2.40 | 2.15 | 2.75 |

| | | | | | | | | | |
|----------------------------------|----------|----------|----------|----------|----------|----------|-------|-------|-------|
| Barbados | 971.75 | 988.79 | 953.38 | 716.03 | 740.55 | 689.39 | -0.30 | -0.31 | -0.30 |
| Belarus | 1,880.33 | 2,067.66 | 1,668.15 | 2,303.33 | 2,238.52 | 2,378.52 | 0.06 | 0.01 | 0.15 |
| Belgium | 813 | 876.17 | 746.9 | 427.17 | 435.3 | 418.71 | -0.40 | -0.44 | -0.35 |
| Belize | 378.54 | 374.47 | 382.54 | 278.68 | 242.22 | 315.36 | -0.12 | -0.19 | -0.06 |
| Benin | 342.59 | 407.29 | 273.76 | 373.77 | 421.7 | 325.66 | 1.08 | 0.96 | 1.24 |
| Bermuda | 568.22 | 525.59 | 611.4 | 320.27 | 283.95 | 357.28 | -0.28 | -0.35 | -0.23 |
| Bhutan | 280.83 | 293.68 | 268.9 | 279.95 | 243.64 | 311.22 | 1.24 | 1.02 | 1.41 |
| Bolivia | 460.69 | 517 | 404.77 | 405.47 | 433.85 | 377.19 | 0.90 | 0.82 | 1.00 |
| Bosnia and Herzegovina | 806.18 | 862.22 | 750.07 | 1,520.89 | 1,463.36 | 1,578.95 | 0.92 | 0.66 | 1.20 |
| Botswana | 312.81 | 371.59 | 252.65 | 422.09 | 468.11 | 376.02 | 0.05 | 0.00 | 0.14 |
| Brazil | 359.74 | 313.11 | 407.12 | 303.8 | 255.03 | 354.19 | 0.06 | 0.02 | 0.10 |
| Brunei | 225.48 | 214.48 | 235.33 | 239.11 | 220.85 | 256.29 | 0.08 | 0.04 | 0.11 |
| Bulgaria | 2,009.11 | 1,922.91 | 2,097.75 | 2,288.97 | 2,237.75 | 2,342.72 | 0.11 | 0.11 | 0.11 |
| Burkina Faso | 248.83 | 293.77 | 201.8 | 204.47 | 253.65 | 154.66 | 0.53 | 0.57 | 0.44 |
| Burundi | 777.66 | 924.14 | 626.05 | 326.59 | 373.9 | 278.26 | -0.06 | -0.08 | -0.02 |
| Cambodia | 392.96 | 441.59 | 340.86 | 416.46 | 411.57 | 421.61 | 1.59 | 1.34 | 1.95 |
| Cameroon | 366.29 | 433.55 | 298.18 | 391.57 | 434.51 | 348.67 | 0.42 | 0.33 | 0.53 |
| Canada | 444.51 | 435.91 | 453.25 | 346.33 | 341.33 | 351.39 | -0.19 | -0.22 | -0.16 |
| Cape Verde | 553.32 | 565.81 | 539.51 | 459.34 | 496.54 | 421.13 | 0.28 | 0.37 | 0.20 |
| Central African Republic | 735.38 | 838.88 | 628.37 | 721.09 | 812.6 | 627.15 | 0.20 | 0.14 | 0.22 |
| Chad | 328.54 | 403.36 | 252.62 | 330.23 | 386.41 | 274.19 | 0.46 | 0.38 | 0.56 |
| Chile | 733.88 | 680.81 | 788.38 | 460.41 | 447.61 | 473.55 | -0.28 | -0.29 | -0.27 |
| China | 682.91 | 636.24 | 727.18 | 891.41 | 680.79 | 1,089.81 | 0.94 | 0.74 | 1.08 |
| Colombia | 245.08 | 244.11 | 246.06 | 169.74 | 165.23 | 174.38 | -0.08 | -0.16 | 0.00 |
| Comoros | 448.77 | 542.27 | 355.88 | 255.21 | 307.53 | 203.84 | 0.23 | 0.23 | 0.24 |
| Congo | 662.1 | 814.19 | 509.22 | 474.12 | 685.11 | 263.45 | 0.02 | 0.06 | -0.18 |
| Costa Rica | 226.48 | 223.01 | 229.9 | 165.4 | 160.44 | 170.35 | -0.23 | -0.25 | -0.22 |
| Cote d'Ivoire | 376.31 | 406.1 | 348.86 | 398.2 | 422.34 | 374.89 | 0.50 | 0.48 | 0.48 |
| Croatia | 1,463.04 | 1,485.47 | 1,439.21 | 1,312.41 | 1,363.51 | 1,257.57 | -0.03 | -0.05 | -0.02 |
| Cuba | 637.49 | 626.79 | 648.04 | 739.17 | 712.65 | 765.43 | 0.11 | 0.09 | 0.13 |
| Cyprus | 565.89 | 509.57 | 623.64 | 278.12 | 231.06 | 328.42 | -0.43 | -0.47 | -0.39 |
| Czech Republic | 2,001.74 | 2,097.02 | 1,900.74 | 964.27 | 1,009.82 | 917.26 | -0.40 | -0.42 | -0.38 |
| Democratic Republic of the Congo | 363.29 | 491.33 | 232.08 | 352.4 | 422.31 | 282.13 | 0.58 | 0.40 | 0.98 |
| Denmark | 772.11 | 772.15 | 772.07 | 446.54 | 423.63 | 469.82 | -0.28 | -0.34 | -0.23 |
| Djibouti | 307.8 | 314.08 | 301.59 | 397.77 | 405.47 | 390.13 | 0.78 | 0.80 | 0.73 |
| Dominica | 514.61 | 575.07 | 453.7 | 525.61 | 512.68 | 538.74 | -0.08 | -0.12 | -0.01 |
| Dominican Republic | 367.83 | 337.9 | 397.37 | 432.11 | 401.8 | 462.62 | 0.58 | 0.63 | 0.54 |
| Ecuador | 346.85 | 313.63 | 379.7 | 285.11 | 253.55 | 316.68 | 0.15 | 0.15 | 0.15 |
| Egypt | 609.24 | 645.55 | 573.18 | 450.24 | 457.09 | 443.54 | 0.28 | 0.28 | 0.29 |
| El Salvador | 363.2 | 335.84 | 391.86 | 186.64 | 175.89 | 198.79 | -0.24 | -0.23 | -0.25 |
| Equatorial Guinea | 849.31 | 1,044.81 | 662.26 | 293.04 | 342.67 | 245.85 | -0.34 | -0.37 | -0.28 |
| Eritrea | 383.96 | 478.71 | 288.01 | 362.07 | 470.73 | 253.8 | 0.66 | 0.66 | 0.56 |
| Estonia | 2,649.29 | 2,887.81 | 2,377.86 | 1,200.20 | 1,286.79 | 1,098.54 | -0.42 | -0.47 | -0.38 |
| Ethiopia | 514.07 | 552.33 | 475.57 | 319.46 | 351.75 | 287.07 | 0.95 | 0.95 | 0.90 |
| Federated States of Micronesia | 643.86 | 534.81 | 748.24 | 589.9 | 489.86 | 685.18 | 0.23 | 0.23 | 0.24 |
| Fiji | 569.52 | 510.33 | 626.88 | 591.6 | 558.5 | 623.6 | -0.10 | -0.08 | -0.11 |
| Finland | 1,055.05 | 1,154.54 | 949.5 | 599.15 | 609.74 | 588.23 | -0.35 | -0.41 | -0.27 |
| France | 550.01 | 554.7 | 545.08 | 359.98 | 352.15 | 368.31 | -0.27 | -0.32 | -0.23 |
| Gabon | 670.75 | 738.69 | 599.97 | 428.37 | 540.53 | 318.74 | -0.04 | 0.06 | -0.19 |
| Georgia | 1,281.05 | 1,206.91 | 1,362.82 | 1,491.82 | 1,232.92 | 1,775.02 | 0.18 | 0.10 | 0.25 |
| Germany | 1,033.51 | 1,156.69 | 901.17 | 572.74 | 576.59 | 568.76 | -0.38 | -0.44 | -0.29 |
| Ghana | 450.2 | 723.12 | 185.9 | 495.19 | 680.88 | 307.63 | 0.85 | 0.64 | 1.64 |
| Greece | 1,152.59 | 1,280.80 | 1,021.08 | 862.5 | 952.03 | 768.55 | -0.24 | -0.25 | -0.23 |
| Greenland | 370.84 | 308.55 | 424.74 | 331.44 | 232.38 | 417.33 | 0.25 | 0.07 | 0.35 |
| Grenada | 1,106.40 | 1,222.83 | 986.92 | 681.36 | 733.66 | 629.39 | -0.33 | -0.33 | -0.31 |
| Guam | 395.97 | 359.42 | 427.9 | 650.76 | 600.71 | 699.41 | 0.22 | 0.23 | 0.20 |
| Guatemala | 179.95 | 178.72 | 181.19 | 168.12 | 173.36 | 162.65 | 0.71 | 0.84 | 0.60 |
| Guinea | 398.91 | 558.03 | 236.23 | 426.88 | 534.74 | 319.53 | 1.01 | 0.83 | 1.47 |
| Guinea-Bissau | 489.14 | 616.29 | 358.93 | 495.08 | 608.83 | 379.92 | 0.50 | 0.45 | 0.58 |
| Guyana | 1,008.86 | 881.88 | 1,139.96 | 778.69 | 681 | 875.43 | -0.12 | -0.10 | -0.14 |
| Haiti | 1,103.23 | 1,406.33 | 791.21 | 778.22 | 952.91 | 599.72 | 0.36 | 0.28 | 0.48 |

| | | | | | | | | | |
|--------------------------|----------|----------|----------|----------|----------|----------|-------|-------|-------|
| Honduras | 385.42 | 380.05 | 390.76 | 435.74 | 423.25 | 448.22 | 0.77 | 0.69 | 0.85 |
| Hungary | 2,244.55 | 2,198.83 | 2,294.01 | 1,266.97 | 1,267.89 | 1,265.95 | -0.28 | -0.31 | -0.25 |
| Iceland | 424.67 | 421.1 | 428.22 | 247.13 | 215.59 | 279.34 | -0.32 | -0.40 | -0.25 |
| India | 499.1 | 481.61 | 515.38 | 516.79 | 442.09 | 586.21 | 0.78 | 0.72 | 0.81 |
| Indonesia | 455.24 | 503.31 | 407.58 | 650.35 | 674.17 | 626.88 | 1.21 | 1.15 | 1.30 |
| Iran | 428.37 | 374.48 | 480.31 | 461.13 | 378.55 | 542.47 | 1.06 | 1.05 | 1.05 |
| Iraq | 664.23 | 732.5 | 597.2 | 549.47 | 563.98 | 535.3 | 0.03 | 0.04 | 0.04 |
| Ireland | 506.71 | 540 | 473.12 | 236.68 | 226.4 | 247.27 | -0.43 | -0.48 | -0.36 |
| Israel | 455.23 | 455.69 | 454.77 | 230.12 | 224.97 | 235.36 | -0.39 | -0.41 | -0.37 |
| Italy | 906.88 | 908.74 | 904.9 | 538.1 | 564.88 | 509.64 | -0.35 | -0.36 | -0.35 |
| Jamaica | 829.25 | 907.4 | 749.11 | 713.69 | 735.53 | 691.68 | -0.18 | -0.20 | -0.15 |
| Japan | 812.5 | 748.89 | 878.4 | 729.15 | 629.24 | 834.37 | -0.20 | -0.24 | -0.17 |
| Jordan | 524.58 | 591.17 | 464.32 | 293.53 | 277.14 | 309.13 | -0.16 | -0.27 | -0.03 |
| Kazakhstan | 1,245.92 | 1,346.96 | 1,138.55 | 1,313.40 | 1,176.05 | 1,460.56 | 0.15 | 0.00 | 0.34 |
| Kenya | 197.05 | 222.12 | 171.8 | 183.74 | 188.78 | 178.71 | 0.29 | 0.20 | 0.42 |
| Kiribati | 1,041.37 | 745.92 | 1,342.98 | 1,123.76 | 685.7 | 1,573.10 | 0.53 | 0.41 | 0.55 |
| Kuwait | 135.32 | 133.94 | 136.52 | 180.69 | 152.65 | 202.57 | 0.65 | 0.33 | 0.93 |
| Kyrgyzstan | 1,094.96 | 1,144.38 | 1,043.41 | 893.56 | 717.41 | 1,073.46 | 0.15 | -0.06 | 0.40 |
| Laos | 532.95 | 620.87 | 444.91 | 376.92 | 383.04 | 370.75 | 0.96 | 0.78 | 1.23 |
| Latvia | 2,701.75 | 2,971.39 | 2,391.16 | 2,233.27 | 2,413.48 | 2,023.41 | -0.04 | -0.08 | 0.01 |
| Lebanon | 494.92 | 663.74 | 321.46 | 328.65 | 462.63 | 196.01 | 0.16 | 0.08 | 0.18 |
| Lesotho | 447.42 | 470.3 | 423.2 | 675.5 | 780.27 | 568.61 | -0.05 | 0.00 | -0.13 |
| Liberia | 337.38 | 428.07 | 246.17 | 320.69 | 411.62 | 231.23 | 1.46 | 1.34 | 1.55 |
| Libya | 251.9 | 284.46 | 222.75 | 382.75 | 398.93 | 366.75 | 0.61 | 0.64 | 0.61 |
| Lithuania | 1,437.22 | 1,543.91 | 1,318.48 | 1,591.46 | 1,640.50 | 1,534.44 | 0.11 | 0.08 | 0.15 |
| Luxembourg | 1,027.94 | 1,096.44 | 956.64 | 300.68 | 312.28 | 289.04 | -0.58 | -0.62 | -0.54 |
| Macedonia | 1,396.43 | 1,342.98 | 1,449.26 | 1,667.07 | 1,608.59 | 1,726.07 | 0.29 | 0.29 | 0.28 |
| Madagascar | 521.75 | 583.74 | 459.57 | 488.11 | 557.87 | 417.91 | 0.75 | 0.81 | 0.64 |
| Malawi | 267.39 | 340.04 | 192.2 | 229.82 | 256.76 | 202.79 | 0.86 | 0.67 | 1.22 |
| Malaysia | 299.25 | 292.65 | 305.64 | 318.87 | 270.15 | 368.5 | 0.13 | 0.05 | 0.20 |
| Maldives | 212.77 | 172.75 | 250.77 | 146.08 | 101.19 | 190.72 | 0.84 | 0.65 | 0.95 |
| Mali | 469.59 | 647.08 | 288.24 | 286.75 | 403.9 | 171.93 | 0.08 | 0.09 | 0.06 |
| Malta | 510.46 | 490.45 | 531.19 | 364.08 | 357.01 | 371.2 | -0.28 | -0.27 | -0.30 |
| Marshall Islands | 519.02 | 405.04 | 628.01 | 540.17 | 438.4 | 638.46 | 0.25 | 0.28 | 0.23 |
| Mauritania | 391.69 | 504.23 | 278.47 | 279.2 | 377.03 | 182.71 | 0.30 | 0.32 | 0.22 |
| Mauritius | 555.35 | 481.07 | 629.94 | 432.22 | 383.84 | 481.8 | -0.24 | -0.24 | -0.24 |
| Mexico | 186.85 | 186.13 | 187.57 | 180.55 | 178.19 | 182.93 | 0.27 | 0.23 | 0.31 |
| Moldova | 1,459.30 | 1,539.65 | 1,371.15 | 1,295.37 | 1,248.26 | 1,346.30 | 0.08 | 0.01 | 0.17 |
| Mongolia | 223.64 | 266.22 | 180.05 | 330.94 | 295.38 | 367.22 | 1.17 | 0.89 | 1.66 |
| Montenegro | 376.28 | 410.86 | 341.39 | 599.76 | 586.46 | 613.37 | 0.54 | 0.42 | 0.69 |
| Morocco | 463.67 | 521.5 | 405.62 | 527.54 | 589.42 | 464.21 | 0.71 | 0.69 | 0.72 |
| Mozambique | 400.34 | 412.63 | 386.95 | 445.21 | 452.18 | 437.92 | 1.03 | 0.95 | 1.06 |
| Myanmar | 604.9 | 576.09 | 634.88 | 622.04 | 514.57 | 734.45 | 0.81 | 0.69 | 0.91 |
| Namibia | 403.63 | 452.78 | 352.35 | 294.77 | 292.05 | 297.63 | -0.15 | -0.23 | -0.04 |
| Nepal | 332.15 | 333.71 | 330.56 | 382.27 | 321.44 | 446.96 | 1.63 | 1.36 | 1.88 |
| Netherlands | 549.97 | 568.21 | 531.31 | 368.28 | 359.82 | 376.89 | -0.27 | -0.33 | -0.20 |
| New Zealand | 460.68 | 451.88 | 469.76 | 302.45 | 306.02 | 298.74 | -0.21 | -0.23 | -0.20 |
| Nicaragua | 189.51 | 180.31 | 198.86 | 166.94 | 157.19 | 176.98 | 0.57 | 0.58 | 0.57 |
| Niger | 277.81 | 336.96 | 216.66 | 289.8 | 317.65 | 262.4 | 1.43 | 1.19 | 1.81 |
| Nigeria | 321.78 | 403.62 | 241.57 | 193.15 | 210.88 | 176.08 | 0.09 | -0.03 | 0.30 |
| North Korea | 569.05 | 613.59 | 521.86 | 1,131.97 | 1,096.22 | 1,169.32 | 1.11 | 0.98 | 1.29 |
| Northern Mariana Islands | 252.08 | 219.9 | 281.01 | 157.36 | 100.18 | 214.95 | -0.22 | -0.38 | -0.11 |
| Norway | 817.53 | 822.97 | 811.98 | 343.13 | 356.94 | 329.49 | -0.45 | -0.47 | -0.44 |
| Oman | 57.52 | 65.88 | 50.85 | 103.5 | 114.45 | 97.95 | 2.06 | 2.14 | 2.21 |
| Pakistan | 460.91 | 402.17 | 515.41 | 522.62 | 430.99 | 609.37 | 0.71 | 0.70 | 0.70 |
| Palestine | 148.89 | 165.86 | 132.34 | 244.67 | 226.04 | 262.78 | 1.49 | 1.18 | 1.90 |
| Panama | 365.37 | 324.8 | 405.05 | 268.79 | 231.53 | 305.85 | -0.22 | -0.24 | -0.21 |
| Papua New Guinea | 717.15 | 739.4 | 695.92 | 705.75 | 776.69 | 637.58 | 0.35 | 0.41 | 0.27 |
| Paraguay | 254.37 | 253.65 | 255.08 | 246.31 | 224.71 | 267.26 | 0.04 | 0.00 | 0.07 |
| Peru | 345.66 | 335.9 | 355.42 | 169.54 | 162.91 | 176.18 | 0.01 | -0.02 | 0.04 |
| Philippines | 202.08 | 182.6 | 221.16 | 336.15 | 301.05 | 370.61 | 1.30 | 1.28 | 1.31 |

| | | | | | | | | | |
|------------------------------------------------------|----------|----------|----------|----------|----------|----------|-------|-------|-------|
| Poland | 1,166.75 | 1,287.63 | 1,039.63 | 928.98 | 918.34 | 940.43 | -0.08 | -0.19 | 0.06 |
| Portugal | 1,825.22 | 1,802.61 | 1,849.53 | 758.95 | 753.71 | 764.53 | -0.50 | -0.51 | -0.49 |
| Puerto Rico | 399.05 | 368.07 | 431.98 | 322.35 | 327.81 | 316.45 | -0.13 | -0.13 | -0.15 |
| Qatar | 141.01 | 164.88 | 129.23 | 81.25 | 90.64 | 77.74 | -0.20 | -0.25 | -0.16 |
| Romania | 1,695.39 | 1,734.25 | 1,655.41 | 1,922.16 | 1,864.99 | 1,983.01 | 0.19 | 0.15 | 0.23 |
| Russia | 2,665.94 | 3,029.52 | 2,253.07 | 2,595.79 | 2,632.71 | 2,552.43 | -0.10 | -0.16 | 0.01 |
| Rwanda | 518.1 | 612.47 | 420.39 | 276.82 | 302.88 | 248.47 | 0.25 | 0.16 | 0.35 |
| Saint Lucia | 936.93 | 991.15 | 881.09 | 648.06 | 694.36 | 599.99 | -0.18 | -0.17 | -0.19 |
| Saint Vincent and the Grenadines | 673.8 | 809.18 | 537.07 | 611.46 | 638.37 | 585.05 | -0.08 | -0.15 | 0.04 |
| Samoa | 501.89 | 392.53 | 602.69 | 431.22 | 411.97 | 449.29 | 0.00 | 0.07 | -0.03 |
| Sao Tome and Principe | 491.07 | 603.98 | 376.07 | 440.44 | 562.5 | 317.46 | 0.60 | 0.63 | 0.50 |
| Saudi Arabia | 231.83 | 237.3 | 227.53 | 227.81 | 200.11 | 249.08 | 0.72 | 0.60 | 0.81 |
| Senegal | 335.21 | 391.39 | 278.49 | 366.4 | 454.47 | 275.12 | 1.13 | 1.23 | 0.90 |
| Serbia | 1,708.80 | 1,779.34 | 1,636.37 | 2,147.74 | 2,214.36 | 2,077.87 | 0.23 | 0.20 | 0.25 |
| Seychelles | 514.13 | 469.78 | 558.68 | 343.33 | 297.64 | 387.81 | -0.26 | -0.32 | -0.21 |
| Sierra Leone | 334.08 | 321.48 | 346.95 | 401.96 | 482.37 | 319.89 | 1.15 | 1.57 | 0.71 |
| Singapore | 540.11 | 546.3 | 534.07 | 384.92 | 393.89 | 375.63 | -0.18 | -0.20 | -0.17 |
| Slovakia | 1,145.97 | 1,141.55 | 1,150.60 | 886.42 | 855.49 | 919.06 | -0.07 | -0.16 | 0.00 |
| Slovenia | 1,301.62 | 1,314.91 | 1,287.53 | 672.16 | 674.39 | 669.88 | -0.39 | -0.42 | -0.37 |
| Solomon Islands | 765.41 | 706.82 | 820.89 | 712.41 | 675.19 | 748.47 | 0.21 | 0.23 | 0.20 |
| Somalia | 602.35 | 685.04 | 518.18 | 414.79 | 465.33 | 363.77 | 0.03 | 0.01 | 0.05 |
| South Africa | 478.06 | 615.87 | 337.05 | 488.4 | 557.41 | 416.95 | -0.03 | -0.14 | 0.17 |
| South Korea | 1,022.14 | 1,014.23 | 1,030.01 | 660.68 | 615.01 | 706.91 | -0.26 | -0.32 | -0.20 |
| South Sudan | 375.59 | 461.61 | 288.76 | 364.06 | 447.19 | 281.18 | 0.55 | 0.55 | 0.57 |
| Spain | 840.16 | 879.3 | 799.37 | 360.52 | 378.83 | 341.75 | -0.49 | -0.52 | -0.46 |
| Sri Lanka | 214.73 | 172.37 | 256.28 | 519.3 | 447.92 | 596.04 | 2.41 | 2.48 | 2.34 |
| Sudan | 686.25 | 763.35 | 609.75 | 609.01 | 631.8 | 586.39 | 0.73 | 0.64 | 0.83 |
| Suriname | 623 | 628.95 | 617.24 | 638.29 | 618.08 | 658.42 | 0.17 | 0.17 | 0.17 |
| Swaziland | 336.91 | 378.86 | 290 | 495.33 | 565.21 | 423.98 | 0.08 | 0.05 | 0.10 |
| Sweden | 836.06 | 832.6 | 839.61 | 493.69 | 504.02 | 483.35 | -0.29 | -0.31 | -0.28 |
| Switzerland | 596.94 | 597.63 | 596.21 | 289.38 | 291.54 | 287.17 | -0.40 | -0.43 | -0.37 |
| Syria | 594.17 | 576.09 | 611.67 | 439.27 | 411.9 | 465.97 | -0.38 | -0.23 | -0.47 |
| Taiwan | 580.69 | 469.15 | 684.22 | 434.02 | 361.75 | 506.53 | -0.26 | -0.26 | -0.26 |
| Tajikistan | 558.09 | 565.32 | 550.78 | 421.84 | 386.04 | 456.8 | 0.48 | 0.37 | 0.59 |
| Tanzania | 298.66 | 342.85 | 253.69 | 271.95 | 287.57 | 256.14 | 0.73 | 0.59 | 0.89 |
| Thailand | 215.86 | 211.99 | 219.81 | 407.2 | 349.45 | 466.61 | 0.83 | 0.68 | 0.98 |
| The Bahamas | 528.01 | 531.98 | 523.99 | 494.65 | 509.22 | 479.46 | 0.03 | 0.01 | 0.04 |
| The Gambia | 294.22 | 366.71 | 222.77 | 243.94 | 267.68 | 219.75 | 0.54 | 0.44 | 0.75 |
| Timor-Leste | 237.98 | 273.78 | 203.09 | 294.21 | 342.85 | 247.08 | 2.22 | 2.32 | 2.13 |
| Togo | 375.84 | 467.7 | 281.61 | 353.3 | 377.36 | 328.68 | 0.42 | 0.28 | 0.66 |
| Tonga | 401.82 | 443.46 | 361.2 | 416.03 | 421.91 | 410.19 | 0.14 | 0.10 | 0.19 |
| Trinidad and Tobago | 791.21 | 761.95 | 820.69 | 625.01 | 554.24 | 697.66 | -0.25 | -0.27 | -0.23 |
| Tunisia | 499.19 | 437.42 | 560.22 | 549.43 | 479.44 | 621.06 | 0.48 | 0.54 | 0.43 |
| Turkey | 355.26 | 410.68 | 298.49 | 324.25 | 319.18 | 329.51 | 0.74 | 0.46 | 1.12 |
| Turkmenistan | 146.87 | 170.31 | 122.78 | 160.52 | 169.06 | 151.68 | 0.83 | 0.76 | 0.97 |
| Uganda | 365.01 | 427.6 | 301.6 | 256.62 | 252.73 | 260.52 | 0.43 | 0.23 | 0.70 |
| Ukraine | 2,508.82 | 2,810.97 | 2,157.20 | 2,124.03 | 2,213.15 | 2,018.76 | -0.22 | -0.24 | -0.17 |
| United Arab Emirates | 317.27 | 346.26 | 302.22 | 294.57 | 245.28 | 312.54 | 0.16 | 0.01 | 0.26 |
| United Kingdom | 911.02 | 978.47 | 839.67 | 469.99 | 483.69 | 455.95 | -0.36 | -0.41 | -0.31 |
| United States | 502.81 | 515.61 | 489.35 | 383.21 | 383.23 | 383.19 | -0.18 | -0.24 | -0.12 |
| Uruguay | 1,272.45 | 1,231.62 | 1,315.79 | 833.47 | 895.57 | 766.95 | -0.27 | -0.22 | -0.32 |
| Uzbekistan | 658.47 | 638.75 | 678.62 | 660.18 | 554.55 | 769.28 | 0.34 | 0.21 | 0.47 |
| Vanuatu | 838.17 | 712.46 | 957.03 | 801.61 | 750.2 | 851.74 | 0.09 | 0.18 | 0.03 |
| Venezuela | 314.92 | 304.63 | 325.05 | 220.38 | 203.68 | 237.22 | -0.32 | -0.29 | -0.34 |
| Vietnam | 527.83 | 528.32 | 527.31 | 647.99 | 589.62 | 707.61 | 0.78 | 0.72 | 0.86 |
| Virgin Islands, U.S. | 371.78 | 335.65 | 410.05 | 620.64 | 532.34 | 717.69 | 0.25 | 0.24 | 0.26 |
| Yemen | 584.26 | 720.45 | 445.57 | 592.05 | 701.32 | 485.03 | 1.14 | 1.09 | 1.27 |
| Zambia | 260.6 | 358.49 | 161.05 | 307.3 | 330.95 | 283.59 | 0.98 | 0.61 | 1.82 |
| Zimbabwe | 167.49 | 213.94 | 120.66 | 185.07 | 206.08 | 163.45 | -0.03 | -0.17 | 0.18 |
| Other cardiovascular and circulatory diseases | | | | | | | | | |
| Afghanistan | 383.84 | 522.23 | 252.11 | 522.74 | 728.38 | 329.64 | 1.24 | 1.39 | 1.07 |

| | | | | | | | | | |
|----------------------------------|----------|----------|----------|--------|--------|----------|-------|-------|-------|
| Albania | 351.82 | 292.88 | 407.96 | 557.78 | 457.74 | 659.43 | 0.78 | 0.80 | 0.76 |
| Algeria | 409.66 | 453.36 | 367.04 | 314.65 | 358.48 | 271.43 | 0.10 | 0.12 | 0.06 |
| American Samoa | 195.91 | 108.51 | 278.65 | 215.27 | 183.54 | 246.84 | 0.34 | 0.79 | 0.19 |
| Andorra | 231.4 | 218.49 | 245.01 | 253.93 | 230.74 | 278.09 | 0.10 | 0.08 | 0.12 |
| Angola | 597.55 | 624.94 | 569.48 | 432 | 483.16 | 380.17 | 0.46 | 0.49 | 0.41 |
| Antigua and Barbuda | 252.55 | 220.32 | 287.03 | 392.82 | 333.21 | 457.83 | 0.72 | 0.65 | 0.79 |
| Argentina | 277.79 | 273.75 | 281.98 | 354.25 | 367.04 | 340.91 | 0.51 | 0.53 | 0.48 |
| Armenia | 34.68 | 35.84 | 33.45 | 71.68 | 74.33 | 68.62 | 1.31 | 1.33 | 1.25 |
| Australia | 176.68 | 173.15 | 180.23 | 187.93 | 186.13 | 189.74 | 0.23 | 0.19 | 0.27 |
| Austria | 415.61 | 471.38 | 354.86 | 316.27 | 351.06 | 279.76 | -0.10 | -0.13 | -0.05 |
| Azerbaijan | 61.27 | 57.95 | 64.73 | 99.74 | 81.42 | 118.27 | 1.45 | 1.14 | 1.73 |
| Bahrain | 171.63 | 175.66 | 168.66 | 98.89 | 109.87 | 92.17 | -0.17 | -0.13 | -0.19 |
| Bangladesh | 15.3 | 15.71 | 14.92 | 20.5 | 18.71 | 22.26 | 2.11 | 1.99 | 2.23 |
| Barbados | 240.33 | 245.02 | 235.28 | 511.2 | 532.47 | 488.07 | 1.02 | 1.00 | 1.03 |
| Belarus | 56.62 | 63.26 | 49.09 | 64.85 | 65.06 | 64.6 | -0.01 | -0.04 | 0.06 |
| Belgium | 349.38 | 371.59 | 326.14 | 417.04 | 426.32 | 407.38 | 0.36 | 0.28 | 0.45 |
| Belize | 212.45 | 187.83 | 236.65 | 325.55 | 287.58 | 363.74 | 0.83 | 0.93 | 0.75 |
| Benin | 597.7 | 646.8 | 545.45 | 425.45 | 413.1 | 437.85 | 0.37 | 0.23 | 0.53 |
| Bermuda | 275.46 | 245.83 | 305.47 | 336.13 | 276.28 | 397.13 | 0.55 | 0.35 | 0.72 |
| Bhutan | 17.3 | 17.36 | 17.24 | 24.25 | 20.44 | 27.53 | 2.14 | 1.87 | 2.33 |
| Bolivia | 697.05 | 688.45 | 705.58 | 319.91 | 288.6 | 351.11 | -0.01 | -0.09 | 0.07 |
| Bosnia and Herzegovina | 460.93 | 417.13 | 504.78 | 367.28 | 277.91 | 457.48 | -0.19 | -0.35 | -0.05 |
| Botswana | 128.9 | 157.05 | 100.08 | 160.52 | 188.13 | 132.9 | -0.03 | -0.04 | 0.00 |
| Brazil | 325.58 | 287.8 | 363.96 | 331.59 | 302.96 | 361.19 | 0.28 | 0.32 | 0.25 |
| Brunei | 101.01 | 98.01 | 103.69 | 110.65 | 102.15 | 118.65 | 0.12 | 0.06 | 0.17 |
| Bulgaria | 707.28 | 546.46 | 872.64 | 886.69 | 699.39 | 1,083.27 | 0.22 | 0.22 | 0.23 |
| Burkina Faso | 666.16 | 763.65 | 564.12 | 483.36 | 531.51 | 434.58 | 0.35 | 0.27 | 0.45 |
| Burundi | 1,138.71 | 1,140.12 | 1,137.25 | 454.18 | 445.68 | 462.86 | -0.11 | -0.11 | -0.10 |
| Cambodia | 340.75 | 312.49 | 371.02 | 219.47 | 189.23 | 251.22 | 0.57 | 0.52 | 0.61 |
| Cameroon | 664.18 | 727.37 | 600.2 | 491.83 | 485.52 | 498.13 | -0.01 | -0.10 | 0.09 |
| Canada | 192.87 | 197.94 | 187.71 | 212.75 | 217.51 | 207.92 | 0.15 | 0.09 | 0.21 |
| Cape Verde | 895.8 | 802.16 | 999.35 | 590.93 | 658.66 | 521.39 | 0.02 | 0.29 | -0.20 |
| Central African Republic | 627.96 | 662.76 | 591.98 | 646.46 | 663.43 | 629.04 | 0.26 | 0.18 | 0.29 |
| Chad | 526.26 | 625.75 | 425.33 | 437.87 | 472.69 | 403.14 | 0.22 | 0.10 | 0.38 |
| Chile | 71.29 | 69.68 | 72.94 | 138.4 | 144.84 | 131.79 | 1.23 | 1.24 | 1.19 |
| China | 415.91 | 400.17 | 430.84 | 206.95 | 174.7 | 237.33 | -0.26 | -0.29 | -0.24 |
| Colombia | 226.95 | 221.9 | 232.06 | 268.17 | 279.72 | 256.27 | 0.57 | 0.56 | 0.56 |
| Comoros | 802.83 | 764.96 | 840.46 | 405.22 | 397.91 | 412.4 | 0.09 | 0.13 | 0.06 |
| Congo | 544.02 | 592.74 | 495.06 | 442.65 | 566.09 | 319.39 | 0.16 | 0.20 | 0.03 |
| Costa Rica | 115.62 | 114.58 | 116.64 | 216.03 | 209.23 | 222.81 | 0.96 | 0.89 | 1.02 |
| Cote d'Ivoire | 590.8 | 609.35 | 573.7 | 455.55 | 444.09 | 466.62 | 0.09 | 0.05 | 0.13 |
| Croatia | 777.36 | 719.8 | 838.52 | 457.65 | 428.73 | 488.69 | -0.37 | -0.39 | -0.35 |
| Cuba | 84.26 | 79.7 | 88.76 | 232.58 | 198.48 | 266.35 | 1.65 | 1.38 | 1.89 |
| Cyprus | 357.29 | 356.82 | 357.78 | 260.11 | 249.39 | 271.56 | -0.15 | -0.18 | -0.13 |
| Czech Republic | 540.36 | 538.88 | 541.93 | 565 | 553.74 | 576.62 | 0.30 | 0.23 | 0.36 |
| Democratic Republic of the Congo | 369.92 | 431.68 | 306.64 | 347.96 | 383.78 | 311.95 | 0.53 | 0.44 | 0.66 |
| Denmark | 468.34 | 438.58 | 498.96 | 315.02 | 296.71 | 333.63 | -0.17 | -0.18 | -0.16 |
| Djibouti | 670.01 | 559.01 | 779.7 | 668.79 | 542.28 | 794.17 | 0.37 | 0.36 | 0.36 |
| Dominica | 187.83 | 201.02 | 174.55 | 423.17 | 413.21 | 433.29 | 1.04 | 1.04 | 1.08 |
| Dominican Republic | 222.15 | 188.19 | 255.66 | 237.13 | 208.73 | 265.71 | 0.44 | 0.52 | 0.38 |
| Ecuador | 130.07 | 113.8 | 146.17 | 152.23 | 128.02 | 176.44 | 0.64 | 0.60 | 0.66 |
| Egypt | 881.83 | 840.42 | 922.97 | 556 | 479.9 | 630.53 | 0.09 | 0.03 | 0.14 |
| El Salvador | 217.79 | 205.01 | 231.17 | 225.42 | 231.5 | 218.56 | 0.54 | 0.67 | 0.39 |
| Equatorial Guinea | 740.01 | 789.73 | 692.44 | 438.15 | 468.42 | 409.37 | 0.14 | 0.13 | 0.15 |
| Eritrea | 701.99 | 713.19 | 690.65 | 555.94 | 614.77 | 497.33 | 0.39 | 0.46 | 0.28 |
| Estonia | 88.64 | 88.36 | 88.95 | 225.14 | 220.59 | 230.48 | 2.24 | 1.98 | 2.50 |
| Ethiopia | 882.54 | 878.79 | 886.32 | 380.23 | 379.44 | 381.02 | 0.35 | 0.33 | 0.35 |
| Federated States of Micronesia | 356.56 | 304.89 | 406.03 | 346.58 | 332.52 | 359.97 | 0.30 | 0.46 | 0.20 |
| Fiji | 405.71 | 357.05 | 452.85 | 711.94 | 702.74 | 720.83 | 0.53 | 0.65 | 0.43 |
| Finland | 186.58 | 201.71 | 170.53 | 307.25 | 308.4 | 306.07 | 0.89 | 0.70 | 1.11 |
| France | 567.05 | 514.72 | 622.24 | 512.42 | 458.89 | 569.42 | 0.00 | -0.04 | 0.04 |

| | | | | | | | | | |
|------------------|----------|----------|----------|--------|--------|--------|-------|-------|-------|
| Gabon | 605.39 | 609.91 | 600.68 | 436.38 | 483.4 | 390.42 | 0.08 | 0.15 | -0.01 |
| Georgia | 65.47 | 61.45 | 69.9 | 300.02 | 195.56 | 414.28 | 3.63 | 2.43 | 4.70 |
| Germany | 299.45 | 326.55 | 270.35 | 498.58 | 506.2 | 490.71 | 0.87 | 0.75 | 1.04 |
| Ghana | 292.74 | 209.79 | 373.08 | 288.18 | 233.29 | 343.62 | 0.67 | 0.99 | 0.49 |
| Greece | 220.59 | 228.92 | 212.05 | 174.81 | 180.82 | 168.49 | -0.20 | -0.21 | -0.19 |
| Greenland | 381.8 | 265.84 | 482.16 | 423.12 | 308.46 | 522.53 | 0.55 | 0.65 | 0.49 |
| Grenada | 233.78 | 211.87 | 256.26 | 411.03 | 362.87 | 458.89 | 0.93 | 0.92 | 0.93 |
| Guam | 153.14 | 145.17 | 160.11 | 302.08 | 302.96 | 301.22 | 0.46 | 0.54 | 0.39 |
| Guatemala | 135.45 | 120.96 | 150.15 | 139.11 | 124.82 | 154.02 | 0.88 | 0.96 | 0.82 |
| Guinea | 679.44 | 798.21 | 558.02 | 473.17 | 475.69 | 470.67 | 0.31 | 0.15 | 0.56 |
| Guinea-Bissau | 759.98 | 876.75 | 640.39 | 583.27 | 623.32 | 542.73 | 0.16 | 0.07 | 0.29 |
| Guyana | 193.02 | 171.64 | 215.09 | 342.07 | 307.27 | 376.54 | 1.01 | 1.08 | 0.96 |
| Haiti | 414.68 | 459.71 | 368.32 | 355.13 | 381.21 | 328.49 | 0.65 | 0.56 | 0.74 |
| Honduras | 132.65 | 129.71 | 135.58 | 109.85 | 98.72 | 120.98 | 0.30 | 0.16 | 0.44 |
| Hungary | 590.83 | 558.66 | 625.63 | 407.89 | 387.08 | 430.82 | -0.12 | -0.18 | -0.06 |
| Iceland | 196.84 | 199.14 | 194.57 | 191.77 | 175.12 | 208.76 | 0.13 | 0.04 | 0.23 |
| India | 17.06 | 17.8 | 16.38 | 29.43 | 26.29 | 32.35 | 1.96 | 1.77 | 2.14 |
| Indonesia | 179.61 | 155.01 | 204.01 | 184.5 | 166.97 | 201.78 | 0.59 | 0.72 | 0.48 |
| Iran | 1,310.89 | 1,050.43 | 1,561.89 | 692.01 | 514.23 | 867.13 | 0.01 | -0.01 | 0.01 |
| Iraq | 633.05 | 596.36 | 669.07 | 467.76 | 432.64 | 502.01 | -0.08 | -0.02 | -0.13 |
| Ireland | 202.55 | 206.64 | 198.42 | 166.96 | 157.01 | 177.2 | 0.01 | -0.06 | 0.09 |
| Israel | 89.04 | 92.74 | 85.33 | 165.11 | 175.04 | 155.01 | 1.24 | 1.25 | 1.22 |
| Italy | 212.21 | 212.89 | 211.5 | 245.23 | 248.88 | 241.35 | 0.27 | 0.21 | 0.32 |
| Jamaica | 207.16 | 189.48 | 225.3 | 314.4 | 300.93 | 327.97 | 0.45 | 0.57 | 0.34 |
| Japan | 164.37 | 148.17 | 181.16 | 238.6 | 230.9 | 246.71 | 0.29 | 0.41 | 0.19 |
| Jordan | 229.68 | 270.28 | 192.95 | 165.5 | 180.26 | 151.46 | 0.08 | 0.04 | 0.14 |
| Kazakhstan | 100.47 | 81.89 | 120.22 | 317.07 | 181.54 | 462.3 | 2.44 | 1.53 | 3.03 |
| Kenya | 297.06 | 309.13 | 284.9 | 287.22 | 274.16 | 300.28 | 0.34 | 0.26 | 0.43 |
| Kiribati | 368.12 | 289.89 | 447.97 | 513.12 | 495.27 | 531.42 | 0.97 | 1.62 | 0.57 |
| Kuwait | 94.98 | 105.47 | 85.8 | 115.32 | 124.82 | 107.9 | 0.50 | 0.38 | 0.63 |
| Kyrgyzstan | 66.09 | 73.08 | 58.8 | 103 | 86 | 120.36 | 1.20 | 0.75 | 1.78 |
| Laos | 447.82 | 425.07 | 470.6 | 239.46 | 201.37 | 277.92 | 0.48 | 0.37 | 0.58 |
| Latvia | 75.15 | 87.05 | 61.44 | 172.92 | 149.38 | 200.33 | 1.67 | 0.94 | 2.88 |
| Lebanon | 323.21 | 333.3 | 312.83 | 245.02 | 287.66 | 202.82 | 0.32 | 0.33 | 0.25 |
| Lesotho | 161.77 | 193.63 | 128.03 | 235.31 | 273.23 | 196.62 | -0.09 | -0.15 | -0.02 |
| Liberia | 644.06 | 741.08 | 546.5 | 352.83 | 387.43 | 318.8 | 0.42 | 0.28 | 0.59 |
| Libya | 558.61 | 552.77 | 563.84 | 365.65 | 359.12 | 372.11 | -0.31 | -0.24 | -0.36 |
| Lithuania | 98.11 | 102.82 | 92.87 | 292.54 | 238.52 | 355.36 | 2.00 | 1.36 | 2.79 |
| Luxembourg | 691.78 | 686.1 | 697.69 | 457.34 | 449.62 | 465.09 | -0.06 | -0.12 | 0.01 |
| Macedonia | 445.68 | 380.42 | 510.17 | 348.81 | 273.55 | 424.74 | -0.16 | -0.23 | -0.10 |
| Madagascar | 980.23 | 916.02 | 1,044.65 | 785.89 | 712.01 | 860.24 | 0.50 | 0.47 | 0.49 |
| Malawi | 546.33 | 601.12 | 489.62 | 367.51 | 353.59 | 381.49 | 0.46 | 0.31 | 0.64 |
| Malaysia | 378.96 | 351.74 | 405.38 | 352.71 | 334.63 | 371.13 | -0.02 | 0.08 | -0.09 |
| Maldives | 507.55 | 424.56 | 586.37 | 270.87 | 192.95 | 348.35 | 0.43 | 0.27 | 0.52 |
| Mali | 701.84 | 892.91 | 506.62 | 394.68 | 470.56 | 320.3 | 0.00 | -0.07 | 0.13 |
| Malta | 229.25 | 216.58 | 242.36 | 248.55 | 234.38 | 262.83 | 0.09 | 0.08 | 0.09 |
| Marshall Islands | 348.64 | 300 | 395.15 | 465.07 | 503.07 | 428.37 | 0.61 | 0.99 | 0.32 |
| Mauritania | 518.63 | 599.8 | 436.97 | 330.05 | 377.01 | 283.73 | 0.17 | 0.13 | 0.22 |
| Mauritius | 138.85 | 106.89 | 170.95 | 165.4 | 150 | 181.18 | 0.17 | 0.34 | 0.05 |
| Mexico | 160.38 | 142.47 | 178.48 | 163.64 | 143.6 | 183.89 | 0.34 | 0.29 | 0.38 |
| Moldova | 66.42 | 59.5 | 74 | 99.64 | 75.01 | 126.27 | 0.82 | 0.57 | 1.03 |
| Mongolia | 219.03 | 159.71 | 279.75 | 114.74 | 79.67 | 150.52 | -0.23 | -0.15 | -0.30 |
| Montenegro | 272.65 | 247.56 | 297.95 | 312.79 | 283.14 | 343.15 | 0.11 | 0.14 | 0.08 |
| Morocco | 967.92 | 897.89 | 1,038.22 | 579.91 | 527.11 | 633.94 | -0.10 | -0.12 | -0.08 |
| Mozambique | 653.82 | 621.47 | 689.09 | 637.46 | 571.74 | 706.2 | 0.79 | 0.66 | 0.88 |
| Myanmar | 324.15 | 305.76 | 343.28 | 284.4 | 278.91 | 290.14 | 0.54 | 0.72 | 0.39 |
| Namibia | 157.16 | 184.66 | 128.46 | 118.62 | 134.56 | 101.83 | -0.12 | -0.13 | -0.10 |
| Nepal | 14.09 | 13.19 | 15.01 | 18.77 | 15.33 | 22.42 | 2.04 | 1.85 | 2.18 |
| Netherlands | 328.92 | 344.37 | 313.13 | 368.13 | 361.34 | 375.03 | 0.22 | 0.10 | 0.34 |
| New Zealand | 186.45 | 173.64 | 199.65 | 182.85 | 171.92 | 194.19 | 0.17 | 0.12 | 0.23 |
| Nicaragua | 120.42 | 121.72 | 119.09 | 138.67 | 143.73 | 133.46 | 1.05 | 1.13 | 0.97 |

| | | | | | | | | | |
|----------------------------------|----------|----------|----------|----------|----------|----------|-------|-------|-------|
| Niger | 555.36 | 628.14 | 480.13 | 316.11 | 341.31 | 291.32 | 0.33 | 0.27 | 0.42 |
| Nigeria | 514.13 | 611.57 | 418.65 | 302.25 | 324.69 | 280.63 | 0.07 | -0.01 | 0.20 |
| North Korea | 337.72 | 362.53 | 311.44 | 287.1 | 315.48 | 257.45 | -0.09 | -0.03 | -0.14 |
| Northern Mariana Islands | 177.13 | 168.29 | 185.08 | 172.52 | 144.52 | 200.72 | 0.22 | 0.16 | 0.27 |
| Norway | 352.15 | 345.28 | 359.17 | 257.24 | 261.63 | 252.9 | -0.05 | -0.08 | -0.02 |
| Oman | 3,094.79 | 2,934.15 | 3,222.94 | 1,278.70 | 1,020.90 | 1,409.42 | -0.30 | -0.37 | -0.27 |
| Pakistan | 18.65 | 13.78 | 23.17 | 31.37 | 25.16 | 37.26 | 1.53 | 1.89 | 1.31 |
| Palestine | 279.31 | 274.2 | 284.3 | 246.45 | 236.16 | 256.45 | 0.34 | 0.37 | 0.32 |
| Panama | 104.3 | 98.2 | 110.26 | 188.42 | 176.28 | 200.49 | 0.92 | 0.92 | 0.91 |
| Papua New Guinea | 398.97 | 397.2 | 400.65 | 402.19 | 420.98 | 384.13 | 0.38 | 0.42 | 0.34 |
| Paraguay | 163.04 | 136.69 | 188.78 | 217.14 | 187.12 | 246.24 | 0.42 | 0.55 | 0.33 |
| Peru | 142.67 | 109.1 | 176.24 | 159.53 | 128.65 | 190.46 | 1.30 | 1.37 | 1.27 |
| Philippines | 35.2 | 31.9 | 38.42 | 81.62 | 72.81 | 90.28 | 2.21 | 2.16 | 2.24 |
| Poland | 441.45 | 325.85 | 563.04 | 333.73 | 267.99 | 404.48 | -0.13 | -0.07 | -0.16 |
| Portugal | 293.44 | 274.37 | 313.95 | 303.05 | 299.2 | 307.16 | 0.24 | 0.27 | 0.21 |
| Puerto Rico | 212.24 | 207.92 | 216.83 | 270.7 | 253.82 | 288.93 | 0.37 | 0.19 | 0.54 |
| Qatar | 198.16 | 221.15 | 186.81 | 129.07 | 133.28 | 127.49 | -0.10 | -0.18 | -0.05 |
| Romania | 404.25 | 273.58 | 538.68 | 345.14 | 206.26 | 492.96 | -0.11 | -0.20 | -0.06 |
| Russia | 90.24 | 87.35 | 93.51 | 238.27 | 201.12 | 281.91 | 1.46 | 1.24 | 1.69 |
| Rwanda | 770.43 | 836.53 | 701.99 | 392.95 | 399.73 | 385.57 | 0.20 | 0.13 | 0.26 |
| Saint Lucia | 240.79 | 232.66 | 249.17 | 423.22 | 402.55 | 444.68 | 1.08 | 1.04 | 1.11 |
| Saint Vincent and the Grenadines | 274.04 | 287.68 | 260.26 | 531.76 | 478.99 | 583.56 | 0.97 | 0.80 | 1.15 |
| Samoa | 255.13 | 195.45 | 310.14 | 301.82 | 324.84 | 280.2 | 0.38 | 0.70 | 0.18 |
| Sao Tome and Principe | 816.47 | 1,056.75 | 571.74 | 595.4 | 768.11 | 421.39 | 0.31 | 0.29 | 0.33 |
| Saudi Arabia | 209.9 | 216.62 | 204.61 | 201.58 | 200.33 | 202.54 | 0.68 | 0.74 | 0.64 |
| Senegal | 425.35 | 518.19 | 331.62 | 301.62 | 363.2 | 237.77 | 0.39 | 0.37 | 0.39 |
| Serbia | 345.64 | 310.18 | 382.05 | 466.09 | 405.66 | 529.47 | 0.32 | 0.26 | 0.36 |
| Seychelles | 446.72 | 333.64 | 560.28 | 352.35 | 272.71 | 429.88 | -0.13 | -0.13 | -0.12 |
| Sierra Leone | 625.54 | 648.45 | 602.17 | 439.89 | 472.85 | 406.25 | 0.26 | 0.25 | 0.26 |
| Singapore | 62.98 | 69.77 | 56.36 | 77.49 | 86.04 | 68.64 | 0.42 | 0.37 | 0.44 |
| Slovakia | 638.55 | 553.2 | 727.94 | 454.27 | 422.47 | 487.82 | -0.15 | -0.14 | -0.16 |
| Slovenia | 344.76 | 337.83 | 352.1 | 392.45 | 395.91 | 388.92 | 0.33 | 0.31 | 0.35 |
| Solomon Islands | 354.94 | 315.97 | 391.83 | 413.82 | 410.7 | 416.83 | 0.52 | 0.67 | 0.40 |
| Somalia | 932.15 | 998.59 | 864.53 | 624.07 | 669.53 | 578.18 | -0.01 | -0.01 | -0.01 |
| South Africa | 198.62 | 237.66 | 158.66 | 238.43 | 284.7 | 190.52 | 0.14 | 0.14 | 0.13 |
| South Korea | 106.57 | 109.37 | 103.78 | 120.49 | 126.81 | 114.09 | 0.30 | 0.31 | 0.29 |
| South Sudan | 795.84 | 857.68 | 733.42 | 591.69 | 633.87 | 549.64 | 0.19 | 0.18 | 0.20 |
| Spain | 368.55 | 338.03 | 400.35 | 330.89 | 321.95 | 340.07 | 0.07 | 0.07 | 0.07 |
| Sri Lanka | 734.28 | 512.12 | 952.16 | 279.05 | 208.29 | 355.1 | -0.47 | -0.46 | -0.46 |
| Sudan | 607.72 | 617.25 | 598.26 | 472.62 | 457.92 | 487.22 | 0.51 | 0.47 | 0.56 |
| Suriname | 185.19 | 171.99 | 197.97 | 295.92 | 268.48 | 323.25 | 0.83 | 0.86 | 0.80 |
| Swaziland | 159.45 | 186.54 | 129.16 | 215.83 | 249.8 | 181.14 | -0.01 | -0.06 | 0.05 |
| Sweden | 397.29 | 384.3 | 410.59 | 301.2 | 291.09 | 311.34 | -0.09 | -0.13 | -0.05 |
| Switzerland | 594.57 | 558.9 | 631.92 | 348.17 | 337.59 | 358.98 | -0.27 | -0.29 | -0.26 |
| Syria | 194.04 | 171.32 | 216.03 | 138.88 | 124.31 | 153.09 | -0.41 | -0.22 | -0.51 |
| Taiwan | 224.17 | 210.06 | 237.26 | 229.27 | 258.42 | 200.03 | 0.01 | 0.18 | -0.16 |
| Tajikistan | 28.13 | 30.35 | 25.89 | 30.27 | 26.12 | 34.32 | 1.10 | 0.73 | 1.54 |
| Tanzania | 528.27 | 545.99 | 510.23 | 408.84 | 397.05 | 420.77 | 0.48 | 0.40 | 0.55 |
| Thailand | 396.94 | 304.35 | 491.23 | 405.55 | 359.95 | 452.47 | -0.01 | 0.20 | -0.14 |
| The Bahamas | 219.46 | 213.28 | 225.73 | 399.68 | 402.48 | 396.76 | 1.01 | 1.00 | 0.99 |
| The Gambia | 451.06 | 505.88 | 397.03 | 303.52 | 296.8 | 310.37 | 0.25 | 0.15 | 0.38 |
| Timor-Leste | 277.86 | 271.43 | 284.12 | 173.9 | 168.1 | 179.53 | 0.62 | 0.63 | 0.61 |
| Togo | 541.33 | 623.69 | 456.84 | 397.62 | 391.78 | 403.59 | 0.11 | 0.01 | 0.26 |
| Tonga | 46.19 | 36.54 | 55.6 | 59 | 51.44 | 66.51 | 0.41 | 0.63 | 0.26 |
| Trinidad and Tobago | 87.43 | 93.69 | 81.13 | 266.41 | 266.36 | 266.46 | 1.90 | 1.85 | 1.99 |
| Tunisia | 456.28 | 450.88 | 461.61 | 380.44 | 367.64 | 393.53 | 0.12 | 0.14 | 0.10 |
| Turkey | 465.3 | 438.3 | 492.96 | 343.09 | 348.22 | 337.77 | 0.40 | 0.49 | 0.31 |
| Turkmenistan | 54.24 | 57.38 | 51 | 55.01 | 52.36 | 57.76 | 0.70 | 0.62 | 0.81 |
| Uganda | 576.9 | 626.3 | 526.85 | 454.91 | 414.09 | 495.76 | 0.60 | 0.38 | 0.85 |
| Ukraine | 56.01 | 56.9 | 54.98 | 70.1 | 64 | 77.32 | 0.16 | 0.08 | 0.25 |
| United Arab Emirates | 51.9 | 46.48 | 54.71 | 61.7 | 48.42 | 66.54 | 0.49 | 0.49 | 0.48 |

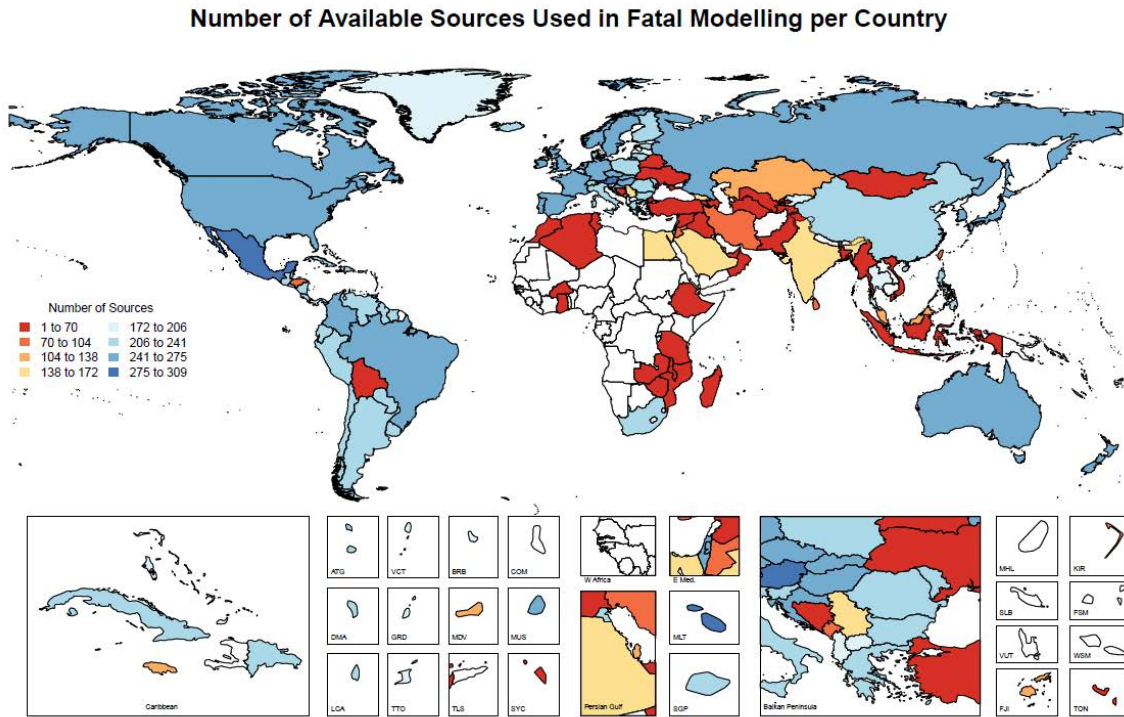
| | | | | | | | | | |
|----------------------------------|--------|--------|--------|--------|--------|--------|------|-------|-------|
| United Kingdom | 315.1 | 322.56 | 307.21 | 326.16 | 323.99 | 328.37 | 0.28 | 0.20 | 0.36 |
| United States | 309.54 | 302.07 | 317.4 | 307.41 | 302.69 | 312.29 | 0.07 | 0.03 | 0.10 |
| Uruguay | 227.48 | 210.68 | 245.32 | 390.82 | 401.16 | 379.75 | 0.93 | 1.05 | 0.79 |
| Uzbekistan | 20.63 | 20.49 | 20.77 | 37.37 | 30.4 | 44.58 | 1.43 | 1.07 | 1.78 |
| Vanuatu | 305.22 | 235.56 | 371.09 | 354.18 | 306.29 | 400.88 | 0.32 | 0.45 | 0.25 |
| Venezuela | 74.81 | 77.86 | 71.8 | 138.59 | 137.71 | 139.48 | 0.79 | 0.88 | 0.75 |
| Vietnam | 176.59 | 155.29 | 198.54 | 192.69 | 180.24 | 205.41 | 0.58 | 0.78 | 0.43 |
| Virgin Islands, U.S. | 240.39 | 212.71 | 269.7 | 570.81 | 484.56 | 665.61 | 0.78 | 0.78 | 0.78 |
| Yemen | 630.75 | 699.8 | 560.43 | 417.93 | 459.78 | 376.95 | 0.40 | 0.41 | 0.40 |
| Zambia | 538.28 | 627.59 | 447.46 | 532.13 | 453.76 | 610.73 | 0.66 | 0.27 | 1.18 |
| Zimbabwe | 246.32 | 302.4 | 189.77 | 290.64 | 310.88 | 269.8 | 0.04 | -0.10 | 0.25 |
| Peripheral artery disease | | | | | | | | | |
| Afghanistan | 2.04 | 2.02 | 2.06 | 2.45 | 2.5 | 2.4 | 0.98 | 1.14 | 0.85 |
| Albania | 5.42 | 5.71 | 5.15 | 12.63 | 12.63 | 12.64 | 1.62 | 1.55 | 1.68 |
| Algeria | 3.43 | 3.5 | 3.36 | 6.56 | 6.46 | 6.66 | 1.73 | 1.61 | 1.85 |
| American Samoa | 4.77 | 3.99 | 5.5 | 12.26 | 4.94 | 19.55 | 2.13 | 0.31 | 3.79 |
| Andorra | 40.99 | 31.85 | 50.64 | 57.8 | 45.89 | 70.21 | 0.42 | 0.48 | 0.37 |
| Angola | 3.21 | 3.53 | 2.89 | 3.88 | 4.17 | 3.58 | 1.49 | 1.35 | 1.65 |
| Antigua and Barbuda | 12.48 | 11.22 | 13.84 | 18.24 | 15.27 | 21.49 | 0.62 | 0.49 | 0.74 |
| Argentina | 12.58 | 11.26 | 13.96 | 15.06 | 15.18 | 14.93 | 0.42 | 0.54 | 0.31 |
| Armenia | 6.11 | 7.01 | 5.16 | 12.96 | 14.27 | 11.45 | 1.36 | 1.29 | 1.43 |
| Australia | 38.87 | 34.34 | 43.43 | 47.21 | 42.82 | 51.61 | 0.41 | 0.38 | 0.44 |
| Austria | 37.84 | 34.75 | 41.2 | 77.77 | 71.1 | 84.78 | 1.45 | 1.40 | 1.49 |
| Azerbaijan | 4.6 | 5.49 | 3.66 | 7.32 | 7.95 | 6.68 | 1.39 | 1.20 | 1.73 |
| Bahrain | 5.96 | 3.64 | 7.67 | 12.41 | 9.73 | 14.06 | 2.02 | 2.74 | 1.72 |
| Bangladesh | 2.81 | 2.67 | 2.94 | 4.53 | 4.42 | 4.63 | 2.74 | 3.15 | 2.41 |
| Barbados | 43.14 | 53.88 | 31.56 | 78.11 | 99.16 | 55.22 | 0.72 | 0.69 | 0.71 |
| Belarus | 11.91 | 14.29 | 9.22 | 32.74 | 29.56 | 36.43 | 1.38 | 0.94 | 2.19 |
| Belgium | 17 | 17.62 | 16.36 | 34.89 | 32.02 | 37.87 | 1.34 | 1.04 | 1.69 |
| Belize | 3.55 | 2.84 | 4.25 | 4.43 | 3.59 | 5.28 | 0.49 | 0.59 | 0.42 |
| Benin | 3.63 | 4.03 | 3.21 | 3.51 | 3.9 | 3.11 | 0.88 | 0.90 | 0.89 |
| Bermuda | 20.08 | 17.44 | 22.75 | 31.19 | 32.65 | 29.72 | 0.97 | 1.24 | 0.73 |
| Bhutan | 3.16 | 3 | 3.3 | 6.07 | 5.58 | 6.48 | 3.31 | 3.52 | 3.10 |
| Bolivia | 2.54 | 2.58 | 2.5 | 4.07 | 4.11 | 4.02 | 2.46 | 2.45 | 2.47 |
| Bosnia and Herzegovina | 8.28 | 8.85 | 7.72 | 19.78 | 20.35 | 19.21 | 1.42 | 1.25 | 1.60 |
| Botswana | 7.25 | 6.78 | 7.73 | 16.55 | 13.31 | 19.8 | 0.77 | 0.56 | 0.94 |
| Brazil | 8.37 | 7.31 | 9.44 | 23.01 | 20.97 | 25.12 | 2.47 | 2.60 | 2.36 |
| Brunei | 3.62 | 2.85 | 4.32 | 6.88 | 5.62 | 8.07 | 0.94 | 1.00 | 0.91 |
| Bulgaria | 13.15 | 13.85 | 12.43 | 25.87 | 26.74 | 24.96 | 0.92 | 0.85 | 0.99 |
| Burkina Faso | 3.57 | 3.87 | 3.25 | 3.17 | 3.8 | 2.53 | 0.66 | 0.82 | 0.48 |
| Burundi | 4.79 | 4.63 | 4.97 | 3.43 | 3.4 | 3.47 | 0.62 | 0.69 | 0.56 |
| Cambodia | 3.72 | 4.02 | 3.39 | 5.81 | 6.51 | 5.07 | 2.81 | 3.06 | 2.57 |
| Cameroon | 3.93 | 4.08 | 3.79 | 3.94 | 4.24 | 3.63 | 0.35 | 0.42 | 0.28 |
| Canada | 34.53 | 29.3 | 39.85 | 43.08 | 41.28 | 44.9 | 0.30 | 0.40 | 0.23 |
| Cape Verde | 5.9 | 6.79 | 4.92 | 8.15 | 10.67 | 5.57 | 1.14 | 1.46 | 0.75 |
| Central African Republic | 4.79 | 5.09 | 4.47 | 4.99 | 5.35 | 4.62 | 0.29 | 0.29 | 0.30 |
| Chad | 3.35 | 3.54 | 3.15 | 2.89 | 3.14 | 2.64 | 0.27 | 0.31 | 0.24 |
| Chile | 11.4 | 10.43 | 12.39 | 32.77 | 30.42 | 35.18 | 2.31 | 2.15 | 2.45 |
| China | 5.65 | 6.06 | 5.27 | 11.71 | 11.93 | 11.51 | 2.07 | 2.20 | 2.02 |
| Colombia | 3.46 | 3.49 | 3.42 | 6.37 | 6.71 | 6.01 | 1.46 | 1.38 | 1.48 |
| Comoros | 4.82 | 5.21 | 4.43 | 4.25 | 4.55 | 3.97 | 0.91 | 0.89 | 0.94 |
| Congo | 5.89 | 6.19 | 5.59 | 6.16 | 7.1 | 5.22 | 0.49 | 0.46 | 0.50 |
| Costa Rica | 3.84 | 3.47 | 4.22 | 8.49 | 7.69 | 9.28 | 1.31 | 1.30 | 1.32 |
| Cote d'Ivoire | 3.42 | 3.21 | 3.61 | 3.91 | 3.62 | 4.18 | 0.63 | 0.64 | 0.63 |
| Croatia | 12.48 | 14.32 | 10.52 | 77.3 | 71.97 | 83.02 | 5.71 | 4.21 | 7.85 |
| Cuba | 18.79 | 17.78 | 19.78 | 65.43 | 58.52 | 72.27 | 2.34 | 2.14 | 2.51 |
| Cyprus | 20.35 | 19.53 | 21.19 | 21.69 | 20.67 | 22.78 | 0.24 | 0.24 | 0.24 |
| Czech Republic | 15.3 | 16.35 | 14.18 | 46.86 | 41.92 | 51.95 | 2.81 | 2.09 | 3.70 |
| Democratic Republic of the Congo | 3.44 | 3.96 | 2.91 | 3.3 | 3.68 | 2.93 | 0.56 | 0.50 | 0.65 |
| Denmark | 63.69 | 62.55 | 64.86 | 51.56 | 53.65 | 49.44 | 0.00 | 0.04 | -0.04 |
| Djibouti | 4.13 | 4.4 | 3.86 | 7.19 | 7.06 | 7.33 | 1.44 | 1.30 | 1.63 |

| | | | | | | | | | |
|--------------------------------|-------|-------|-------|-------|-------|--------|-------|-------|-------|
| Dominica | 8.33 | 6.27 | 10.4 | 21.99 | 16.99 | 27.07 | 1.39 | 1.69 | 1.18 |
| Dominican Republic | 2.57 | 2.5 | 2.65 | 5.16 | 5.1 | 5.22 | 1.70 | 1.80 | 1.61 |
| Ecuador | 2.28 | 2.28 | 2.28 | 4.23 | 4.28 | 4.18 | 1.59 | 1.67 | 1.52 |
| Egypt | 4.69 | 5.01 | 4.37 | 5.93 | 6.29 | 5.58 | 1.19 | 1.26 | 1.13 |
| El Salvador | 2.13 | 2.16 | 2.1 | 4.26 | 4.25 | 4.28 | 1.97 | 1.91 | 2.00 |
| Equatorial Guinea | 5.7 | 6.18 | 5.25 | 8.08 | 7.2 | 8.91 | 1.71 | 1.23 | 2.26 |
| Eritrea | 2.32 | 2.71 | 1.92 | 3.38 | 3.95 | 2.82 | 1.61 | 1.56 | 1.70 |
| Estonia | 11.62 | 14.5 | 8.34 | 34.81 | 36.55 | 32.78 | 2.83 | 2.01 | 4.32 |
| Ethiopia | 3.77 | 3.62 | 3.92 | 4.38 | 4.46 | 4.31 | 2.67 | 2.85 | 2.52 |
| Federated States of Micronesia | 4.86 | 4.6 | 5.11 | 8.23 | 7.49 | 8.94 | 1.28 | 1.19 | 1.36 |
| Fiji | 3.6 | 3.58 | 3.62 | 8.47 | 9.65 | 7.32 | 1.05 | 1.26 | 0.82 |
| Finland | 38.08 | 38.81 | 37.3 | 72.71 | 75.01 | 70.34 | 1.19 | 1.15 | 1.22 |
| France | 15.93 | 17.33 | 14.46 | 29.13 | 27.85 | 30.49 | 1.03 | 0.73 | 1.41 |
| Gabon | 11.26 | 10.62 | 11.94 | 10.89 | 11.68 | 10.11 | 0.45 | 0.61 | 0.31 |
| Georgia | 9.99 | 11.67 | 8.15 | 21.49 | 20.77 | 22.28 | 1.17 | 0.92 | 1.63 |
| Germany | 25.46 | 26.34 | 24.52 | 105.5 | 89.2 | 122.35 | 3.67 | 2.82 | 4.63 |
| Ghana | 3.2 | 3.47 | 2.94 | 4.02 | 4.2 | 3.83 | 1.15 | 1.18 | 1.15 |
| Greece | 17.11 | 17.22 | 17 | 20.48 | 21.22 | 19.7 | 0.21 | 0.24 | 0.18 |
| Greenland | 18.8 | 15.29 | 21.84 | 40.38 | 31.27 | 48.29 | 2.00 | 1.92 | 2.04 |
| Grenada | 14.66 | 12.1 | 17.29 | 22.89 | 21.7 | 24.07 | 0.71 | 1.01 | 0.50 |
| Guam | 5.06 | 5.16 | 4.98 | 34.7 | 19.68 | 49.31 | 4.11 | 1.82 | 6.33 |
| Guatemala | 1.73 | 1.61 | 1.85 | 2.59 | 2.62 | 2.56 | 1.75 | 2.09 | 1.47 |
| Guinea | 3.82 | 4.02 | 3.62 | 3.68 | 3.89 | 3.46 | 0.82 | 0.88 | 0.78 |
| Guinea-Bissau | 4.22 | 4.47 | 3.97 | 3.95 | 4.22 | 3.67 | 0.45 | 0.45 | 0.45 |
| Guyana | 4.15 | 2.02 | 6.35 | 7.64 | 6.61 | 8.66 | 1.09 | 2.81 | 0.53 |
| Haiti | 3.39 | 3.1 | 3.68 | 4.46 | 4.41 | 4.51 | 1.54 | 1.70 | 1.40 |
| Honduras | 1.82 | 1.83 | 1.8 | 3.25 | 3.15 | 3.34 | 1.81 | 1.63 | 2.00 |
| Hungary | 23.39 | 19.92 | 27.14 | 71.13 | 58.78 | 84.73 | 2.90 | 2.53 | 3.25 |
| Iceland | 14.15 | 16.24 | 12.09 | 19.04 | 20.48 | 17.56 | 0.56 | 0.49 | 0.66 |
| India | 3.79 | 3.65 | 3.93 | 6.64 | 6.18 | 7.06 | 2.00 | 2.17 | 1.85 |
| Indonesia | 5.18 | 5.39 | 4.96 | 7.91 | 8.27 | 7.55 | 1.36 | 1.46 | 1.29 |
| Iran | 3.24 | 2.93 | 3.54 | 5.53 | 4.94 | 6.11 | 2.26 | 2.42 | 2.14 |
| Iraq | 4.02 | 3.84 | 4.2 | 3.67 | 3.63 | 3.71 | 0.14 | 0.28 | 0.03 |
| Ireland | 49.15 | 40.88 | 57.49 | 33.35 | 30.05 | 36.74 | -0.17 | -0.09 | -0.22 |
| Israel | 21.26 | 17.29 | 25.25 | 40.84 | 35.39 | 46.38 | 1.32 | 1.45 | 1.24 |
| Italy | 30.95 | 24.22 | 38.1 | 46.17 | 44.35 | 48.09 | 0.64 | 0.90 | 0.46 |
| Jamaica | 17.07 | 14.79 | 19.41 | 35.67 | 34.37 | 36.99 | 0.99 | 1.30 | 0.75 |
| Japan | 12.74 | 13.77 | 11.67 | 29.17 | 30.67 | 27.6 | 1.03 | 1.01 | 1.07 |
| Jordan | 3.19 | 3.12 | 3.26 | 3.69 | 3.65 | 3.73 | 0.74 | 0.82 | 0.67 |
| Kazakhstan | 9.66 | 10.31 | 8.97 | 13.23 | 12.38 | 14.14 | 0.49 | 0.37 | 0.65 |
| Kenya | 3.4 | 3.47 | 3.33 | 3.93 | 4.11 | 3.74 | 0.60 | 0.68 | 0.53 |
| Kiribati | 4.48 | 4.93 | 4.01 | 7.07 | 6.75 | 7.4 | 1.24 | 1.11 | 1.45 |
| Kuwait | 1.76 | 1.4 | 2.07 | 2.4 | 2.18 | 2.57 | 0.69 | 0.82 | 0.61 |
| Kyrgyzstan | 10.05 | 9.75 | 10.35 | 10.12 | 7.93 | 12.37 | 0.42 | 0.21 | 0.62 |
| Laos | 4.96 | 5.31 | 4.61 | 5.98 | 6.28 | 5.66 | 2.33 | 2.41 | 2.28 |
| Latvia | 12.19 | 14.83 | 9.16 | 43.19 | 42.51 | 43.97 | 3.12 | 2.24 | 4.73 |
| Lebanon | 6.13 | 5.7 | 6.58 | 8.74 | 8.44 | 9.03 | 1.48 | 1.29 | 1.66 |
| Lesotho | 10.51 | 9.52 | 11.56 | 17.4 | 16.26 | 18.56 | 0.04 | 0.04 | 0.04 |
| Liberia | 3.41 | 3.43 | 3.38 | 3.61 | 3.84 | 3.38 | 1.75 | 1.75 | 1.74 |
| Libya | 3.23 | 3.19 | 3.26 | 5.36 | 5.31 | 5.41 | 0.76 | 0.95 | 0.62 |
| Lithuania | 12.32 | 14.42 | 9.98 | 61.57 | 45.78 | 79.93 | 4.04 | 2.23 | 6.95 |
| Luxembourg | 22.43 | 21.24 | 23.67 | 25.46 | 24.31 | 26.61 | 0.62 | 0.54 | 0.70 |
| Macedonia | 7.44 | 7.57 | 7.3 | 14.29 | 14.81 | 13.75 | 1.07 | 1.11 | 1.03 |
| Madagascar | 4.91 | 4.57 | 5.25 | 4.89 | 4.94 | 4.83 | 0.88 | 1.09 | 0.70 |
| Malawi | 3.5 | 3.77 | 3.22 | 4.37 | 4.68 | 4.06 | 1.72 | 1.78 | 1.68 |
| Malaysia | 5.02 | 5 | 5.03 | 8.79 | 8.25 | 9.35 | 0.86 | 0.88 | 0.86 |
| Maldives | 5.1 | 4.74 | 5.45 | 7.8 | 7.81 | 7.78 | 3.08 | 3.62 | 2.66 |
| Mali | 4.03 | 4.17 | 3.88 | 3.1 | 3.5 | 2.69 | 0.37 | 0.48 | 0.25 |
| Malta | 21.53 | 18.79 | 24.36 | 45.84 | 43.04 | 48.67 | 1.14 | 1.30 | 1.01 |
| Marshall Islands | 3.73 | 3.38 | 4.06 | 10.97 | 8.76 | 13.11 | 2.54 | 2.08 | 2.93 |
| Mauritania | 3.7 | 4.08 | 3.31 | 4.02 | 4.59 | 3.47 | 1.01 | 1.03 | 0.99 |

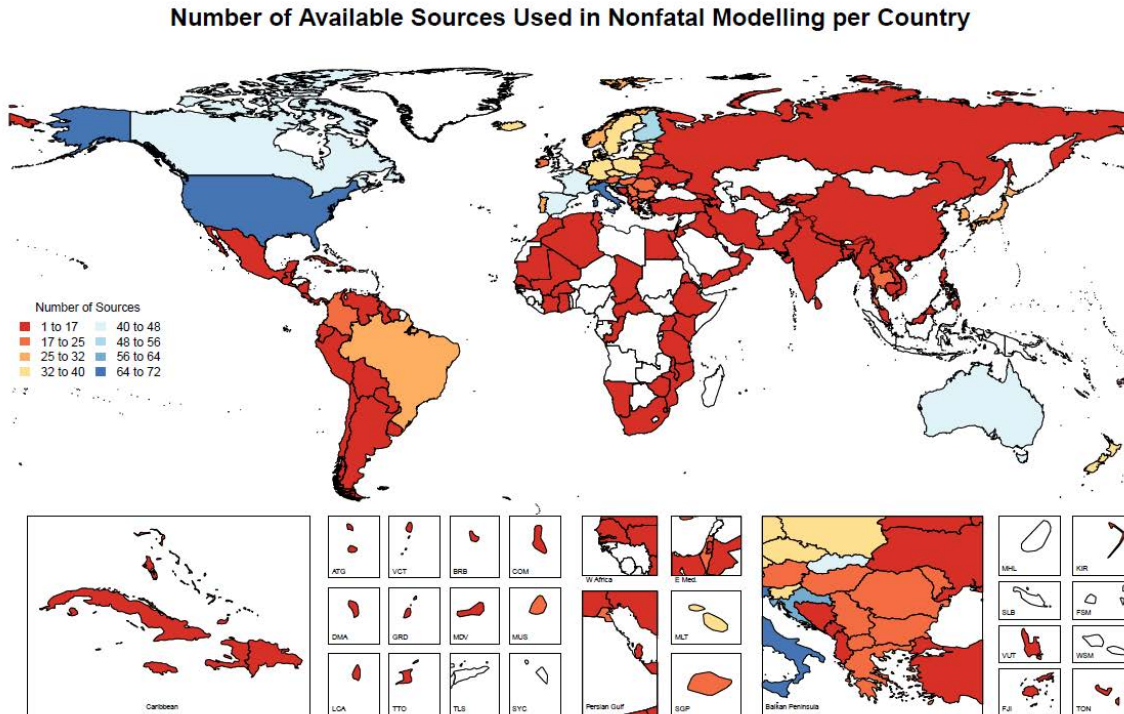
| | | | | | | | | | |
|----------------------------------|-------|-------|-------|-------|-------|-------|------|-------|-------|
| Mauritius | 7.14 | 7.67 | 6.61 | 16.75 | 17.19 | 16.3 | 1.30 | 1.15 | 1.45 |
| Mexico | 5.47 | 5.6 | 5.35 | 7.55 | 7.94 | 7.16 | 0.82 | 0.82 | 0.80 |
| Moldova | 8.09 | 9.18 | 6.9 | 27.3 | 22.04 | 32.99 | 3.11 | 1.99 | 4.71 |
| Mongolia | 5.06 | 4.57 | 5.57 | 6.57 | 5.4 | 7.76 | 0.90 | 1.01 | 0.82 |
| Montenegro | 10.89 | 12.18 | 9.58 | 18.58 | 19.52 | 17.62 | 0.65 | 0.60 | 0.73 |
| Morocco | 4.27 | 3.98 | 4.55 | 7.26 | 6.78 | 7.75 | 1.56 | 1.56 | 1.57 |
| Mozambique | 4.13 | 4.43 | 3.8 | 5.02 | 5.19 | 4.84 | 1.25 | 1.15 | 1.38 |
| Myanmar | 5.88 | 6.38 | 5.36 | 8.88 | 9.63 | 8.08 | 1.66 | 1.86 | 1.50 |
| Namibia | 9.28 | 8.2 | 10.41 | 11.97 | 10.44 | 13.6 | 0.51 | 0.53 | 0.49 |
| Nepal | 3.45 | 3.78 | 3.11 | 5.91 | 5.66 | 6.18 | 2.92 | 2.67 | 3.24 |
| Netherlands | 18.52 | 17.99 | 19.06 | 58.4 | 51.72 | 65.18 | 2.44 | 2.03 | 2.84 |
| New Zealand | 35.86 | 31.02 | 40.84 | 35.51 | 35.39 | 35.64 | 0.18 | 0.29 | 0.10 |
| Nicaragua | 1.75 | 1.82 | 1.69 | 3.17 | 3.27 | 3.07 | 2.22 | 2.24 | 2.21 |
| Niger | 2.72 | 2.81 | 2.62 | 3.07 | 3.09 | 3.05 | 1.64 | 1.58 | 1.73 |
| Nigeria | 3.38 | 3.57 | 3.19 | 3.49 | 3.69 | 3.3 | 0.88 | 0.92 | 0.85 |
| North Korea | 4.76 | 6.36 | 3.06 | 9.19 | 11.73 | 6.53 | 1.05 | 1.04 | 1.19 |
| Northern Mariana Islands | 3.47 | 3.31 | 3.61 | 11.19 | 10.23 | 12.15 | 3.06 | 3.21 | 2.94 |
| Norway | 16.4 | 16.21 | 16.59 | 32.19 | 30.85 | 33.51 | 1.57 | 1.32 | 1.81 |
| Oman | 2.23 | 2.55 | 1.97 | 3.17 | 3.36 | 3.07 | 1.42 | 1.37 | 1.59 |
| Pakistan | 4.14 | 3.57 | 4.66 | 5.79 | 5.23 | 6.32 | 1.11 | 1.32 | 0.95 |
| Palestine | 2.22 | 2.34 | 2.11 | 3.14 | 3.2 | 3.09 | 1.15 | 1.18 | 1.15 |
| Panama | 9.51 | 7.47 | 11.5 | 12.84 | 11.79 | 13.88 | 0.43 | 0.69 | 0.26 |
| Papua New Guinea | 2.81 | 2.8 | 2.83 | 4.66 | 4.29 | 5.01 | 1.27 | 1.07 | 1.47 |
| Paraguay | 2.9 | 3.07 | 2.73 | 7.09 | 6.48 | 7.69 | 1.62 | 1.39 | 1.88 |
| Peru | 2.33 | 2.35 | 2.31 | 4.13 | 4.23 | 4.03 | 2.65 | 2.62 | 2.67 |
| Philippines | 4.41 | 4.62 | 4.2 | 7.74 | 7.55 | 7.92 | 1.42 | 1.26 | 1.60 |
| Poland | 59.56 | 37.6 | 82.65 | 74.07 | 57.44 | 91.96 | 0.44 | 0.74 | 0.30 |
| Portugal | 30.08 | 26.43 | 34 | 62.85 | 55.62 | 70.57 | 1.52 | 1.46 | 1.57 |
| Puerto Rico | 16.34 | 15.82 | 16.89 | 36.96 | 37.99 | 35.86 | 1.43 | 1.35 | 1.45 |
| Qatar | 2.23 | 2.05 | 2.32 | 2.14 | 1.9 | 2.23 | 0.32 | 0.26 | 0.34 |
| Romania | 30.42 | 19.9 | 41.25 | 49.77 | 34.63 | 65.89 | 0.71 | 0.85 | 0.65 |
| Russia | 10.22 | 13.22 | 6.81 | 79.57 | 64.68 | 97.05 | 6.27 | 3.78 | 11.76 |
| Rwanda | 3.35 | 3.48 | 3.22 | 4.02 | 4.28 | 3.74 | 1.83 | 1.94 | 1.70 |
| Saint Lucia | 14.24 | 14.42 | 14.06 | 28.36 | 33.12 | 23.41 | 1.36 | 1.71 | 0.97 |
| Saint Vincent and the Grenadines | 8.5 | 14.09 | 2.85 | 13.3 | 11.93 | 14.64 | 0.58 | -0.09 | 3.94 |
| Samoa | 5.42 | 5.33 | 5.51 | 11.69 | 10.88 | 12.46 | 1.51 | 1.08 | 1.93 |
| Sao Tome and Principe | 5.78 | 6.03 | 5.51 | 4.59 | 5.27 | 3.9 | 0.43 | 0.56 | 0.30 |
| Saudi Arabia | 2.69 | 2.96 | 2.47 | 3.54 | 3.63 | 3.47 | 1.30 | 1.31 | 1.31 |
| Senegal | 3.37 | 3.53 | 3.22 | 3.56 | 3.98 | 3.13 | 1.10 | 1.26 | 0.95 |
| Serbia | 12.41 | 12.28 | 12.53 | 23.76 | 24.18 | 23.31 | 0.87 | 0.90 | 0.83 |
| Seychelles | 10.34 | 11.65 | 9.03 | 13.4 | 14.86 | 11.97 | 0.44 | 0.36 | 0.52 |
| Sierra Leone | 3.68 | 3.51 | 3.85 | 3.43 | 3.5 | 3.35 | 0.67 | 0.72 | 0.63 |
| Singapore | 7.6 | 8.65 | 6.57 | 26.11 | 28 | 24.16 | 2.98 | 2.62 | 3.38 |
| Slovakia | 11.6 | 11.97 | 11.21 | 27.66 | 26.16 | 29.24 | 1.86 | 1.47 | 2.28 |
| Slovenia | 12.08 | 13.69 | 10.38 | 21.46 | 23.51 | 19.38 | 1.08 | 0.93 | 1.27 |
| Solomon Islands | 3.4 | 2.91 | 3.86 | 5.54 | 4.39 | 6.65 | 1.13 | 0.95 | 1.27 |
| Somalia | 4.69 | 5 | 4.37 | 3.96 | 4.2 | 3.72 | 0.27 | 0.26 | 0.28 |
| South Africa | 21.58 | 18.52 | 24.72 | 39.93 | 31.44 | 48.71 | 0.76 | 0.62 | 0.86 |
| South Korea | 7.18 | 5.88 | 8.48 | 14.13 | 14.38 | 13.88 | 1.26 | 1.75 | 0.91 |
| South Sudan | 4.22 | 4.37 | 4.07 | 4.95 | 5.05 | 4.86 | 0.93 | 0.91 | 0.96 |
| Spain | 21.71 | 20.34 | 23.14 | 40.9 | 38.12 | 43.76 | 1.25 | 1.10 | 1.39 |
| Sri Lanka | 7.74 | 7.22 | 8.25 | 13.79 | 13.76 | 13.83 | 1.52 | 1.56 | 1.42 |
| Sudan | 2.67 | 2.64 | 2.7 | 3.25 | 3.23 | 3.28 | 1.37 | 1.43 | 1.33 |
| Suriname | 3.04 | 2.44 | 3.62 | 4.76 | 4.17 | 5.36 | 0.79 | 1.04 | 0.63 |
| Swaziland | 8.93 | 6.8 | 11.31 | 16.52 | 13.71 | 19.4 | 0.36 | 0.43 | 0.29 |
| Sweden | 35.36 | 35.93 | 34.77 | 41.7 | 42.41 | 40.99 | 0.42 | 0.35 | 0.48 |
| Switzerland | 39.16 | 34.14 | 44.41 | 34.48 | 30.93 | 38.11 | 0.09 | 0.06 | 0.13 |
| Syria | 3.3 | 3.1 | 3.5 | 4.81 | 4.76 | 4.86 | 0.21 | 0.65 | -0.03 |
| Taiwan | 6.41 | 6.35 | 6.46 | 13.07 | 14.01 | 12.12 | 1.02 | 1.12 | 0.89 |
| Tajikistan | 4.08 | 4.51 | 3.63 | 3.81 | 3.59 | 4.03 | 0.83 | 0.59 | 1.13 |
| Tanzania | 4.23 | 4.29 | 4.17 | 5.04 | 4.89 | 5.2 | 1.29 | 1.23 | 1.37 |

| | | | | | | | | | |
|----------------------|-------|-------|-------|-------|-------|-------|-------|-------|-------|
| Thailand | 6.42 | 6.72 | 6.12 | 15.3 | 15.96 | 14.62 | 1.32 | 1.42 | 1.24 |
| The Bahamas | 11.68 | 9.15 | 14.24 | 25.73 | 26.47 | 24.97 | 1.43 | 2.06 | 0.99 |
| The Gambia | 3.06 | 2.83 | 3.28 | 2.96 | 2.87 | 3.04 | 0.79 | 0.98 | 0.63 |
| Timor-Leste | 2.54 | 2.67 | 2.41 | 6.23 | 6.55 | 5.91 | 5.39 | 5.51 | 5.29 |
| Togo | 3.22 | 3.45 | 3 | 3.24 | 3.49 | 2.98 | 0.53 | 0.64 | 0.44 |
| Tonga | 6.08 | 6.2 | 5.96 | 11.2 | 10.97 | 11.43 | 1.03 | 1.05 | 1.02 |
| Trinidad and Tobago | 10.52 | 8.99 | 12.07 | 20.44 | 21.59 | 19.26 | 0.85 | 1.41 | 0.45 |
| Tunisia | 5.13 | 4.61 | 5.65 | 8.98 | 8.63 | 9.34 | 1.35 | 1.63 | 1.13 |
| Turkey | 13.75 | 10.07 | 17.53 | 17.04 | 13.8 | 20.4 | 1.35 | 1.57 | 1.23 |
| Turkmenistan | 4.53 | 5.09 | 3.96 | 7.61 | 6.72 | 8.53 | 1.81 | 1.34 | 2.44 |
| Uganda | 3.65 | 3.57 | 3.72 | 3.7 | 3.56 | 3.84 | 1.07 | 1.10 | 1.06 |
| Ukraine | 13.75 | 16.55 | 10.48 | 29.56 | 28.81 | 30.45 | 0.99 | 0.68 | 1.60 |
| United Arab Emirates | 1.62 | 1.61 | 1.62 | 2.18 | 1.47 | 2.44 | 0.69 | 0.30 | 0.84 |
| United Kingdom | 64.98 | 61.29 | 68.89 | 55.83 | 58.91 | 52.67 | 0.06 | 0.15 | -0.03 |
| United States | 31.48 | 30.25 | 32.78 | 46.07 | 44.38 | 47.82 | 0.57 | 0.51 | 0.63 |
| Uruguay | 14.84 | 14.07 | 15.66 | 16.27 | 18.05 | 14.36 | 0.23 | 0.38 | 0.06 |
| Uzbekistan | 4.31 | 5.02 | 3.59 | 5.65 | 6.05 | 5.23 | 0.75 | 0.68 | 0.89 |
| Vanuatu | 4.7 | 3.88 | 5.47 | 6.53 | 5.54 | 7.49 | 0.59 | 0.60 | 0.59 |
| Venezuela | 4.09 | 4.4 | 3.78 | 6.39 | 7.14 | 5.64 | 0.51 | 0.73 | 0.34 |
| Vietnam | 7.3 | 8.52 | 6.04 | 10.65 | 12.4 | 8.85 | 1.12 | 1.25 | 1.04 |
| Virgin Islands, U.S. | 9.3 | 5.35 | 13.47 | 46.94 | 60.38 | 32.17 | 2.78 | 7.85 | 0.72 |
| Yemen | 2.35 | 2.55 | 2.14 | 2.78 | 2.81 | 2.76 | 1.52 | 1.37 | 1.71 |
| Zambia | 3.78 | 4.11 | 3.44 | 4.73 | 4.81 | 4.64 | 1.11 | 1.08 | 1.18 |
| Zimbabwe | 4.01 | 4.14 | 3.87 | 4.16 | 4.18 | 4.14 | -0.08 | -0.11 | -0.05 |

eFigure 1a.

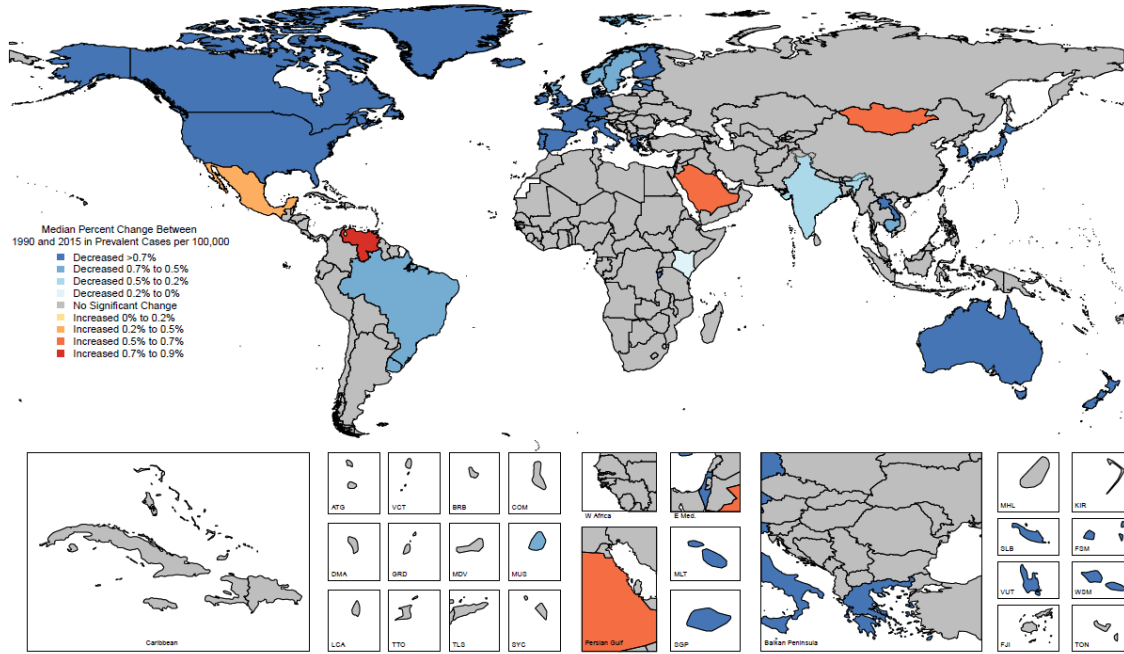


eFigure 1b.



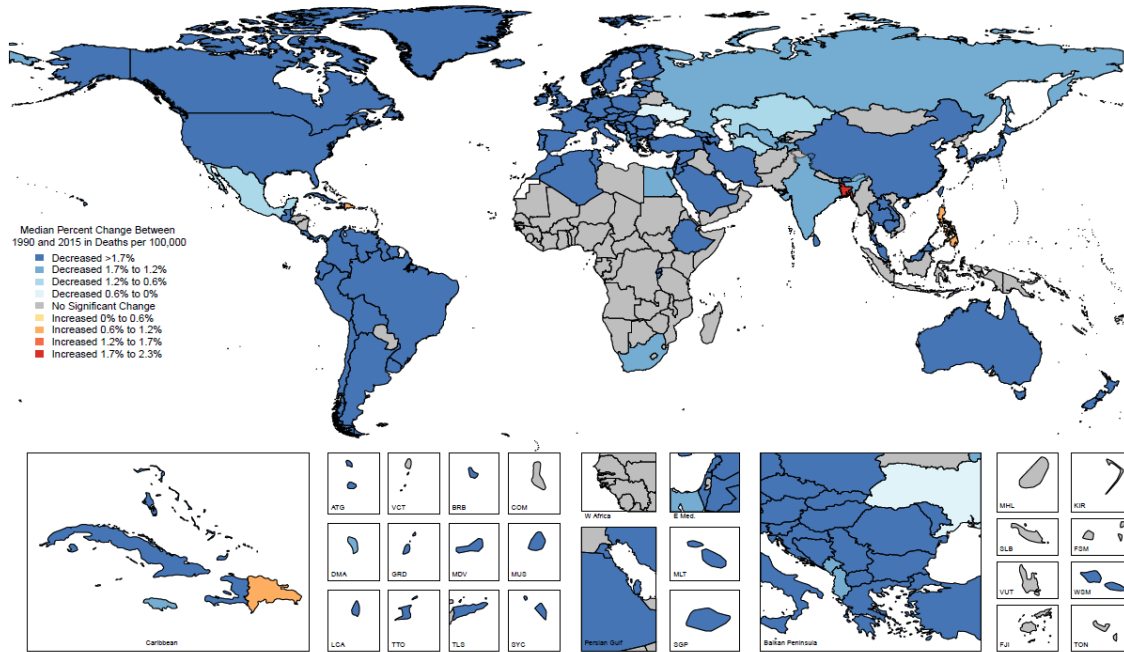
eFigure 2a.

All Cardiovascular Disease: Age-Standardized Median Percent Change in Prevalent Cases per 100,000 Persons, Both Sexes, 1990–2015



eFigure 2b.

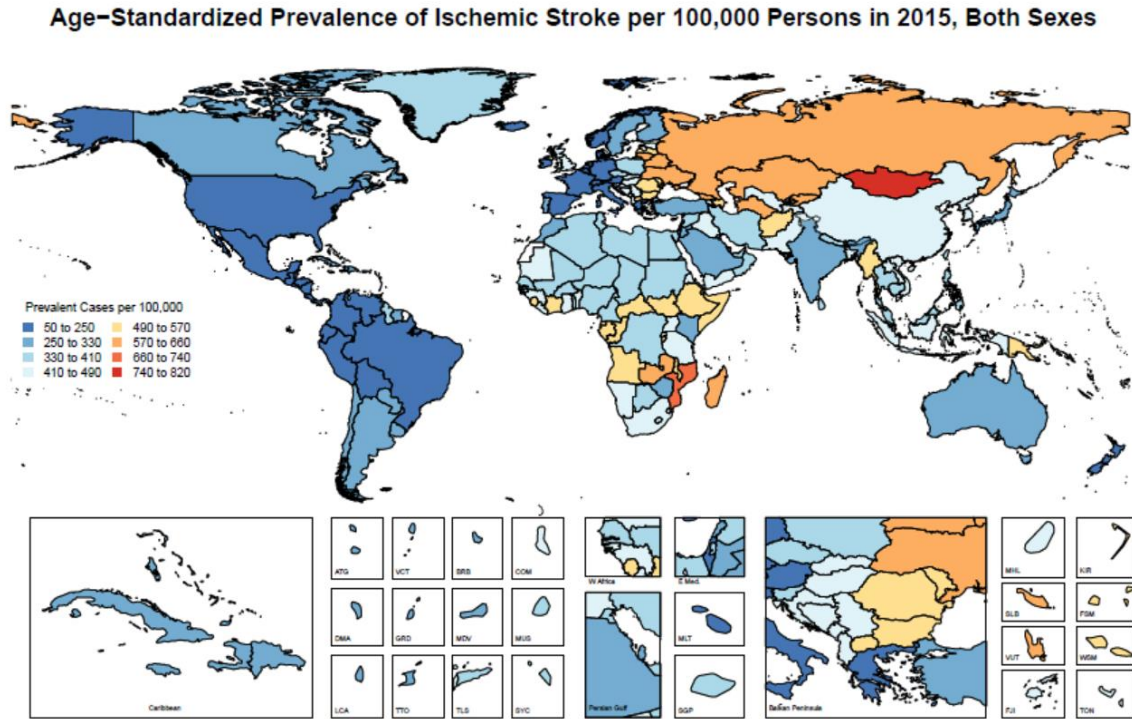
All Cardiovascular Disease: Age-Standardized Median Percent Change in Deaths per 100,000 Persons, Both Sexes, 1990–2015



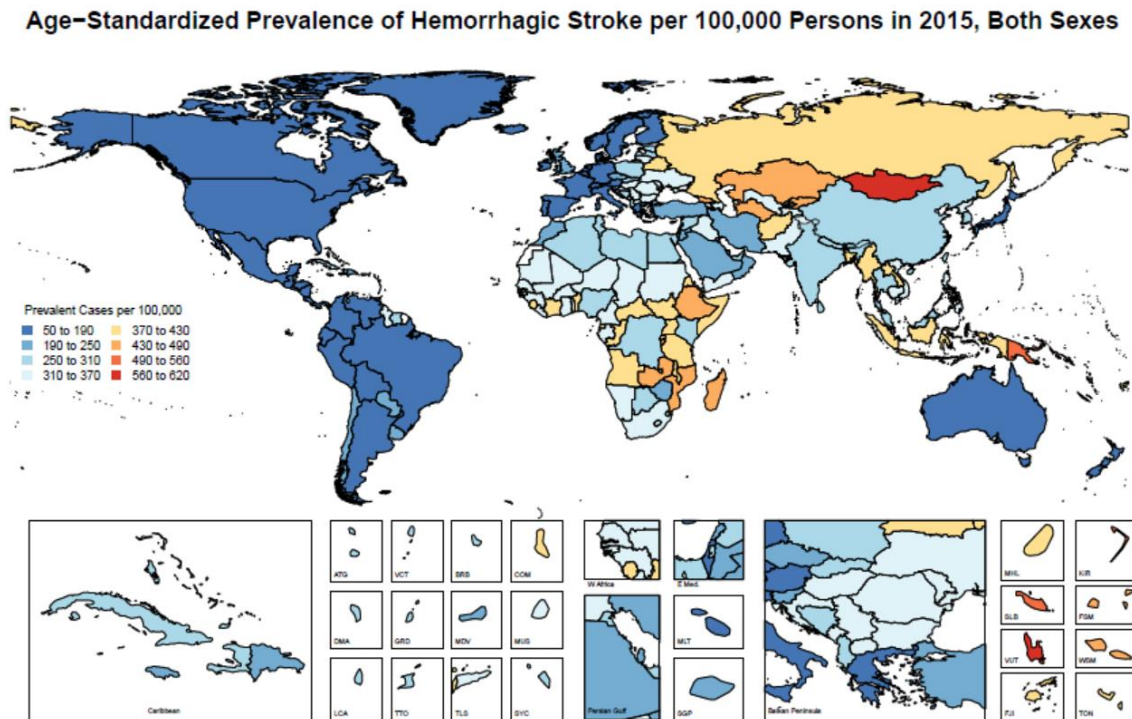
eFigure 3. Rankings of Cardiovascular Disease Subcauses by Age-Standardized DALYs, Both Sexes, 2015

| | Global | Central Asia | Eastern Europe | Central Europe | Western Europe | High-income North America | High-income Asia Pacific | Australasia | Southern Latin America | Andean Latin America | Central Latin America | Tropical Latin America | Caribbean | Oceania | East Asia | Southeast Asia | South Asia | North Africa and Middle East | Central Sub-Saharan Africa | Eastern Sub-Saharan Africa | Southern Sub-Saharan Africa | Western Sub-Saharan Africa |
|-----------------------------------------------|--------|--------------|----------------|----------------|----------------|---------------------------|--------------------------|-------------|------------------------|----------------------|-----------------------|------------------------|-----------|---------|-----------|----------------|------------|------------------------------|----------------------------|----------------------------|-----------------------------|----------------------------|
| Ischemic heart disease | 1 | 1 | 1 | 1 | 1 | 1 | 1 | 1 | 1 | 1 | 1 | 1 | 1 | 1 | 1 | 1 | 1 | 1 | 1 | 1 | 1 | 1 |
| Hemorrhagic and other stroke | 2 | 2 | 3 | 3 | 2 | 3 | 2 | 2 | 2 | 2 | 2 | 2 | 2 | 2 | 2 | 2 | 2 | 2 | 2 | 2 | 2 | 2 |
| Ischemic stroke | 3 | 3 | 2 | 2 | 3 | 2 | 3 | 3 | 3 | 3 | 3 | 3 | 3 | 3 | 3 | 3 | 3 | 3 | 3 | 4 | 3 | 3 |
| Hypertensive heart disease | 4 | 4 | 5 | 6 | 7 | 5 | 7 | 9 | 5 | 5 | 5 | 6 | 4 | 4 | 4 | 4 | 4 | 5 | 4 | 5 | 4 | 5 |
| Other cardiovascular and circulatory diseases | 5 | 6 | 6 | 5 | 4 | 4 | 4 | 4 | 4 | 4 | 4 | 4 | 5 | 5 | 5 | 5 | 8 | 4 | 5 | 3 | 5 | 4 |
| Rheumatic heart disease | 6 | 5 | 9 | 9 | 10 | 9 | 9 | 10 | 8 | 8 | 10 | 9 | 7 | 6 | 6 | 6 | 5 | 7 | 6 | 6 | 7 | 6 |
| Cardiomyopathy and myocarditis | 7 | 7 | 4 | 4 | 6 | 6 | 6 | 5 | 6 | 6 | 6 | 5 | 6 | 7 | 7 | 7 | 7 | 6 | 7 | 7 | 6 | 7 |
| Atrial fibrillation and flutter | 8 | 8 | 7 | 7 | 5 | 7 | 8 | 6 | 9 | 7 | 7 | 8 | 9 | 10 | 8 | 8 | 6 | 9 | 10 | 10 | 11 | 9 |
| Aortic aneurysm | 9 | 9 | 8 | 8 | 8 | 8 | 5 | 7 | 7 | 10 | 8 | 7 | 8 | 9 | 9 | 10 | 9 | 10 | 9 | 9 | 8 | 10 |
| Endocarditis | 10 | 10 | 11 | 11 | 11 | 11 | 10 | 11 | 10 | 9 | 9 | 10 | 10 | 8 | 11 | 9 | 10 | 8 | 8 | 8 | 10 | 8 |
| Peripheral artery disease | 11 | 11 | 10 | 10 | 9 | 10 | 11 | 8 | 11 | 11 | 11 | 11 | 11 | 11 | 10 | 11 | 11 | 11 | 11 | 11 | 9 | 11 |

eFigure 5c.

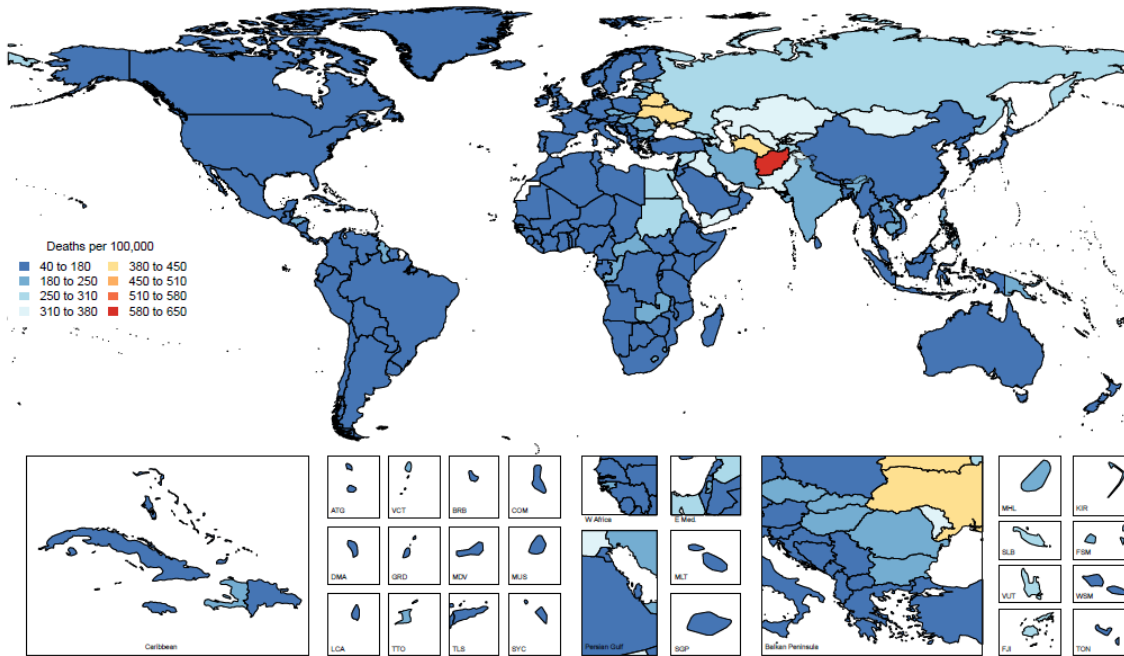


eFigure 5d.



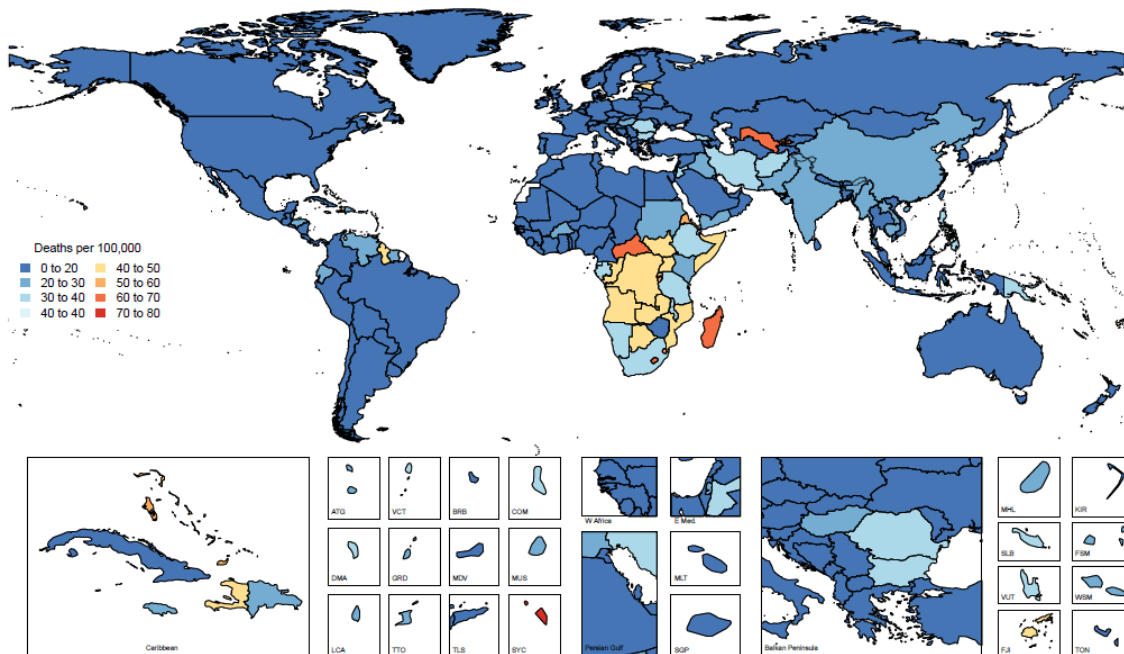
eFigure 6a.

Age-Standardized Deaths due to Ischemic Heart Disease per 100,000 Persons in 2015, Both Sexes



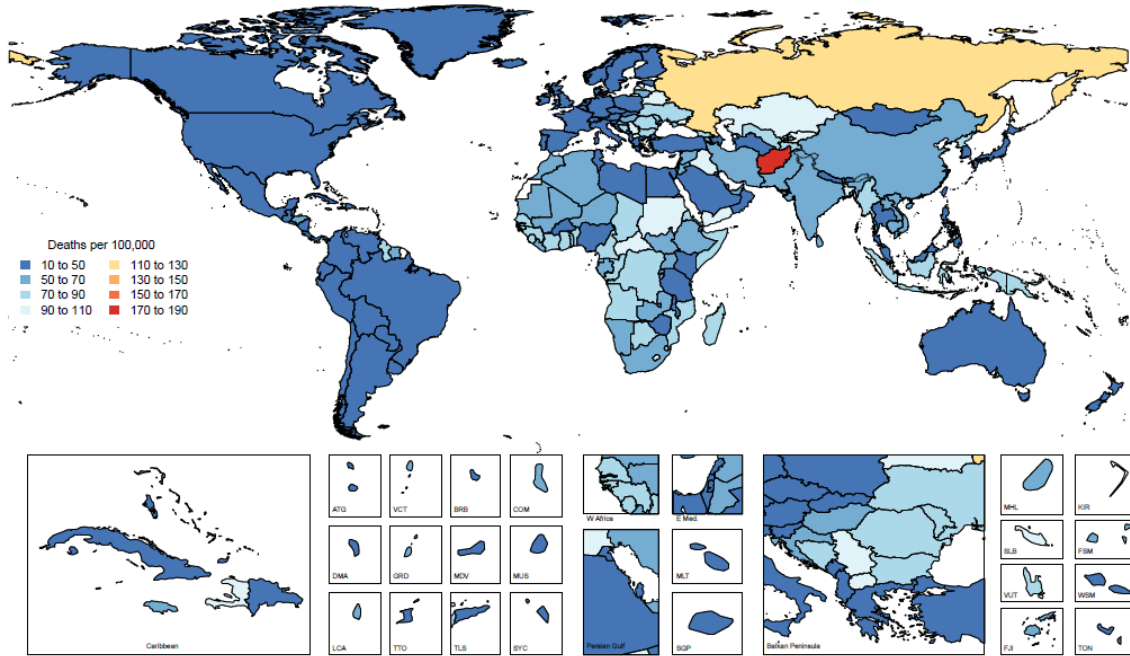
eFigure 6b.

Age-Standardized Deaths due to Hypertensive Heart Disease per 100,000 Persons in 2015, Both Sexes



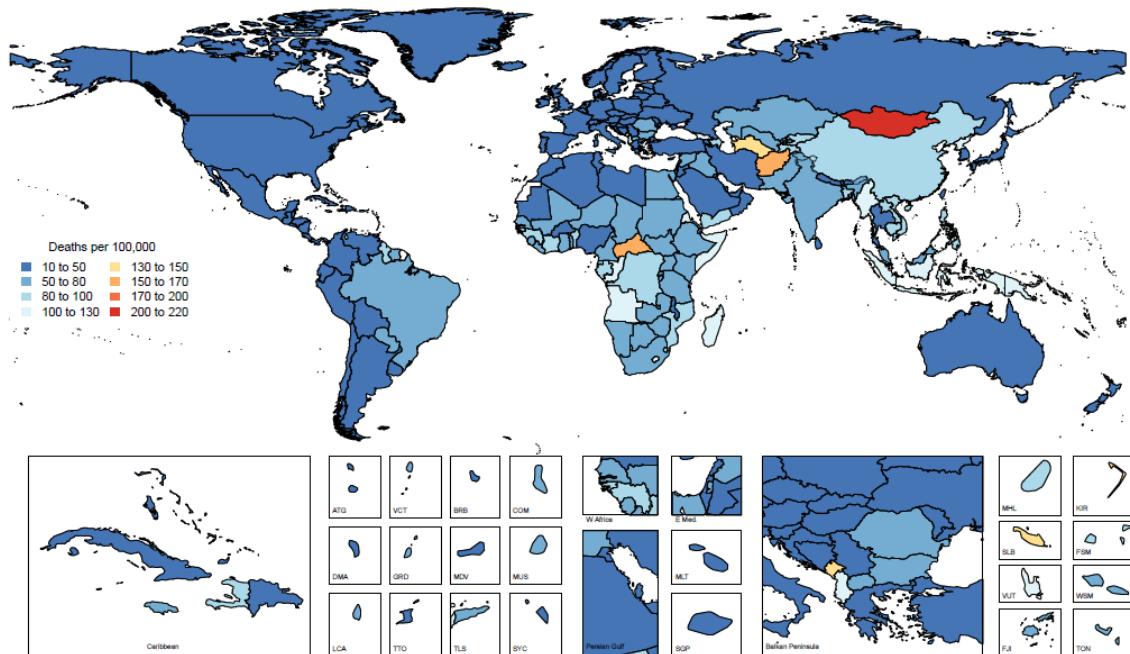
eFigure 6c.

Age-Standardized Deaths due to Ischemic Stroke per 100,000 Persons in 2015, Both Sexes

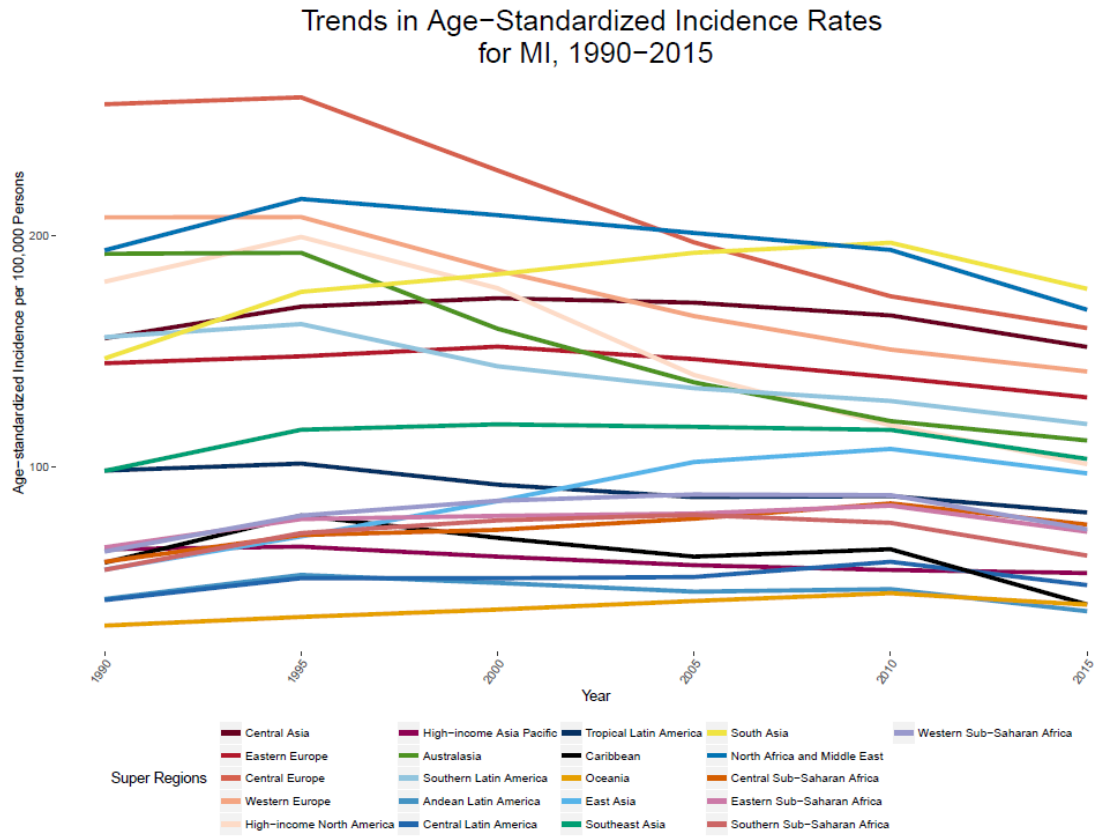


eFigure 6d.

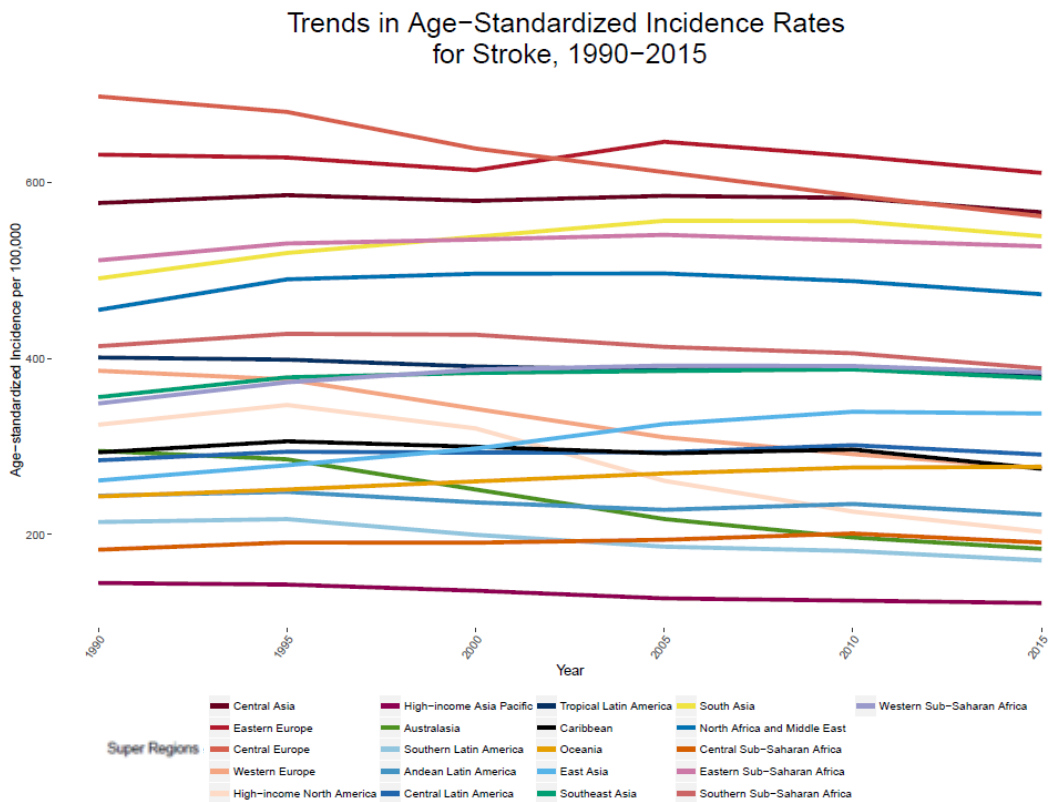
Age-Standardized Deaths due to Hemorrhagic Stroke per 100,000 Persons in 2015, Both Sexes



eFigure 7a.

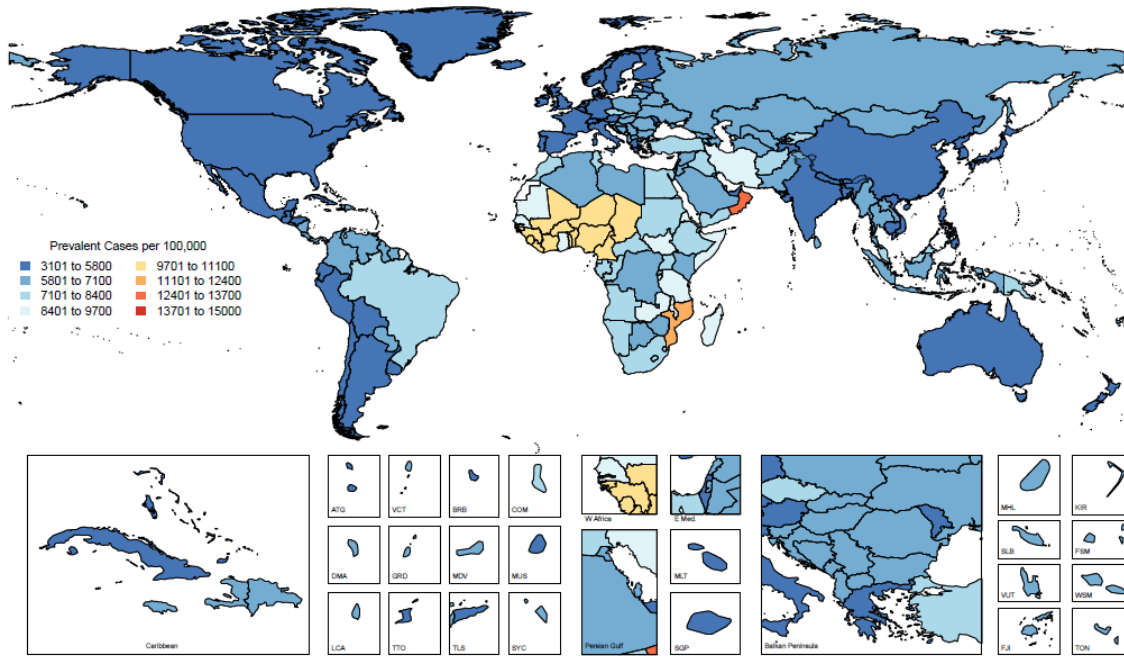


eFigure 7b.



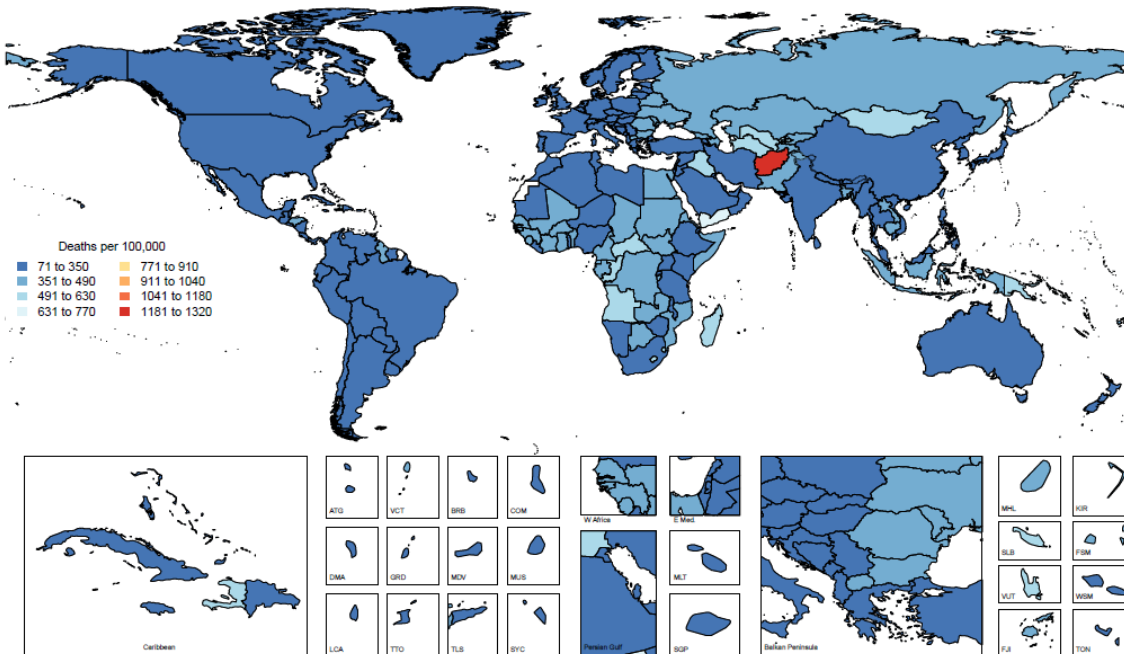
eFigure 8a.

Age-Standardized Prevalence of All Cardiovascular Disease per 100,000 Persons in 2015, Females



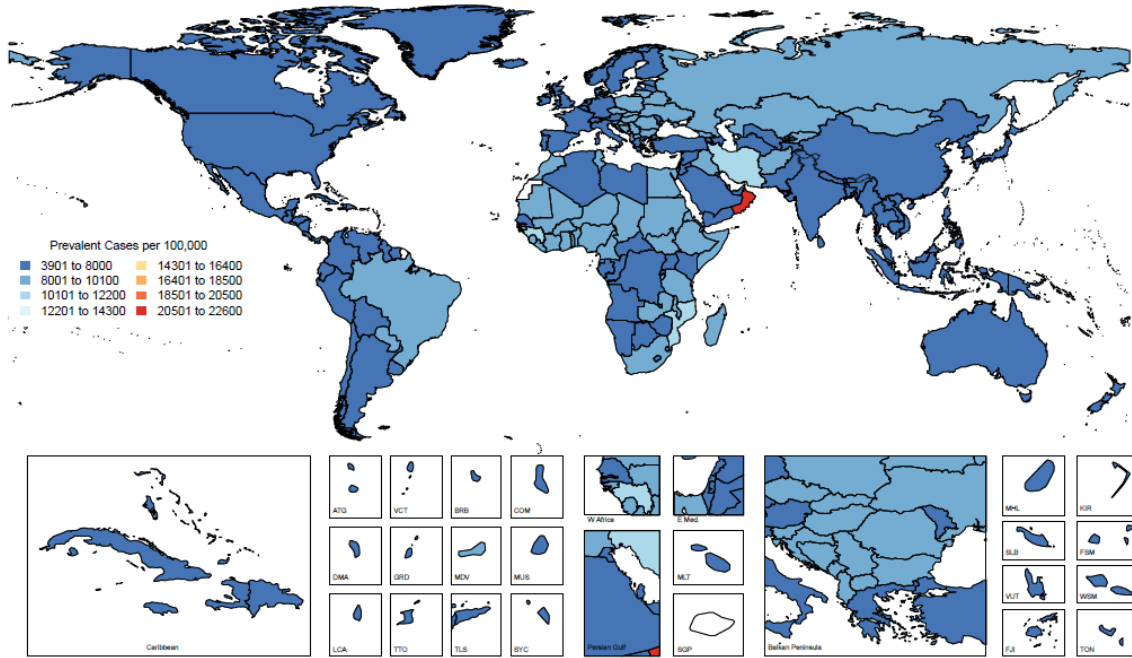
eFigure 8b.

Age-Standardized All Cardiovascular Disease, Deaths per 100,000 Persons in 2015, Females



eFigure 9a.

Age-Standardized Prevalence of All Cardiovascular Disease per 100,000 Persons in 2015, Males



eFigure 9b.

Age-Standardized All Cardiovascular Disease, Deaths per 100,000 Persons in 2015, Males

