

Supplementary Information

Linear Scaling Relationships and Volcano Plots in Homogeneous Catalysis – Revisiting the Suzuki Reaction

Michael Busch, Matthew D. Wodrich, and Clémence Corminboeuf

Linear Scaling Relations and Volcano Plots

Volcano plots summarize the relative activity of a candidate catalyst with respect to a descriptor. It is important to emphasize that in principle any quantity related to the activity of the candidate catalysts may be used. This includes but is not restricted to the energetics of reaction steps or an intermediate's free energy relative to the resting state. In the present case the stability of intermediate **3** $\Delta G_{RRS}(\mathbf{3})$ has been chosen as it comprises the central precursor for the transmetallation step. Since a purely thermodynamic perspective on the Suzuki coupling is employed the thermodynamically least favorable step is used to describe the relative activity of the candidate catalysts. This potential determining step $\Delta G(pds)$ is given by:

$$\Delta G(pds) = \max[\Delta G_{Rxn}(\mathbf{A}), \Delta G_{Rxn}(\mathbf{B}), \Delta G_{Rxn}(\mathbf{C}), \Delta G_{Rxn}(\mathbf{D}), \Delta G_{Rxn}(\mathbf{E}), \Delta G_{Rxn}(\mathbf{F})] \quad (\text{Equation S1})$$

where Rxns **A-F** are defined in Figure 1 of the manuscript. A central part of any volcano plot is the comparison of the computed reaction energies and their relative position in the volcano as indicated by the different slopes (see lines in figures 4 and 5 in the paper). These slopes summarize the theoretical energetics of the potential determining step and are obtained purely from linear scaling relationships.

Linear scaling relations are derived assuming the reactants as reference states

$$G(\mathbf{1}) = G(\text{CH}_2\text{CHBr}) = G(\text{NaOtBu}) = G([\text{(CH}_2\text{CH)B(OH)}_2\text{OtBu}]^-) = 0 \text{ kcal/mol} \quad (\text{Equation S2})$$

while the energy of product 1,3-Butadiene formed corresponds to the energy of the total reaction.

$$\Delta G(1,3\text{-Butadiene}) = -68 \text{ kcal/mol} \quad (\text{Equation S3})$$

The energetics for the conversion of NaOtBu into NaBr during ligand exchange (Reaction **C**) and of $[(\text{CH}_2\text{CH)B(OH)}_2\text{OtBu}]^-$ into $[\text{B(OH)}_2(\text{OtBu})_2]^-$ during the transmetallation step (Reaction **D**) are taken from DFT calculations. Based on these assumptions the following sets of scaling relations between the free energies of key intermediates relative to the resting state (ΔG_{RRS}) were obtained for the Suzuki coupling (see Figure 3 in the paper):

$$\Delta G_{RRS}(\mathbf{2}) = \Delta G_{RRS}(\mathbf{3}) + 3 \text{ kcal/mol} \quad (\text{Equation S4})$$

$$\Delta G_{RRS}(\mathbf{3}) = \Delta G_{RRS}(\mathbf{3}) \quad (\text{Equation S5})$$

$$\Delta G_{RRS}(\mathbf{4}) = \Delta G_{RRS}(\mathbf{3}) - 1 \text{ kcal/mol} \quad (\text{Equation S6})$$

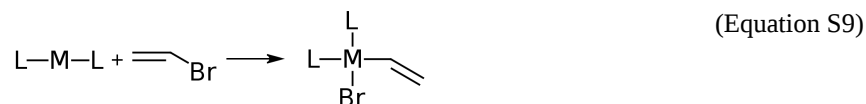
$$\Delta G_{RRS}(\mathbf{5}) = \Delta G_{RRS}(\mathbf{3}) - 16 \text{ kcal/mol} \quad (\text{Equation S7})$$

$$\Delta G_{RRS}(6) = \Delta G_{RRS}(3) - 17kcal/mol \quad (\text{Equation S8})$$

Having established scaling relations between the key intermediates the theoretical reaction energies can be calculated as follows:

1. Reaction A: Oxidative Addition

The first reaction step of the Suzuki coupling comprises the oxidative addition of CH_2CHBr to the catalyst:



According to reaction S9 the theoretical reaction free energy ΔG_{theo} for this reaction is given by:

$$-\Delta G_{\text{theo}}(\mathbf{A}) = -[\Delta G_{RRS}(\mathbf{2}) - (G(\mathbf{1}) + G(\text{EtBr}))] \quad (\text{Equation S10})$$

Taking $\Delta G_{RRS}(\mathbf{2})$ from equation S4 and $G(\mathbf{1})$ and $G(\text{CH}_2\text{CHBr})$ from equation S2 one obtains:

$$-\Delta G_{\text{theo}}(\mathbf{A}) = -\Delta G_{RRS}(\mathbf{3}) - 3kcal/mol \quad (\text{Equation S11})$$

2. Reaction B: cis-trans Isomerization

The isomerization from cis to trans corresponds to:



Accordingly the reaction free energy is given by:

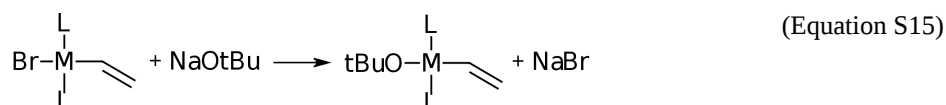
$$-\Delta G_{\text{theo}}(\mathbf{B}) = -[\Delta G_{RRS}(\mathbf{3}) - \Delta G_{RRS}(\mathbf{2})] \quad (\text{Equation S13})$$

With the scaling relations for intermediate **2** (equation S4) and **3** (equation S5) one obtains:

$$-\Delta G_{\text{theo}}(\mathbf{B}) = 3kcal/mol \quad (\text{Equation S14})$$

3. Reaction C: Ligand Exchange

Exchange of a Br ligand for a OtBu group is modeled with respect to “molecular” NaBr and NaOtBu.



The reaction free energy is thus given by the scaling relations of the involved intermediates as these already include the conversion of NaOtBu to NaBr.

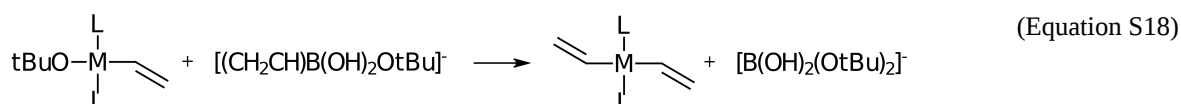
$$-\Delta G_{\text{theo}}(\mathbf{C}) = -[\Delta G_{RRS}(\mathbf{4}) - \Delta G_{RRS}(\mathbf{3})] \quad (\text{Equation S16})$$

Inserting the relevant scaling relations from equations S5 and S6 one obtains:

$$-\Delta G_{\text{theo}}(\mathbf{C}) = 1kcal/mol \quad (\text{Equation S17})$$

4. Reaction D: Transmetalation

Ligand exchange is followed by transmetalation:



The reaction free energies for this central reaction step are given by:


$$-\Delta G_{theo}(\mathbf{D}) = -[\Delta G_{RRS}(\mathbf{5}) - \Delta G_{RRS}(\mathbf{4})] \quad (\text{Equation S19})$$

Taking the linear scaling relations for the intermediates **4** and **5** from equations S6 and S7 one obtains:

$$-\Delta G_{theo}(\mathbf{D}) = 15 \text{ kcal/mol} \quad (\text{Equation S20})$$

5. Reaction E: trans-cis Isomerization

The second isomerization step corresponds to:



Accordingly the theoretical reaction free energy is given by:

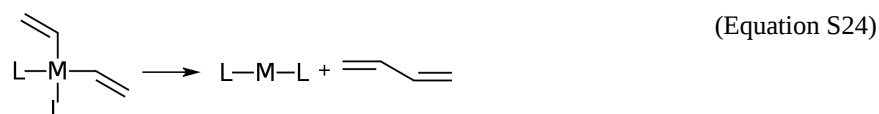
$$-\Delta G_{theo}(\mathbf{E}) = -[\Delta G_{RRS}(\mathbf{6}) - \Delta G_{RRS}(\mathbf{5})] \quad (\text{Equation S22})$$

With the relevant scaling relations of the intermediates **5** (equation S7) and **6** (equation S8) one obtains:

$$-\Delta G_{theo}(\mathbf{E}) = 1 \text{ kcal/mol} \quad (\text{Equation S23})$$

6. Reaction F: Reductive Elimination

The final reaction step corresponds to the reductive elimination of the 1,3-Butadiene formed as product.



Accordingly the theoretical reaction free energy of the final step is given by:

$$-\Delta G_{theo}(\mathbf{F}) = -[(\Delta G_{RRS}(\mathbf{1}) + \Delta G(1,3 - \text{Butadiene})) - \Delta G_{RRS}(\mathbf{6})] \quad (\text{Equation S25})$$

Taking the scaling relation for intermediate **6** from equation 8, the relative energies of the reactant **1** from equation 2 and 1,3-Butadiene from equation 3 the theoretical reaction free energy is given by:

$$-\Delta G_{theo}(\mathbf{F}) = \Delta G_{RRS}(\mathbf{3}) + 51 \text{ kcal/mol} \quad (\text{Equation S26})$$

In figure S1 a summary of the energetics of the different reaction steps employing the equations S11, S14, S17, S20, S23 and S26 is shown. In this purely thermodynamic analysis the activity of a catalyst is characterized by the thermodynamically least favorable step (see equation S1). It is important to note that explicitly computed reaction energies enter the theoretical reaction free energies used in the volcano shown below only indirectly through the linear scaling relationships.

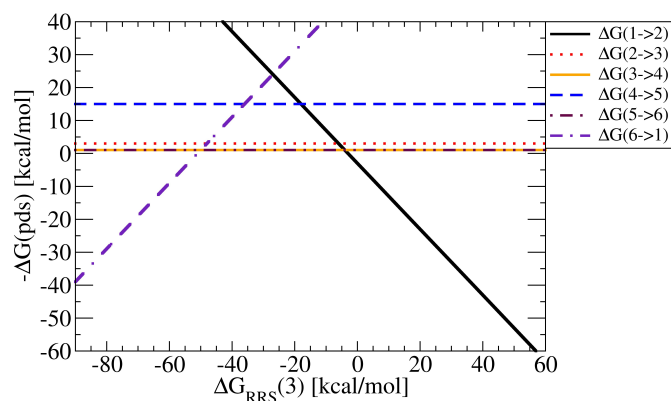


Figure S1: A theoretical volcano derived from linear scaling relations is depicted. The thermodynamically least favorable step corresponds to $\Delta G(\text{pds})$ shown in figures 4 and 5 of the paper.

In the case of strongly bound intermediates (i.e. $\Delta G_{\text{RRS}}(\mathbf{3}) \ll 0$) the reductive elimination step is potential determining (Reaction F) while it is the oxidative addition for a weakly bound intermediate $\mathbf{3}$ ($\Delta G_{\text{RRS}}(\mathbf{3}) > 0$ or $\Delta G_{\text{RRS}}(\mathbf{3}) \approx 0$). For intermediate situations trans-cis isomerization (Reaction E) or when neglecting isomerization and ligand exchange steps the transmetallation (Reaction D) are potential determining.

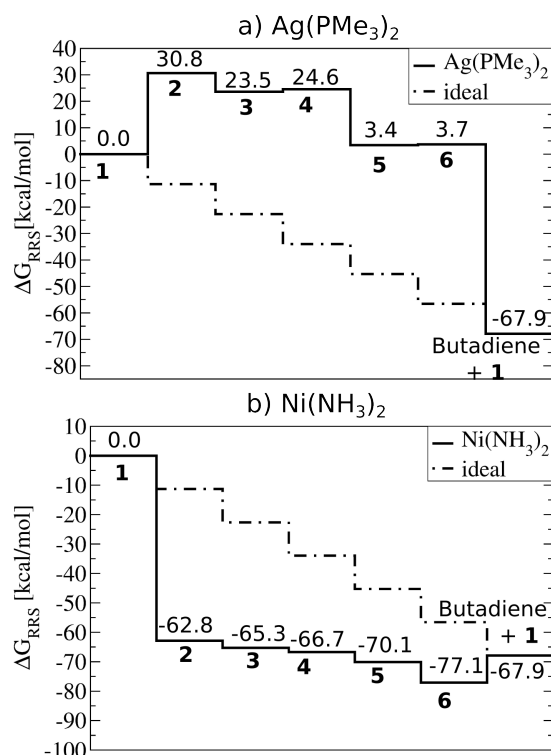


Figure S2: Free energy plots for “extreme” examples that have endergonic oxidative addition (a) or reductive elimination (b) steps.

Scaling Relationships (M06/def2-SVP)

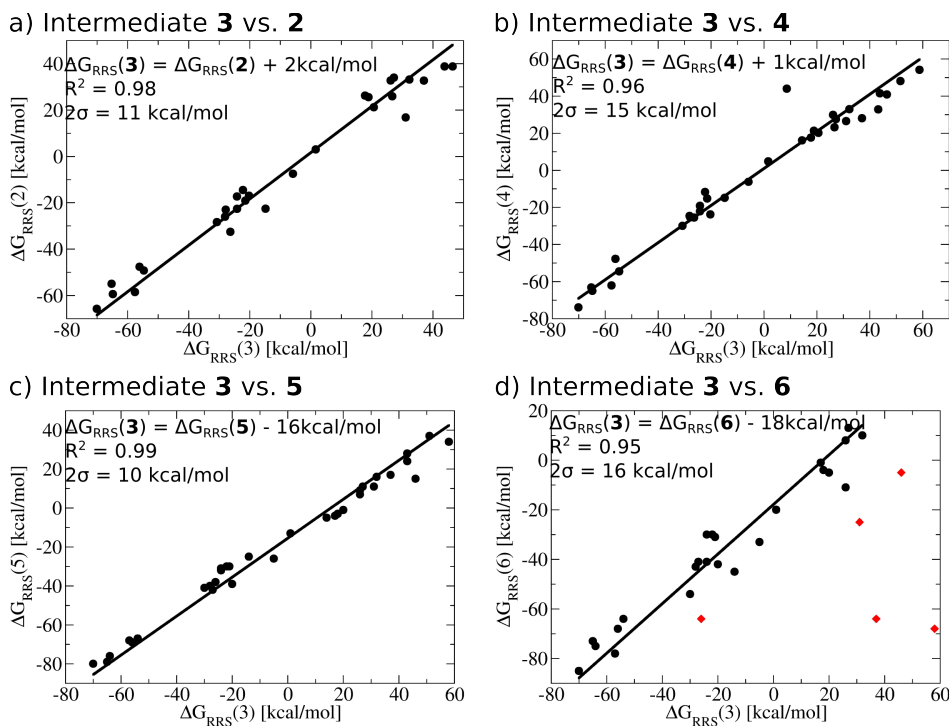
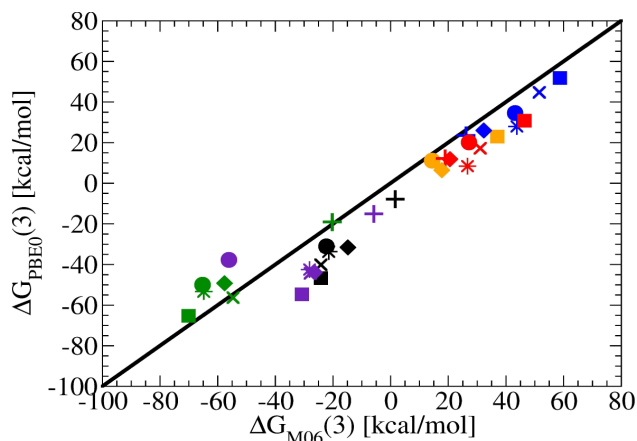
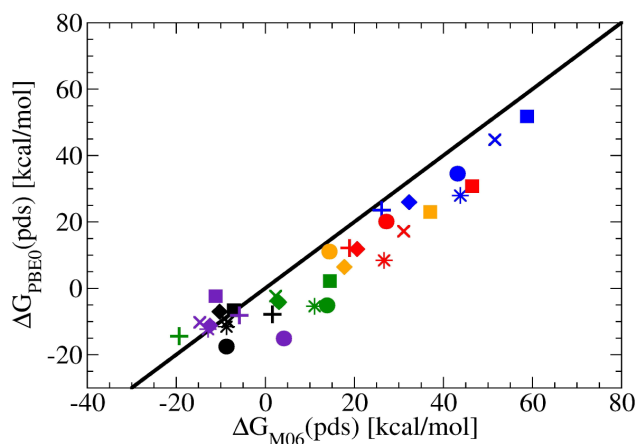


Figure S3: The scaling relationships obtained from Gaussian09 calculations (M06/def2-SVP) are depicted. Excellent agreement with the results shown in the paper is found.

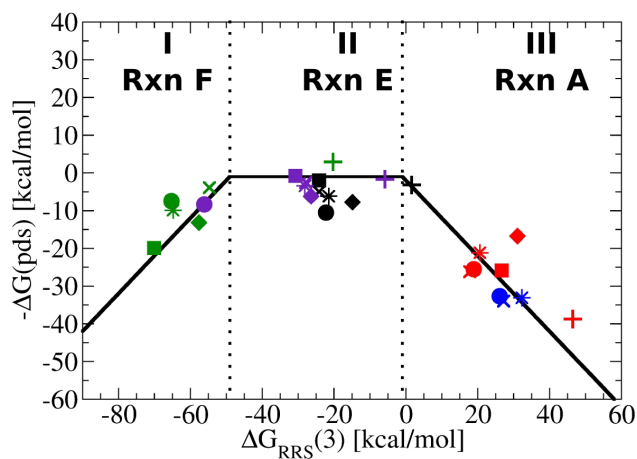
Functional Dependence of Results



● Ni ● Pd ● Pt ● Ag ● Au
 ● (PMe₃)₂ ■ (NH₃)₂ * (NH₃)(PMe₃) ◆ (Acetone)₂ + (CO)₂ × (Carbene)₂
 Figure S4: A comparison between the binding energies of intermediate **3** obtained with PBE0-dDsC/TZ2P//M06/def2-SVP and M06/def2-SVP is depicted.

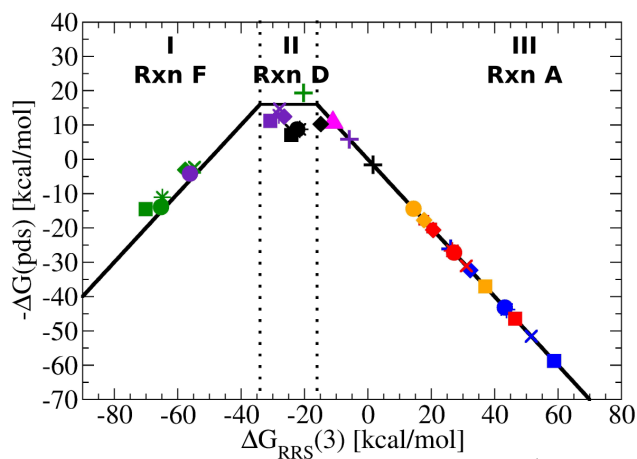


● Ni ● Pd ● Pt ● Ag ● Au
 ● (PMe₃)₂ ■ (NH₃)₂ * (NH₃)(PMe₃) ◆ (Acetone)₂ + (CO)₂ × (Carbene)₂
 Figure S5: A comparison between the free energy of the potential determining step (pds) obtained with PBE0-dDsC/TZ2P//M06/def2-SVP and M06/def2-SVP is depicted.



- Ni ● Pd ● Pt ● Ag ● Au
- (PMe₃)₂ ■ (NH₃)₂ * (NH₃)(PMe₃) ◆ (Acetone)₂ + (CO)₂ × (Carbene)₂

Figure S6: The volcano plot obtained from Gaussian09 calculations (M06/def2-SVP) assuming the full Suzuki mechanism is depicted.



- Ni ● Pd ● Pt ● Cu ● Ag ● Au
- (PMe₃)₂ ■ (NH₃)₂ * (NH₃)(PMe₃) ◆ (Acetone)₂ + (CO)₂ × (Carbene)₂
- ▲ Pd(PPh₃)₂

Figure S7: The volcano plot obtained from Gaussian09 calculations (M06/def2-SVP) assuming the reduced Suzuki mechanism is depicted.

Summary of Computed Free Energies Relative to Resting State ΔG_{RRS}

Catalyst	$\Delta G_{\text{RRS}}(2)$	$\Delta G_{\text{RRS}}(3)$	$\Delta G_{\text{RRS}}(4)$	$\Delta G_{\text{RRS}}(5)$	$\Delta G_{\text{RRS}}(6)$
Ni(CO) ₂	-15.70	-19.15	-24.46	-38.90	-41.73
Ni(NH ₃) ₂	-62.85	-65.30	-66.73	-70.13	-77.07
Ni(acetone) ₂	-49.88	-49.24	-54.23	-58.42	-69.92
Ni(carbene) ₂	-51.06	-56.29	-55.65	-65.60	-62.13
Ni(PMe ₃) ₂	-40.08	-50.00	-48.15	-62.77	-56.18
Ni(PMe ₃)(NH ₃)	-50.10	-53.38	-53.24	-62.51	-61.97
Pd(CO) ₂	-5.94	-7.86	-6.88	-24.15	-30.10
Pd(NH ₃) ₂	-44.04	-46.74	-43.83	-50.41	-59.16
Pd(acetone) ₂	-36.26	-31.55	-33.34	-40.39	-60.35
Pd(carbene) ₂	-33.94	-40.15	-36.16	-46.29	-45.55
Pd(PMe ₃) ₂	-23.98	-31.06	-22.78	-40.34	-39.18
Pd(PMe ₃)(NH ₃)	-31.79	-33.70	-29.26	-40.83	-41.79
Pt(CO) ₂	-16.98	-15.16	-17.15	-39.25	-46.43
Pt(NH ₃) ₂	-50.76	-54.69	-52.78	-65.56	-74.46
Pt(acetone) ₂	-47.15	-43.87	-44.24	-56.70	-81.28
Pt(carbene) ₂	-39.44	-44.29	-41.62	-57.71	-57.86
Pt(PMe ₃) ₂	-29.44	-37.72	-31.09	-52.80	-51.04
Pt(PMe ₃)(NH ₃)	-40.22	-42.50	-39.94	-55.59	-56.49
Cu(CO) ₂	--	--	30.54	--	--
Cu(NH ₃) ₂	22.92	22.97	14.58	5.54	--
Cu(acetone) ₂	--	34.54	19.91	14.50	--
Cu(carbene) ₂	--	--	3.83	-11.30	-8.41
Cu(PMe ₃) ₂	--	11.05	10.48	-10.91	--
Cu(PMe ₃)(NH ₃)	--	--	11.16	-2.43	--
Ag(CO) ₂	--	51.78	45.28	24.06	--
Ag(NH ₃) ₂	27.02	27.94	25.61	12.93	--
Ag(acetone) ₂	--	44.79	36.99	29.43	--
Ag(carbene) ₂	26.95	20.09	16.80	2.38	2.99
Ag(PMe ₃) ₂	30.64	23.55	24.56	3.42	3.71
Ag(PMe ₃)(NH ₃)	26.82	25.93	24.68	9.11	4.08
Au(CO) ₂	27.53	30.75	25.01	-1.40	-17.06
Au(NH ₃) ₂	11.16	8.40	6.17	-10.05	-23.74
Au(acetone) ₂	6.02	17.19	9.09	-3.79	-38.49
Au(carbene) ₂	15.43	6.41	3.82	-17.94	-16.30
Au(PMe ₃) ₂	18.93	12.14	12.58	-14.20	-13.32
Au(PMe ₃)(NH ₃)	12.65	11.81	10.11	-11.23	-14.81

Table S1: Computed free energies relative to the resting state (1) for each intermediate. Values in kcal/mol. Computations at the PBE0-dDsC/TZ2P//M06/def2-SVP level including unscaled free energy correction (M06/def2-SVP) and solvation correction (in THF) from COSMO-RS.

Computed Free Energies for Relevant Reactions

Catalyst	$\Delta G_{\text{Rxn}}(\text{A})$	$\Delta G_{\text{Rxn}}(\text{B})$	$\Delta G_{\text{Rxn}}(\text{C})$	$\Delta G_{\text{Rxn}}(\text{D})$	$\Delta G_{\text{Rxn}}(\text{E})$	$\Delta G_{\text{Rxn}}(\text{F})$
Ni(CO) ₂	-15.70	-3.44	-5.32	-14.44	-2.82	-26.20
Ni(NH ₃) ₂	-62.85	-2.45	-1.43	-3.40	-6.95	9.15
Ni(acetone) ₂	-49.88	0.64	-4.99	-4.19	-11.51	2.00
Ni(carbene) ₂	-51.06	-5.23	0.64	-9.95	3.48	-5.80
Ni(PMe ₃) ₂	-40.08	-9.92	1.86	-14.62	6.59	-11.75
Ni(PMe ₃)(NH ₃)	-50.10	-3.29	0.14	-9.27	0.54	-5.96
Pd(CO) ₂	-5.94	-1.92	0.97	-17.27	-5.94	-37.82
Pd(NH ₃) ₂	-44.04	-2.69	2.91	-6.58	-8.75	-8.76
Pd(acetone) ₂	-36.26	4.71	-1.79	-7.05	-19.96	-7.57
Pd(carbene) ₂	-33.94	-6.21	3.99	-10.13	0.73	-22.37
Pd(PMe ₃) ₂	-23.98	-7.08	8.27	-17.55	1.16	-28.74
Pd(PMe ₃)(NH ₃)	-31.79	-1.91	4.43	-11.57	-0.96	-26.13
Pt(CO) ₂	-16.98	1.82	-1.99	-22.10	-7.18	-21.49
Pt(NH ₃) ₂	-50.76	-3.93	1.91	-12.78	-8.89	6.53
Pt(acetone) ₂	-47.15	3.29	-0.38	-12.46	-24.58	13.36
Pt(carbene) ₂	-39.44	-4.85	2.67	-16.08	-0.16	-10.06
Pt(PMe ₃) ₂	-29.44	-8.28	6.63	-21.71	1.76	-16.88
Pt(PMe ₃)(NH ₃)	-40.22	-2.29	2.56	-15.65	-0.90	-11.43
Ag(carbene) ₂	26.95	-6.86	-3.29	-14.43	0.61	-70.91
Ag(PMe ₃) ₂	30.64	-7.09	1.01	-21.13	0.29	-71.63
Ag(PMe ₃)(NH ₃)	26.82	-0.89	-1.25	-15.57	-5.03	-72.01
Au(CO) ₂	27.53	3.22	-5.74	-26.41	-15.66	-50.87
Au(NH ₃) ₂	11.16	-2.76	-2.23	-16.22	-13.70	-44.18
Au(acetone) ₂	6.02	11.18	-8.11	-12.88	-34.70	-29.43
Au(carbene) ₂	15.43	-9.02	-2.59	-21.76	1.64	-51.62
Au(PMe ₃) ₂	18.93	-6.79	0.43	-26.78	0.88	-54.60
Au(PMe ₃)(NH ₃)	12.65	-0.84	-1.71	-21.33	-3.59	-53.11

Table S2: Computed free energies for relevant reactions (defined by Figure 1 in the main text). Values in kcal/mol. Computations at the PBE0-dDsC/TZ2P//M06/def2-SVP level including unscaled free energy correction (M06/def2-SVP) and solvation correction (in THF) from COSMO-RS.

Summary of Total Energies, Free Energy Corrections and Solvation Corrections

Species	M06/def2-SVP Electronic Energy	M06/def2-SVP Free Energy Correction	PBE0- dDsC/TZ2P Electronic Energy	COSMO-RS Solvation Energy (PBE0- dDsC/TZ2P)
Ethenylbromide	-2651.612892	0.014763	-1.346128	-0.005716
B(OH) ₂ (O'Bu)(Et) ¹⁻	-487.136196	0.160606	-6.105903	-0.079750
B(OH) ₂ (O'Bu) ₂ ¹⁻	-642.052870	0.240450	-8.306996	-0.078286
NaBr	-2736.064074	-0.023180	-0.203839	-0.029715
NaOtBu	-394.993061	0.087693	-3.454385	-0.024398
Butadiene	-155.742180	0.058111	-2.512689	-0.005314
Ni(CO) ₂ - 1	-1734.454528	-0.014180	-1.682304	-0.005638
Ni(CO) ₂ - 2	-4386.114226	0.020293	-3.071326	-0.013195
Ni(CO) ₂ - 3	-4386.118155	0.019032	-3.076650	-0.012096
Ni(CO) ₂ - 4	-2045.058650	0.135765	-6.336073	-0.012233
Ni(CO) ₂ - 5	-1890.170323	0.059118	-4.166256	-0.008631
Ni(CO) ₂ - 6	-1890.174001	0.058168	-4.169025	-0.009411
Ni(NH ₃) ₂ - 1	-1621.011161	0.046461	-1.976105	-0.011083
Ni(NH ₃) ₂ - 2	-4272.749924	0.083434	-3.412103	-0.049297
Ni(NH ₃) ₂ - 3	-4272.757069	0.083666	-3.429620	-0.035922
Ni(NH ₃) ₂ - 4	-1931.699163	0.201593	-6.691239	-0.028861
Ni(NH ₃) ₂ - 5	-1776.793087	0.122336	-4.497959	-0.028510
Ni(NH ₃) ₂ - 6	-1776.800194	0.120862	-4.498035	-0.038031
Ni(acetone) ₂ - 1	-1893.817877	0.127735	-5.209933	-0.013317
Ni(acetone) ₂ - 2	-4545.543735	0.162159	-6.643714	-0.030526
Ni(acetone) ₂ - 3	-4545.544515	0.164433	-6.648617	-0.026880
Ni(acetone) ₂ - 4	-2204.489268	0.283933	-9.914856	-0.022451
Ni(acetone) ₂ - 5	-2049.584014	0.204886	-7.727169	-0.017976
Ni(acetone) ₂ - 6	-2049.597842	0.202620	-7.735116	-0.026102
Ni(carbene) ₂ - 1	-2276.289379	0.355634	-11.907828	-0.022101
Ni(carbene) ₂ - 2	-4928.006343	0.395963	-13.350308	-0.038404
Ni(carbene) ₂ - 3	-4928.013874	0.394844	-13.364553	-0.031376
Ni(carbene) ₂ - 4	-2586.950403	0.513483	-16.621680	-0.026222
Ni(carbene) ₂ - 5	-2432.055245	0.433733	-14.437597	-0.026625
Ni(carbene) ₂ - 6	-2432.051552	0.436233	-14.429742	-0.031442
Ni(PMe ₃) ₂ - 1	-2429.642234	0.177750	-6.060611	-0.012748
Ni(PMe ₃) ₂ - 2	-5081.367384	0.219751	-7.489614	-0.026703
Ni(PMe ₃) ₂ - 3	-5081.382575	0.218550	-7.516622	-0.014306
Ni(PMe ₃) ₂ - 4	-2740.315174	0.336338	-10.761783	-0.018331
Ni(PMe ₃) ₂ - 5	-2585.427378	0.259231	-8.598206	-0.008312
Ni(PMe ₃) ₂ - 6	-2585.418123	0.260204	-8.576859	-0.020128
Ni(PMe ₃)(NH ₃) - 1	-2025.331507	0.112661	-4.020903	-0.016788
Ni(PMe ₃)(NH ₃) - 2	-4677.063069	0.151425	-5.457140	-0.036229
Ni(PMe ₃)(NH ₃) - 3	-4677.070252	0.149947	-5.471850	-0.025276
Ni(PMe ₃)(NH ₃) - 4	-2336.008083	0.269363	-8.728118	-0.022559
Ni(PMe ₃)(NH ₃) - 5	-2181.110766	0.190187	-6.547382	-0.019105
Ni(PMe ₃)(NH ₃) - 6	-2181.108549	0.189875	-6.535090	-0.030218
Pd(CO) ₂ - 1	-354.314077	-0.013015	-1.547454	-0.002238
Pd(CO) ₂ - 2	-3005.938268	0.017844	-2.912931	-0.014162
Pd(CO) ₂ - 3	-3005.937534	0.014880	-2.913369	-0.013818
Pd(CO) ₂ - 4	-664.870337	0.134694	-6.166509	-0.013301
Pd(CO) ₂ - 5	-509.983907	0.056270	-4.000185	-0.008936
Pd(CO) ₂ - 6	-509.994420	0.055709	-4.008026	-0.010005
Pd(NH ₃) ₂ - 1	-240.909806	0.047135	-1.845281	-0.017639
Pd(NH ₃) ₂ - 2	-2892.576577	0.079672	-3.256389	-0.046339
Pd(NH ₃) ₂ - 3	-2892.580038	0.080740	-3.266471	-0.041615

Pd(NH ₃) ₂ - 4	-551.511977	0.197722	-6.520469	-0.034325
Pd(NH ₃) ₂ - 5	-396.612117	0.120288	-4.334322	-0.033736
Pd(NH ₃) ₂ - 6	-396.628001	0.119827	-4.345132	-0.036409
Pd(acetone) ₂ - 1	-513.701348	0.125475	-5.069264	-0.016779
Pd(acetone) ₂ - 2	-3165.369847	0.159789	-6.486403	-0.028823
Pd(acetone) ₂ - 3	-3165.359416	0.161746	-6.480942	-0.028727
Pd(acetone) ₂ - 4	-824.294502	0.278676	-9.740785	-0.023030
Pd(acetone) ₂ - 5	-669.394284	0.199019	-7.550863	-0.024743
Pd(acetone) ₂ - 6	-669.427822	0.199381	-7.581842	-0.025941
Pd(carbene) ₂ - 1	-896.167650	0.355101	-11.782466	-0.025058
Pd(carbene) ₂ - 2	-3547.833591	0.395306	-13.196559	-0.042335
Pd(carbene) ₂ - 3	-3547.840164	0.390954	-13.209403	-0.035035
Pd(carbene) ₂ - 4	-1206.768853	0.509441	-16.461411	-0.029513
Pd(carbene) ₂ - 5	-1051.876522	0.432550	-14.281580	-0.028809
Pd(carbene) ₂ - 6	-1051.874477	0.434400	-14.276551	-0.034519
Pd(PMe ₃) ₂ - 1	-1049.550867	0.179911	-5.951599	-0.014030
Pd(PMe ₃) ₂ - 2	-3701.209337	0.217026	-7.348323	-0.029709
Pd(PMe ₃) ₂ - 3	-3701.220496	0.215964	-7.366198	-0.022057
Pd(PMe ₃) ₂ - 4	-1360.142959	0.337098	-10.609889	-0.020674
Pd(PMe ₃) ₂ - 5	-1205.255857	0.256182	-8.440441	-0.017392
Pd(PMe ₃) ₂ - 6	-1205.254907	0.255723	-8.434217	-0.021316
Pd(PMe ₃)(NH ₃) - 1	-645.235108	0.111692	-3.905362	-0.017462
Pd(PMe ₃)(NH ₃) - 2	-3296.900642	0.148640	-5.310979	-0.036528
Pd(PMe ₃)(NH ₃) - 3	-3296.903533	0.147795	-5.321332	-0.028376
Pd(PMe ₃)(NH ₃) - 4	-955.830635	0.266654	-8.571233	-0.024627
Pd(PMe ₃)(NH ₃) - 5	-800.937838	0.186942	-6.393503	-0.021296
Pd(PMe ₃)(NH ₃) - 6	-800.940594	0.187551	-6.387259	-0.029679
Pt(CO) ₂ - 1	-345.779389	-0.016621	-1.711297	-0.002351
Pt(CO) ₂ - 2	-2997.419738	0.018516	-3.100326	-0.012601
Pt(CO) ₂ - 3	-2997.415398	0.016836	-3.095530	-0.012821
Pt(CO) ₂ - 4	-656.351672	0.134391	-6.350393	-0.013036
Pt(CO) ₂ - 5	-501.468766	0.055439	-4.190741	-0.009171
Pt(CO) ₂ - 6	-501.483418	0.058771	-4.204868	-0.009819
Pt(NH ₃) ₂ - 1	-232.370577	0.045791	-1.995033	-0.025185
Pt(NH ₃) ₂ - 2	-2884.048653	0.080514	-3.421897	-0.051023
Pt(NH ₃) ₂ - 3	-2884.054750	0.082798	-3.433616	-0.047848
Pt(NH ₃) ₂ - 4	-542.989059	0.200225	-6.689434	-0.040767
Pt(NH ₃) ₂ - 5	-388.093880	0.120512	-4.510650	-0.040422
Pt(NH ₃) ₂ - 6	-388.111700	0.120688	-4.523422	-0.042000
Pt(acetone) ₂ - 1	-505.148345	0.126383	-5.207556	-0.018553
Pt(acetone) ₂ - 2	-3156.832177	0.160179	-6.642324	-0.029806
Pt(acetone) ₂ - 3	-3156.823409	0.161293	-6.638470	-0.029536
Pt(acetone) ₂ - 4	-815.761289	0.282433	-9.899386	-0.024718
Pt(acetone) ₂ - 5	-660.865188	0.202013	-7.717605	-0.026144
Pt(acetone) ₂ - 6	-660.905407	0.200580	-7.754420	-0.027074
Pt(carbene) ₂ - 1	-887.643767	0.355894	-11.979919	-0.006110
Pt(carbene) ₂ - 2	-3539.318121	0.395441	-13.384365	-0.041148
Pt(carbene) ₂ - 3	-3539.324106	0.393687	-13.397358	-0.034126
Pt(carbene) ₂ - 4	-1198.257640	0.513108	-16.651775	-0.029236
Pt(carbene) ₂ - 5	-1043.368536	0.433419	-14.478251	-0.028916
Pt(carbene) ₂ - 6	-1043.366658	0.433970	-14.473545	-0.034420
Pt(PMe ₃) ₂ - 1	-1041.018869	0.177111	-6.116685	-0.016269
Pt(PMe ₃) ₂ - 2	-3692.688090	0.219490	-7.530154	-0.029175
Pt(PMe ₃) ₂ - 3	-3692.698610	0.216501	-7.547181	-0.022352
Pt(PMe ₃) ₂ - 4	-1351.623547	0.336630	-10.792644	-0.020815
Pt(PMe ₃) ₂ - 5	-1196.742974	0.257648	-8.637931	-0.011353
Pt(PMe ₃) ₂ - 6	-1196.740685	0.257403	-8.624394	-0.021841
Pt(PMe ₃)(NH ₃) - 1	-636.701004	0.112430	-4.064717	-0.022564
Pt(PMe ₃)(NH ₃) - 2	-3288.377387	0.149152	-5.487242	-0.037930
Pt(PMe ₃)(NH ₃) - 3	-3288.381047	0.149568	-5.498258	-0.030977

Pt(PMe ₃)(NH ₃) - 4	-947.310474	0.266366	-8.749412	-0.026894
Pt(PMe ₃)(NH ₃) - 5	-792.422025	0.188764	-6.579642	-0.024213
Pt(PMe ₃)(NH ₃) - 6	-792.426334	0.188808	-6.572109	-0.033225
Cu(CO) ₂ - 1	-1866.471921	-0.013409	-1.283602	-0.100698
Cu(CO) ₂ - 2	--	--	--	--
Cu(CO) ₂ - 3	--	--	--	--
Cu(CO) ₂ - 4	-2176.968314	0.136785	-5.869175	-0.088082
Cu(CO) ₂ - 5	--	--	--	--
Cu(CO) ₂ - 6	--	--	--	--
Cu(NH ₃) ₂ - 1	-1753.145743	0.047602	-1.697199	-0.116210
Cu(NH ₃) ₂ - 2	-4404.726048	0.081805	-3.017533	-0.130643
Cu(NH ₃) ₂ - 3	-4404.719755	0.082526	-3.008896	-0.139908
Cu(NH ₃) ₂ - 4	-2063.670888	0.201210	-6.290567	-0.124645
Cu(NH ₃) ₂ - 5	-1908.773122	0.123282	-4.106435	-0.125477
Cu(NH ₃) ₂ - 6	--	--	--	--
Cu(acetone) ₂ - 1	-2025.926580	0.127969	-4.927473	-0.077137
Cu(acetone) ₂ - 2	--	--	--	--
Cu(acetone) ₂ - 3	-4677.493638	0.165755	-6.236718	-0.087711
Cu(acetone) ₂ - 4	-2336.445181	0.282654	-9.520009	-0.078990
Cu(acetone) ₂ - 5	-2181.545890	0.207679	-7.333759	-0.079108
Cu(acetone) ₂ - 6	--	--	--	--
Cu(carbene) ₂ - 1	-2408.396421	0.357059	-11.678040	-0.049226
Cu(carbene) ₂ - 2	--	--	--	--
Cu(carbene) ₂ - 3	--	--	--	--
Cu(carbene) ₂ - 4	-2718.944003	0.515188	-16.276189	-0.074539
Cu(carbene) ₂ - 5	-2564.055075	0.434781	-14.102135	-0.072516
Cu(carbene) ₂ - 6	-2564.052155	0.435265	-14.095349	-0.075177
Cu(PMe ₃) ₂ - 1	-2561.752480	0.180468	-5.781556	-0.073941
Cu(PMe ₃) ₂ - 2	--	--	--	--
Cu(PMe ₃) ₂ - 3	-5213.364999	0.217828	-7.136858	-0.075465
Cu(PMe ₃) ₂ - 4	-2872.302171	0.339650	-10.392518	-0.076899
Cu(PMe ₃) ₂ - 5	-2717.417427	0.257249	-8.227213	-0.074097
Cu(PMe ₃) ₂ - 6	--	--	--	--
Cu(PMe ₃)(NH ₃) - 1	-2157.450267	0.114068	-3.741065	-0.094036
Cu(PMe ₃)(NH ₃) - 2	--	--	--	--
Cu(PMe ₃)(NH ₃) - 3	--	--	--	--
Cu(PMe ₃)(NH ₃) - 4	-2467.994821	0.270519	-8.350371	-0.094834
Cu(PMe ₃)(NH ₃) - 5	-2313.102539	0.192225	-6.176603	-0.092179
Cu(PMe ₃)(NH ₃) - 6	--	--	--	--
Ag(CO) ₂ - 1	-373.201492	-0.014858	-1.251676	-0.096649
Ag(CO) ₂ - 2	--	--	--	--
Ag(CO) ₂ - 3	-3024.737123	0.016311	-2.533491	-0.100566
Ag(CO) ₂ - 4	-683.681065	0.134767	-5.808207	-0.089029
Ag(CO) ₂ - 5	-528.796983	0.055989	-3.646104	-0.086385
Ag(CO) ₂ - 6	--	--	--	--
Ag(NH ₃) ₂ - 1	-259.878355	0.046635	-1.658663	-0.110473
Ag(NH ₃) ₂ - 2	-2911.446858	0.078761	-2.963038	-0.132239
Ag(NH ₃) ₂ - 3	-2911.440900	0.080867	-2.955109	-0.140822
Ag(NH ₃) ₂ - 4	-570.381660	0.199792	-6.226240	-0.126676
Ag(NH ₃) ₂ - 5	-415.487058	0.120986	-4.049949	-0.124585
Ag(NH ₃) ₂ - 6	--	--	--	--
Ag(acetone) ₂ - 1	-532.662913	0.125020	-4.889460	-0.076723
Ag(acetone) ₂ - 2	--	--	--	--
Ag(acetone) ₂ - 3	-3184.213697	0.159853	-6.178802	-0.087916
Ag(acetone) ₂ - 4	-843.156575	0.279079	-9.453901	-0.078829
Ag(acetone) ₂ - 5	-688.260487	0.203152	-7.270213	-0.078853
Ag(acetone) ₂ - 6	--	--	--	--
Ag(carbene) ₂ - 1	-915.129530	0.357420	-11.638306	-0.048341
Ag(carbene) ₂ - 2	-3566.711729	0.395591	-12.933939	-0.085008
Ag(carbene) ₂ - 3	-3566.719445	0.392554	-12.946571	-0.080269

Ag(carbene) ₂ - 4	-1225.654929	0.510563	-16.209458	-0.074996
Ag(carbene) ₂ - 5	-1070.764639	0.430733	-14.034656	-0.073171
Ag(carbene) ₂ - 6	-1070.765665	0.435588	-14.034910	-0.076793
Ag(PMe ₃) ₂ - 1	-1068.497570	0.181242	-5.754340	-0.072603
Ag(PMe ₃) ₂ - 2	-3720.079508	0.217171	-7.062979	-0.088146
Ag(PMe ₃) ₂ - 3	-3720.091134	0.218321	-7.086844	-0.076734
Ag(PMe ₃) ₂ - 4	-1379.021933	0.337001	-10.337017	-0.077990
Ag(PMe ₃) ₂ - 5	-1224.136357	0.255857	-8.174014	-0.073744
Ag(PMe ₃) ₂ - 6	-1224.137123	0.255290	-8.170738	-0.075995
Ag(PMe ₃)(NH ₃) - 1	-664.189561	0.112343	-3.709255	-0.089859
Ag(PMe ₃)(NH ₃) - 2	-3315.771474	0.148898	-5.019771	-0.110235
Ag(PMe ₃)(NH ₃) - 3	-3315.772271	0.148414	-5.027905	-0.103037
Ag(PMe ₃)(NH ₃) - 4	-974.708417	0.267398	-8.290512	-0.095767
Ag(PMe ₃)(NH ₃) - 5	-819.818198	0.187819	-6.120673	-0.091049
Ag(PMe ₃)(NH ₃) - 6	-819.826180	0.186497	-6.124630	-0.093782
Au(CO) ₂ - 1	-361.963695	-0.013826	-1.268662	-0.094569
Au(CO) ₂ - 2	-3013.530273	0.016393	-2.594606	-0.092053
Au(CO) ₂ - 3	-3013.518207	0.016604	-2.585808	-0.095934
Au(CO) ₂ - 4	-672.465539	0.136872	-5.858246	-0.087268
Au(CO) ₂ - 5	-517.588866	0.056193	-3.700968	-0.086163
Au(CO) ₂ - 6	-517.622348	0.056937	-3.728024	-0.084803
Au(NH ₃) ₂ - 1	-248.638931	0.047432	-1.670260	-0.123204
Au(NH ₃) ₂ - 2	-2900.230275	0.081915	-3.005403	-0.141846
Au(NH ₃) ₂ - 3	-2900.228399	0.081286	-3.004296	-0.146721
Au(NH ₃) ₂ - 4	-559.172765	0.201966	-6.274999	-0.134601
Au(NH ₃) ₂ - 5	-404.282751	0.123410	-4.102963	-0.134146
Au(NH ₃) ₂ - 6	-404.311871	0.121917	-4.133522	-0.123919
Au(acetone) ₂ - 1	-521.403113	0.127668	-4.885180	-0.074318
Au(acetone) ₂ - 2	-3173.008470	0.161607	-6.239105	-0.081822
Au(acetone) ₂ - 3	-3172.986302	0.162238	-6.217335	-0.086412
Au(acetone) ₂ - 4	-831.932230	0.282764	-9.492476	-0.079076
Au(acetone) ₂ - 5	-677.041737	0.205708	-7.314776	-0.080455
Au(acetone) ₂ - 6	-677.097643	0.202356	-7.370489	-0.076692
Au(carbene) ₂ - 1	-903.912058	0.358816	-11.676186	-0.053291
Au(carbene) ₂ - 2	-3555.510172	0.400520	-12.999479	-0.084195
Au(carbene) ₂ - 3	-3555.517866	0.394798	-13.013886	-0.078436
Au(carbene) ₂ - 4	-1214.458075	0.516655	-16.278320	-0.074342
Au(carbene) ₂ - 5	-1059.571567	0.432135	-14.110417	-0.072613
Au(carbene) ₂ - 6	-1059.573672	0.438070	-14.109216	-0.077140
Au(PMe ₃) ₂ - 1	-1057.274077	0.178983	-5.793283	-0.071763
Au(PMe ₃) ₂ - 2	-3708.869825	0.217289	-7.123183	-0.087076
Au(PMe ₃) ₂ - 3	-3708.882794	0.219709	-7.144018	-0.079483
Au(PMe ₃) ₂ - 4	-1367.815758	0.338397	-10.398745	-0.077110
Au(PMe ₃) ₂ - 5	-1212.936772	0.256923	-8.243595	-0.073671
Au(PMe ₃) ₂ - 6	-1212.936173	0.255147	-8.237214	-0.076877
Au(PMe ₃)(NH ₃) - 1	-652.960188	0.112669	-3.737629	-0.093888
Au(PMe ₃)(NH ₃) - 2	-3304.560072	0.149756	-5.074099	-0.111421
Au(PMe ₃)(NH ₃) - 3	-3304.561819	0.150595	-5.083565	-0.104126
Au(PMe ₃)(NH ₃) - 4	-963.499840	0.269798	-8.346913	-0.097065
Au(PMe ₃)(NH ₃) - 5	-808.616398	0.189132	-6.183584	-0.093939
Au(PMe ₃)(NH ₃) - 6	-808.624030	0.190056	-6.184229	-0.099936

Table S3: Electronic energies, free energy corrections, and solvation corrections of relevant species. Values in hartree.