

Supplementary Information

MLN4924 (Pevonedistat), a protein neddylation inhibitor, suppresses proliferation and migration of human clear cell renal cell carcinoma

Shuai Tong^{1,2}, Yang Si^{1,2}, Hefen Yu^{1,2}, Lingqiang Zhang³, Ping Xie^{1,2*}, Wenguo Jiang^{1,2,4*}

¹Department of Biochemistry and Molecular Biology, Capital Medical University, Beijing 100069, China.

²Beijing Key Laboratory of Cancer & Metastasis Research, Capital Medical University, Beijing 100069, China.

³State Key Laboratory of Proteomics, Beijing Proteome Research Center, Beijing Institute of Radiation Medicine, Collaborative Innovation Center for Cancer Medicine, Beijing 100850, China.

⁴Cardiff China Medical Research Collaborative, Cardiff University School of Medicine, Heath Park, Cardiff CF14 4XN, UK.

Correspondence to: [*xpxp922@163.com](mailto:xpxp922@163.com); jiangw@cf.ac.uk.

S1

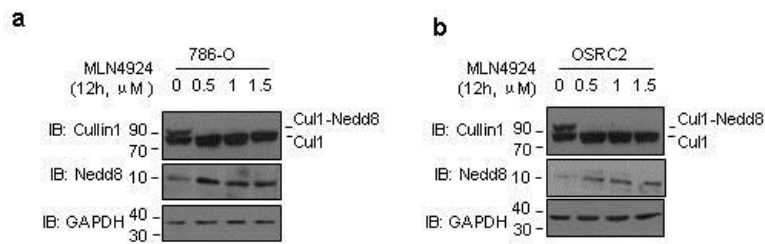


Figure S1. MLN4924 effectively inhibited Cullin1 neddylation in human ccRCC

cells: Cells were treated with MLN4924 at indicated doses and for 12 hrs before being subjected to Western blot analysis.

S2

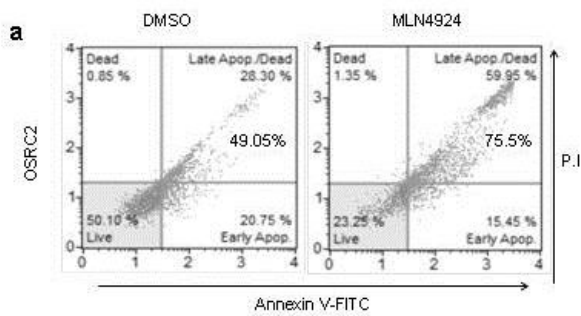


Figure S2. MLN4924 arrested cell cycle and induced apoptosis in ccRCC cells: (a)

Cells were treated with DMSO control or MLN4924 at indicated concentrations for 12 hrs, stained with Annexin-V-FITC and PI, and examined with flow cytometry assays.

S3

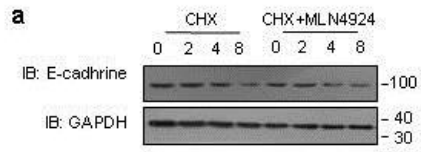


Figure S3. Effect of MLN4924 on protein half-life of E-cadherin and vimentin:

Cells were treated with DMSO or MLN4924 containing cycloheximide (CHX, 10 μ M) for indicated time periods and harvested for Western blot analysis using indicated Abs.

Supplement Table 1. Primer sequences for qRT-PCR

| Gene name | F or R Primer sequence |
|------------|--|
| GAPDH | F: GGAGTCAACGGATTTGGT R: GTGATGGGATTTCCATTGAT |
| E-cadherin | F: CAGAGCCTCTGGATAGAGAACGCA R: GGCATTGTAGGTGTTACATCAT |

Figure1

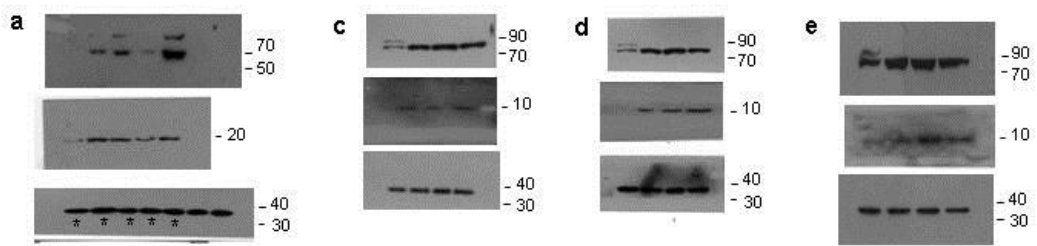


Figure3

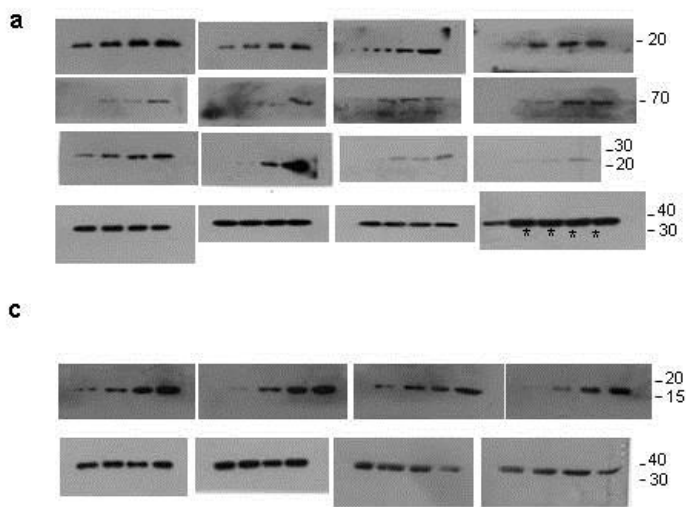


Figure4

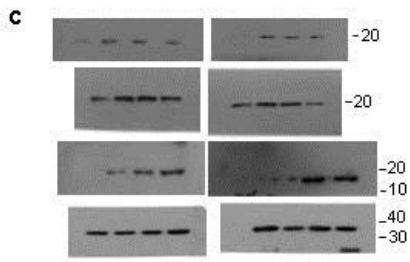
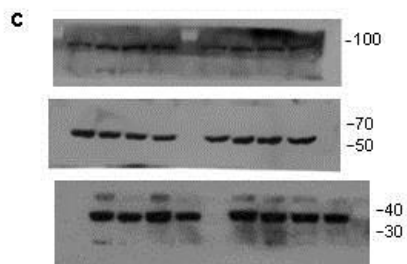
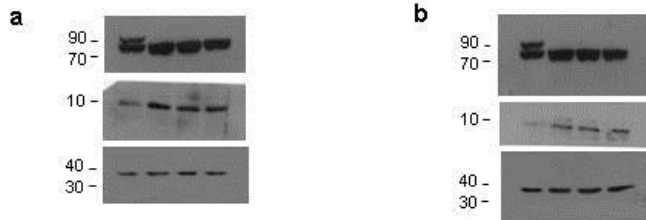


Figure5



S1



S3

