

Supplementary Data 1

Pathogen recognition in compatible plant-microbe interactions

Fabio Rezzonico¹, Oliver Rupp², Johannes Fahrenttrapp^{3*}

¹ Research group Environmental Genomics and Systems Biology, Zurich University of Applied Sciences, Wädenswil, Switzerland

² Bioinformatics and Systems Biology, University of Giessen, Giessen, Germany

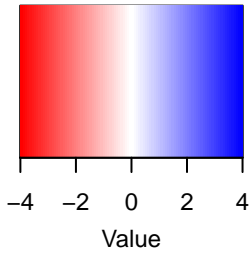
³ Research Group for Viticulture, Zurich University of Applied Sciences, Wädenswil, Switzerland

* Corresponding author: johannes.fahrenttrapp@zhaw.ch

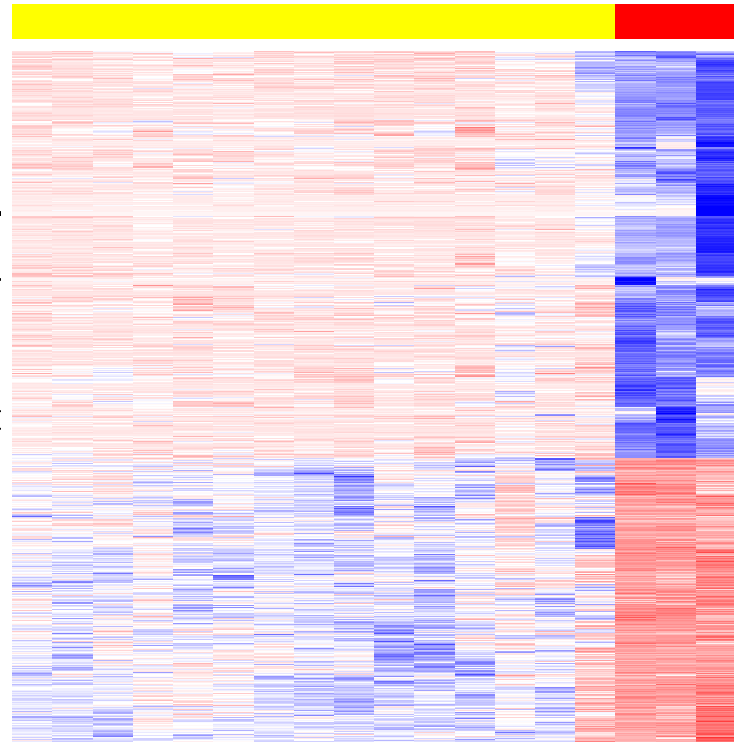

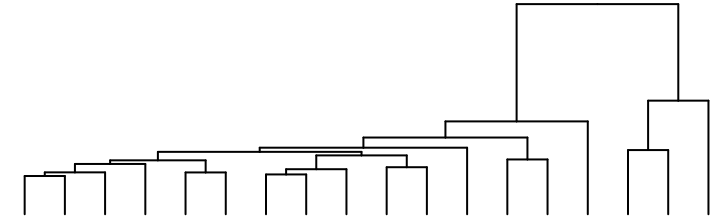
Abstract

Microbial infections in plant leaves remain a major challenge in agriculture. Hence an understanding of disease mechanisms at the molecular level is of paramount importance for identifying possible intervention points for their control. Whole-transcriptome changes during early disease stages in susceptible plant species are less well-documented than those of resistant ones. This study focuses on the differential transcriptional changes at 24 hours post inoculation (hpi) in tomato leaflets affected by three pathogens: (1) *Phytophthora infestans*, (2) *Botrytis cinerea*, and (3) *Oidium neolycopersici*. Grey mould (*B. cinerea*) was the disease that had progressed the most by 24 hpi, both in terms of visible symptoms as well as differential gene expression. By means of RNA-seq, we identified 50 differentially expressed tomato genes induced by *B. cinerea* infection and 18 by *P. infestans* infection at 24 hpi. Additionally, a set of 63 genes were differentially expressed during all three diseases when compared by a Bayesian approach to their respective mock infections. And Gene expression patterns were found to also depend on the inoculation technique. These findings suggest a specific and distinct transcriptional response in plant leaf tissue in reaction to *B. cinerea* and *P. infestans* invasion at 24 hpi, indicating that plants may recognize the attacking pathogen.

Color Key



Pattern32 2 genes

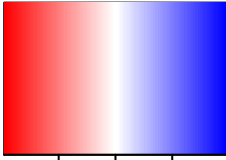


ON2
BCm3
BCm2
Pi2
ON3
ONm3
Pi3
Pim2
Pim3
ON1
ONm1
ONm2
Pi1
Pim1
BCm1
BC2
BC3
BC1



96_1

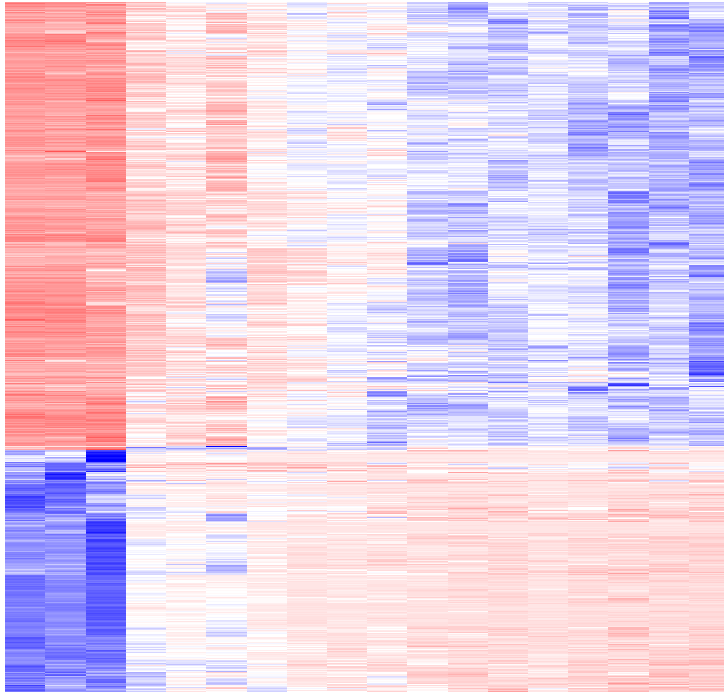
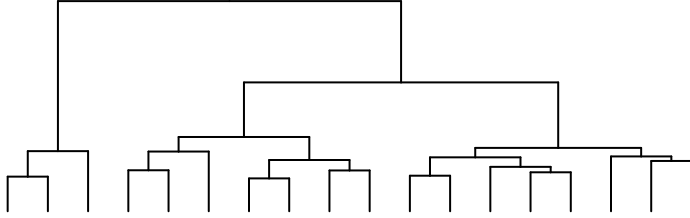
Color Key




-2 0 2

Value

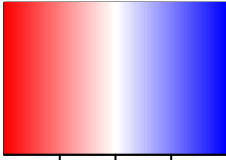
Pattern119 2 genes



BC2 BC3 BC1 Pi1 Pi2 BCm1 BCm2 BCm3 Pi3 Pim1 ONm3 ON3 Pim2 ON2 ON1 ONm2 ONm1 Pim3



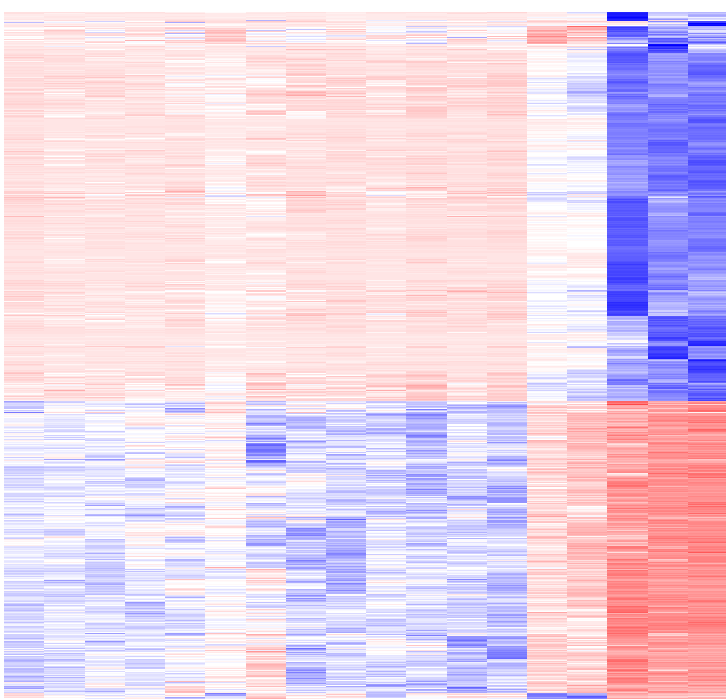
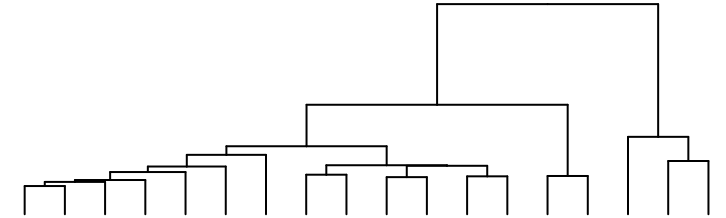
Color Key




-2 0 2

Value

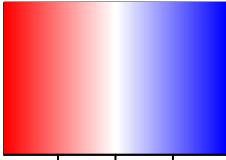
Pattern85 2 genes



BCm3
ON2
Pim2
BCm2
Pim1
Pi3
BCm1
ONm2
Pim3
ONm3
ON3
ON1
ONm1
Pi2
Pi1
BC1
BC3
BC2



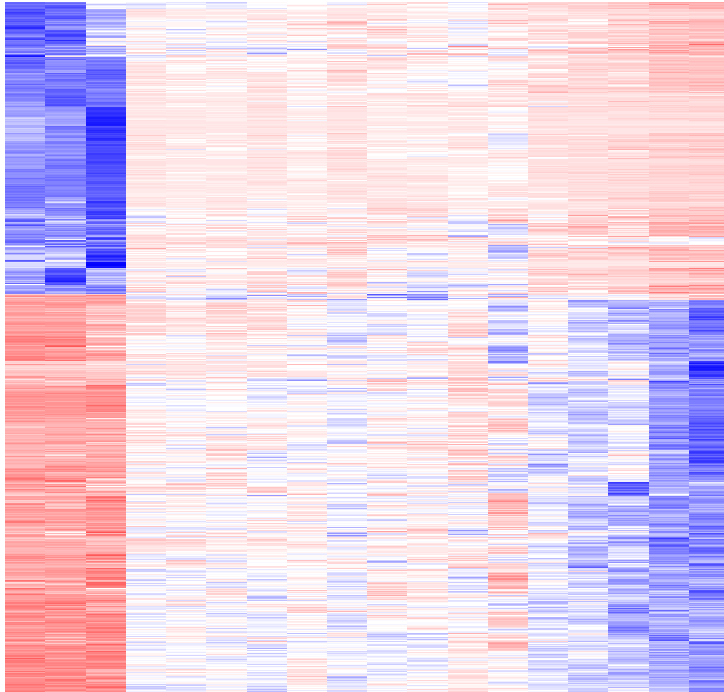
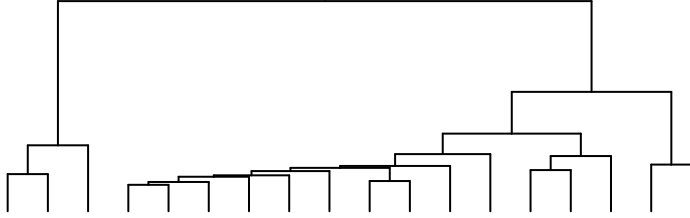
Color Key




-2 0 2

Value

Pattern83 2 genes

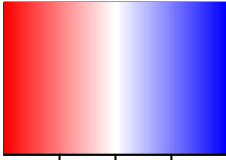


BC2 BC3 BC1 BCm3 ON2 BCm2 ON1 Pi2 ONm2 ON3 ONm3 Pi1 BCm1 ONm1 Pi3 Pim1 Pim2 Pim3



9970_1


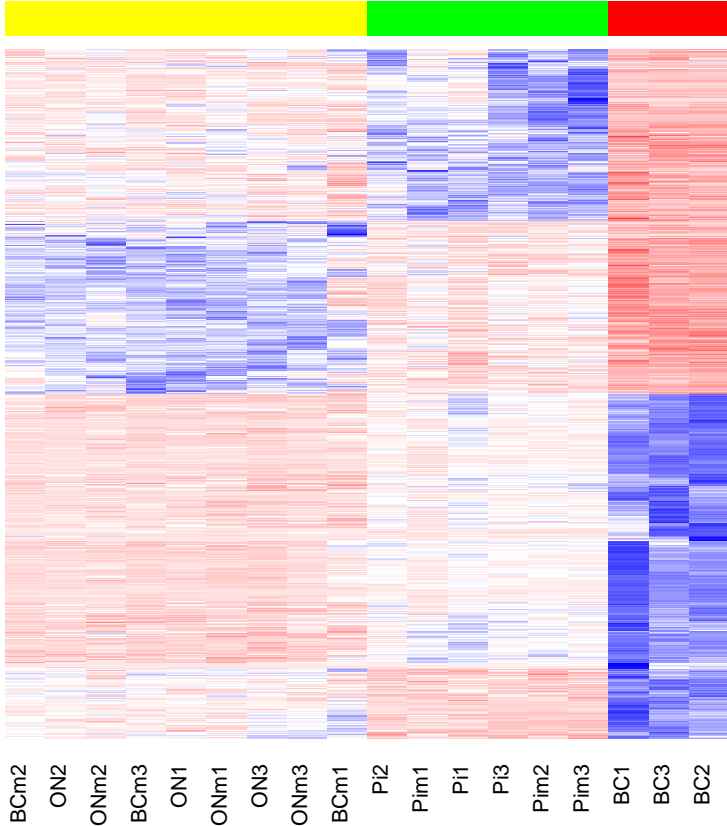
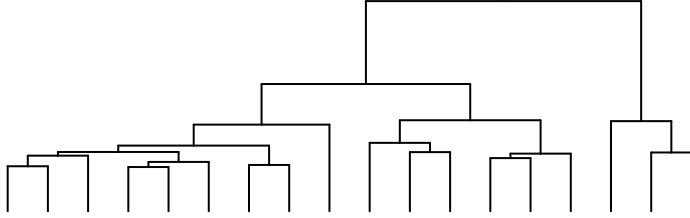
Color Key



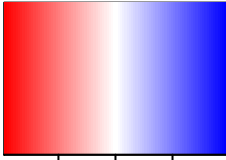
-2 0 2

Value

Pattern86 2 genes



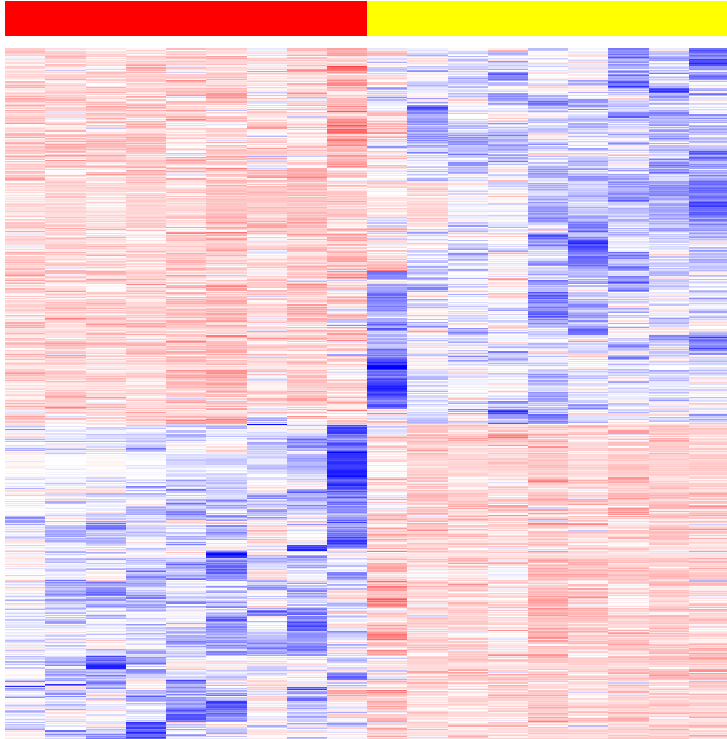
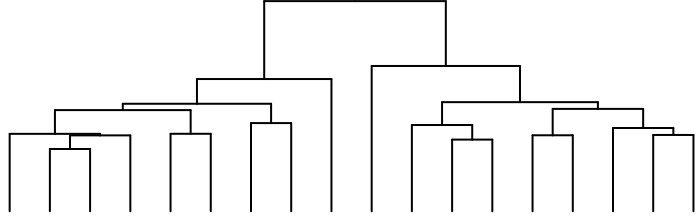
Color Key




-2 0 2

Value


Pattern29 2 genes



Pi2 Pi3 Pim3 Pim2 BC3 BC2 Pim1 Pi1 BC1 BCm1 BCm2 ON2 ONm2 ON3 ONm3 ONm1 BCm3 ON1


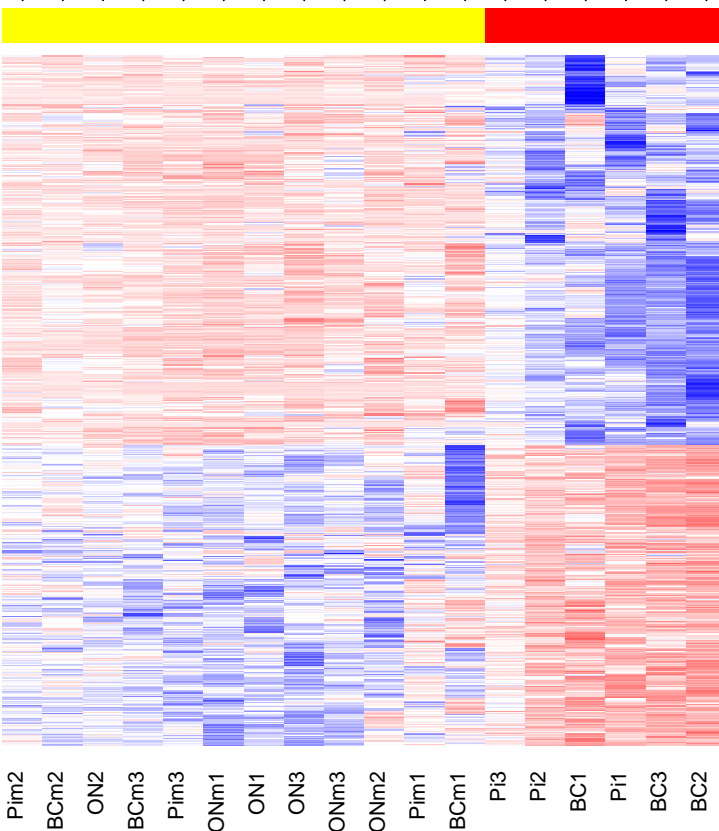
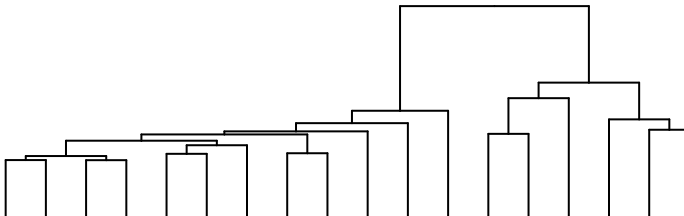


Color Key

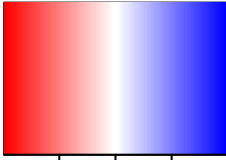


-2 0 2
Value

Pattern30 2 genes



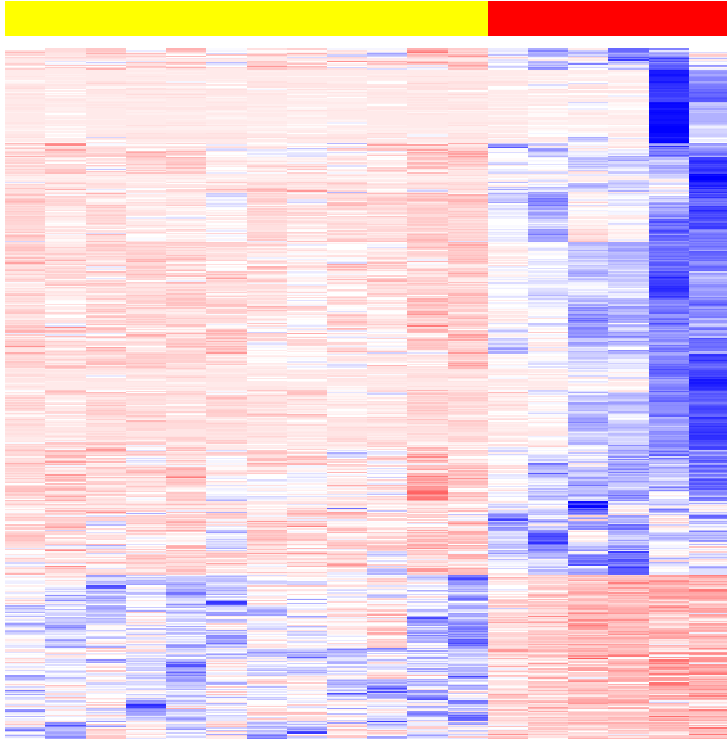
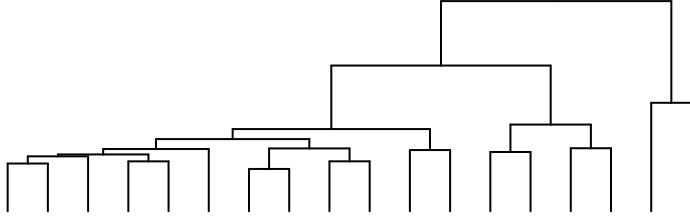
Color Key




-2 0 2

Value

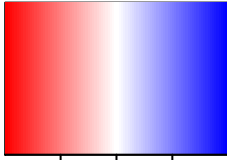
Pattern16 2 genes



ON2 P12 ON1 P13 P1m2 ONm1 ONm3 ON3 P1m1 P11 ONm2 P1m3 BCm3 BCm2 BC3 BC2 BCm1 BC1



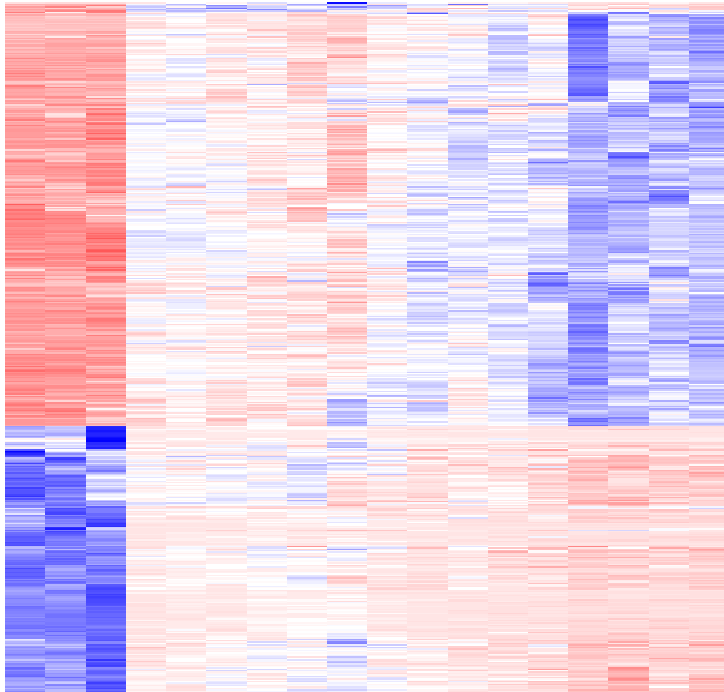
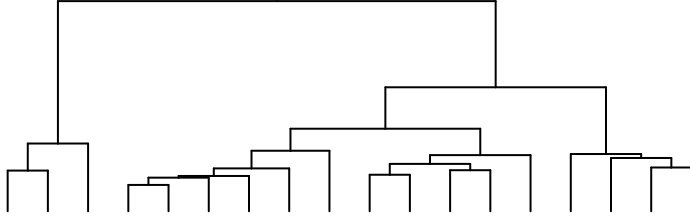
Color Key




-2 0 2

Value

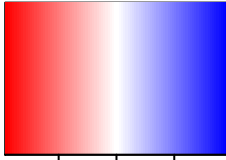
Pattern92 2 genes



BC2 BC3 BC1 BCm3 ON2 BCm2 Pi2 Pi1 BCm1 ON3 ONm3 ON1 Pi3 Pim1 Pim3 ONm2 ONm1 Pim2


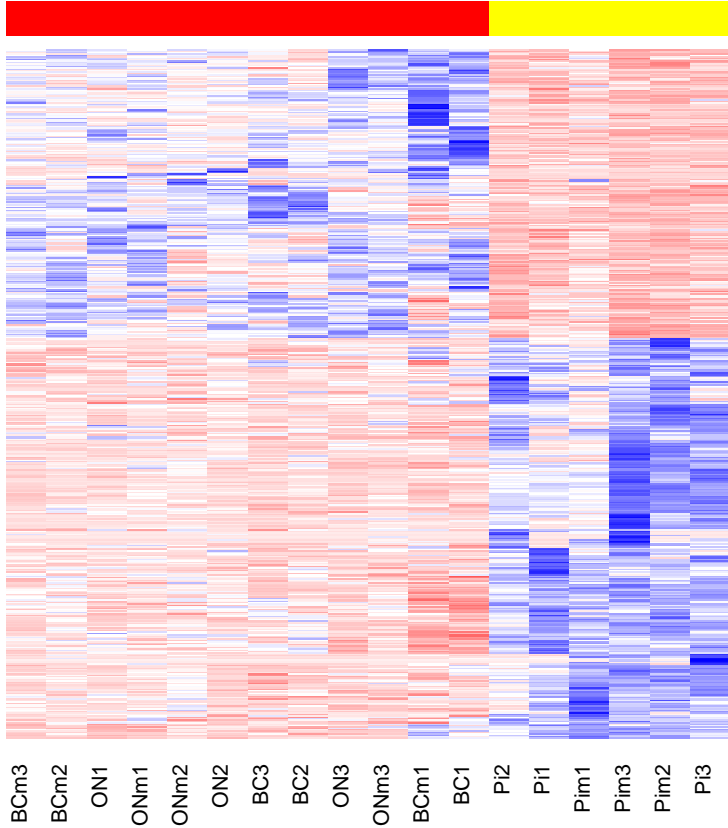
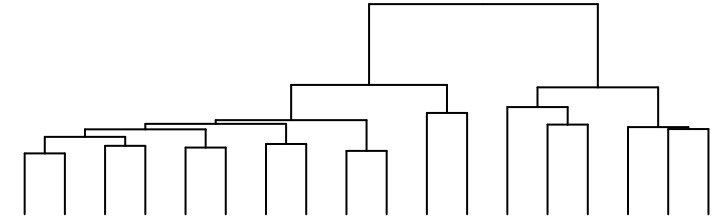


Color Key




-2 0 2
Value

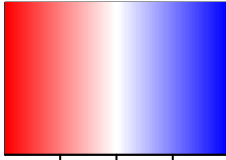
Pattern4 2 genes



96_1



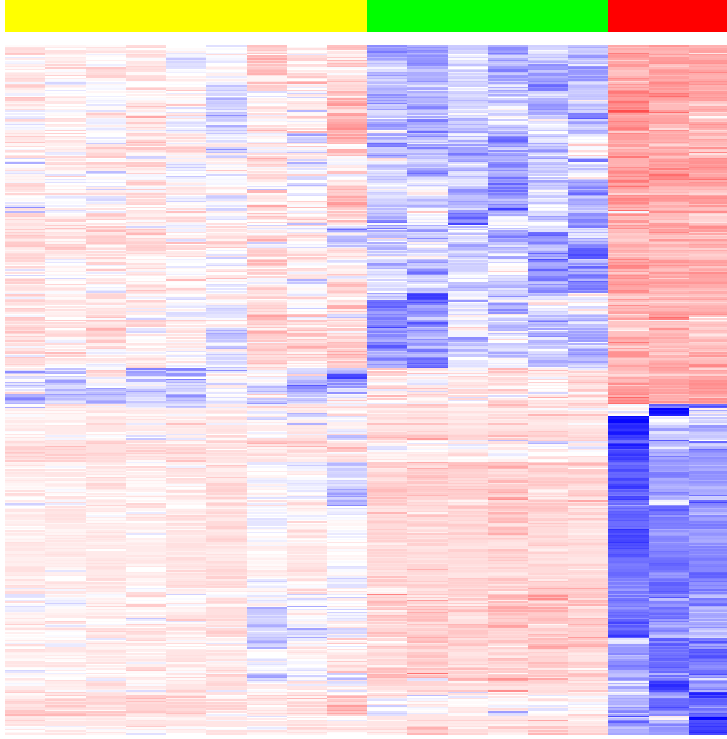
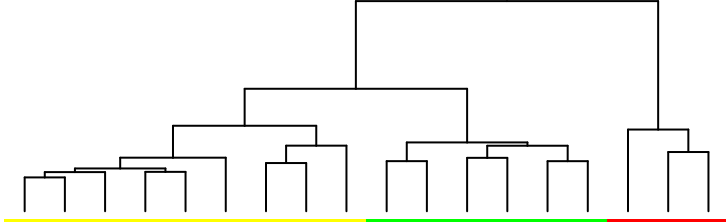
Color Key




-2 0 2

Value

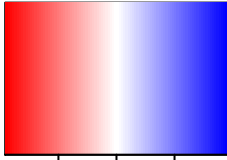
Pattern118 2 genes



Pi3
Pim2
BCm2
Pi2
Pim3
BCm3
Pi1
Pim1
BCm1
ON1
ONm1
ON2
ONm2
ON3
ONm3
BC1
BC2
BC3




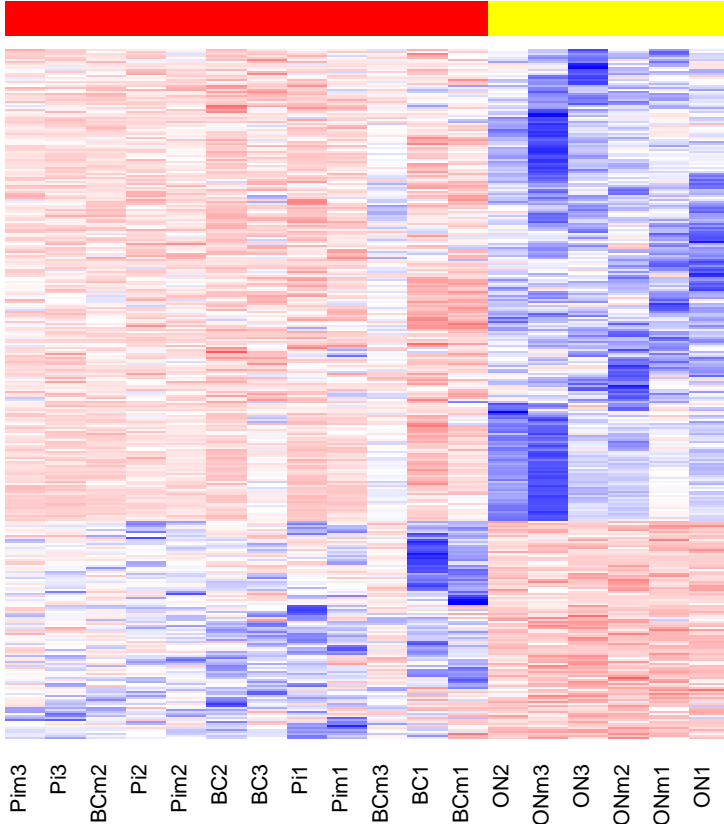
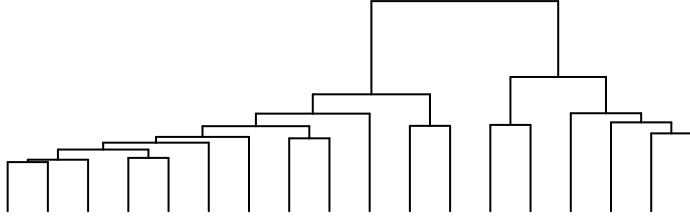
Color Key



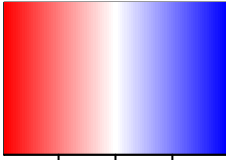
-2 0 2

Value

Pattern13 2 genes


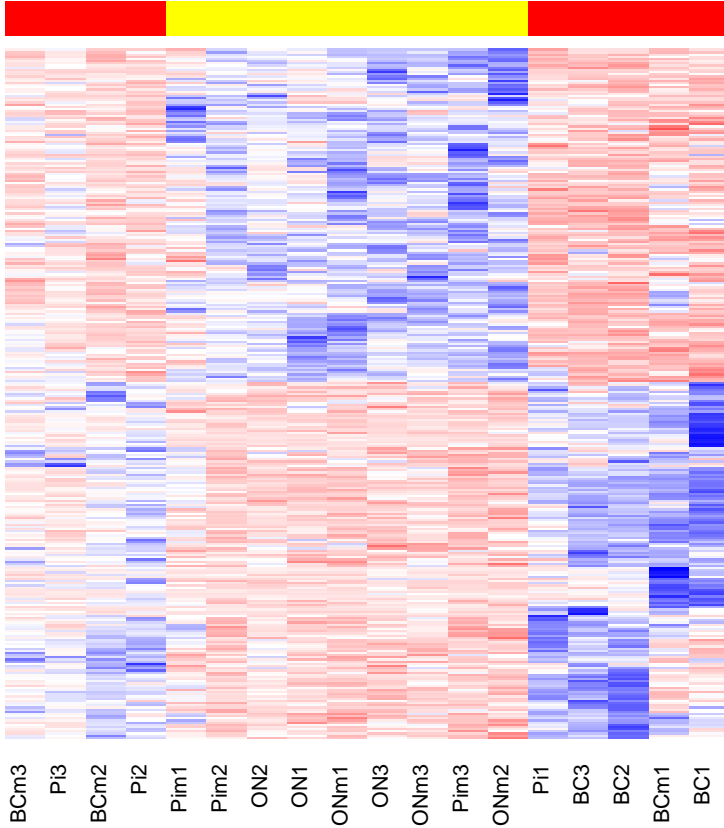
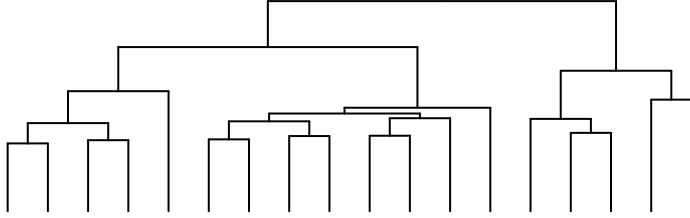


Color Key



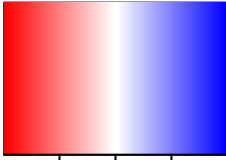
-2 0 2
Value

Pattern14 2 genes



BCm3 Pi3 BCm2 Pi2 Pim1 Pim2 ON2 ON1 ONm1 ON3 ONm3 Pim3 ONm2 Pi1 BC3 BC2 BCm1 BC1

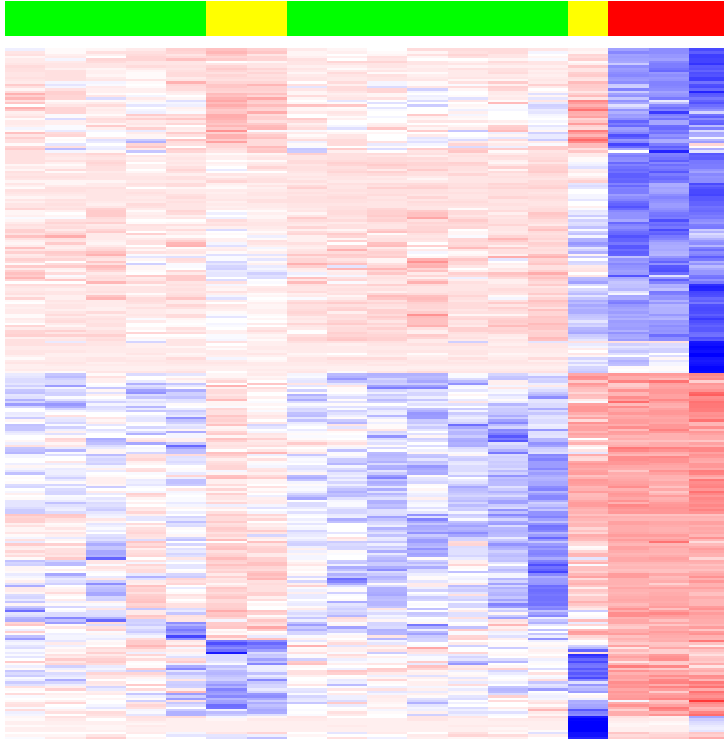
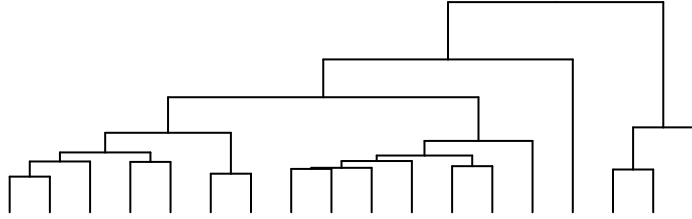
Color Key




-2 0 2

Value

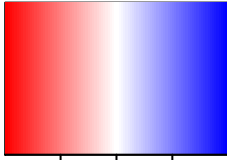
Pattern122 2 genes



ON3
ONm3
Pi2
Pi1
Pim1
BCm2
BCm3
ON2
Pi3
Pim2
ONm2
ON1
ONm1
Pim3
BCm1
BC3
BC2
BC1



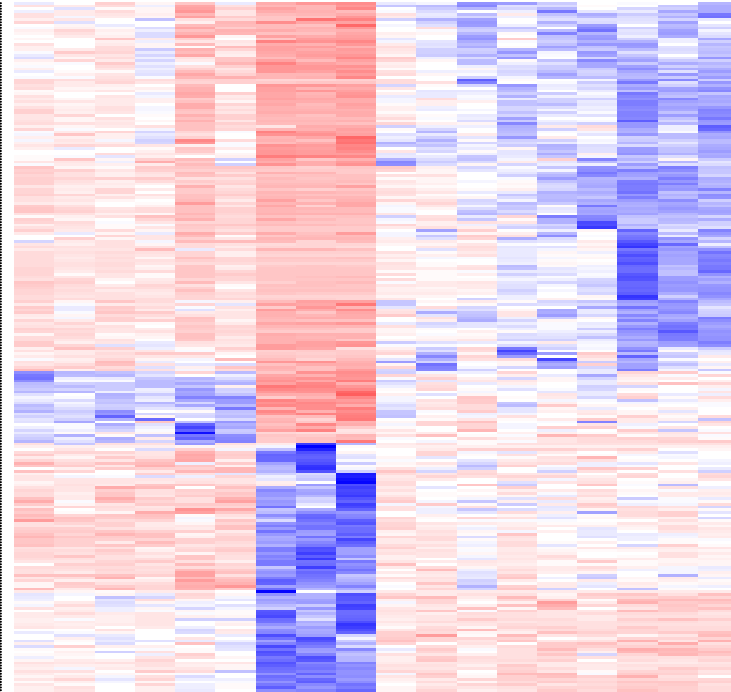
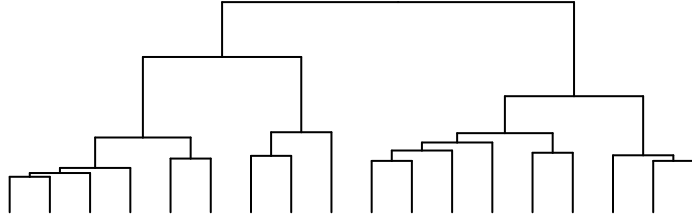
Color Key




-2 0 2

Value

Pattern95 2 genes

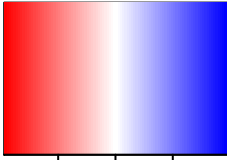


BCm3
ON2
BCm2
ON1
BCm1
ON3
BC3
BC2
BC1
ONm3
Pi2
Pi1
ONm1
ONm2
Pim1
Pim3
Pi3
Pim2



g01
g02
g03
g04
g05
g06
g07
g08
g09
g10
g11
g12
g13
g14
g15
g16
g17
g18
g19
g20
g21
g22
g23
g24
g25
g26
g27
g28
g29
g30
g31
g32
g33
g34
g35
g36
g37
g38
g39
g40
g41
g42
g43
g44
g45
g46
g47
g48
g49
g50
g51
g52
g53
g54
g55
g56
g57
g58
g59
g60
g61
g62
g63
g64
g65
g66
g67
g68
g69
g70
g71
g72
g73
g74
g75
g76
g77_3

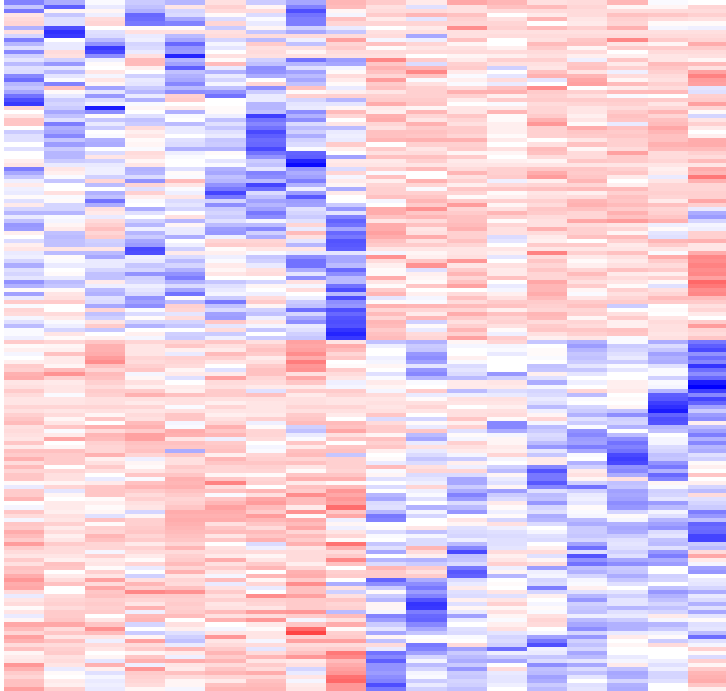
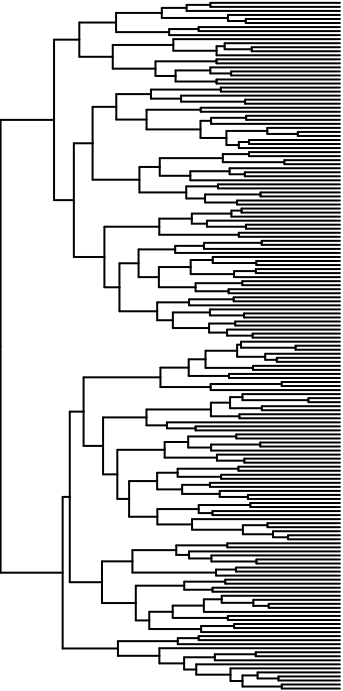
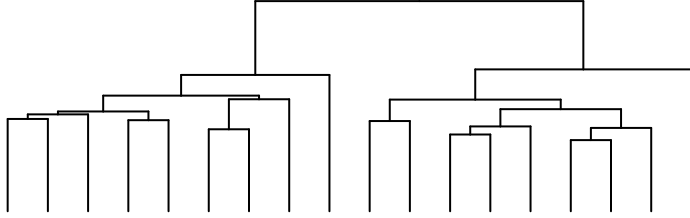
Color Key



-2 0 2

Value

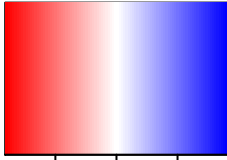
Pattern20 2 genes



ONm2 ON2 BC2 ONm1 ON1 ON3 ONm3 BC3 BC1 Pi1 Pim1 BCm2 BCm3 Pi2 Pim2 Pi3 Pim3 BCm1

Gene1
Gene2
Gene3
Gene4
Gene5
Gene6
Gene7
Gene8
Gene9
Gene10
Gene11
Gene12
Gene13
Gene14
Gene15
Gene16
Gene17
Gene18
Gene19
Gene20
Gene21
Gene22
Gene23
Gene24
Gene25
Gene26
Gene27
Gene28
Gene29
Gene30
Gene31
Gene32
Gene33
Gene34
Gene35
Gene36
Gene37
Gene38
Gene39
Gene40
Gene41
Gene42
Gene43
Gene44
Gene45
Gene46
Gene47
Gene48
Gene49
Gene50
Gene51
Gene52
Gene53
Gene54
Gene55
Gene56
Gene57
Gene58
Gene59
Gene60
Gene61
Gene62
Gene63
Gene64
Gene65
Gene66
Gene67
Gene68
Gene69
Gene70
Gene71
Gene72
Gene73
Gene74
Gene75
Gene76
Gene77
Gene78
Gene79
Gene80
Gene81
Gene82
Gene83
Gene84
Gene85
Gene86
Gene87
Gene88
Gene89
Gene90
Gene91
Gene92
Gene93
Gene94
Gene95
Gene96
Gene97
Gene98
Gene99
Gene100

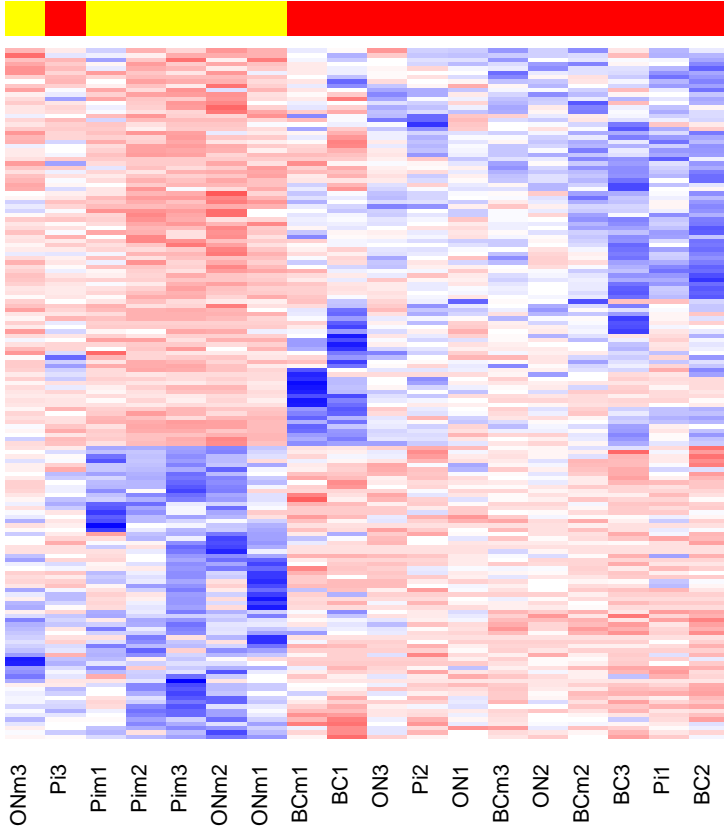
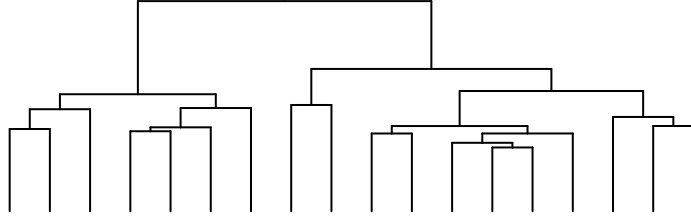
Color Key



-2 0 2

Value

Pattern6 2 genes



ONm3

Pi3

Pim1

Pim2

Pim3

ONm2

ONm1

BCm1

BC1

ON3

Pi2

ON1

BCm3

ON2

BCm2

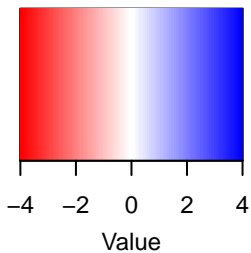
BC3

Pi1

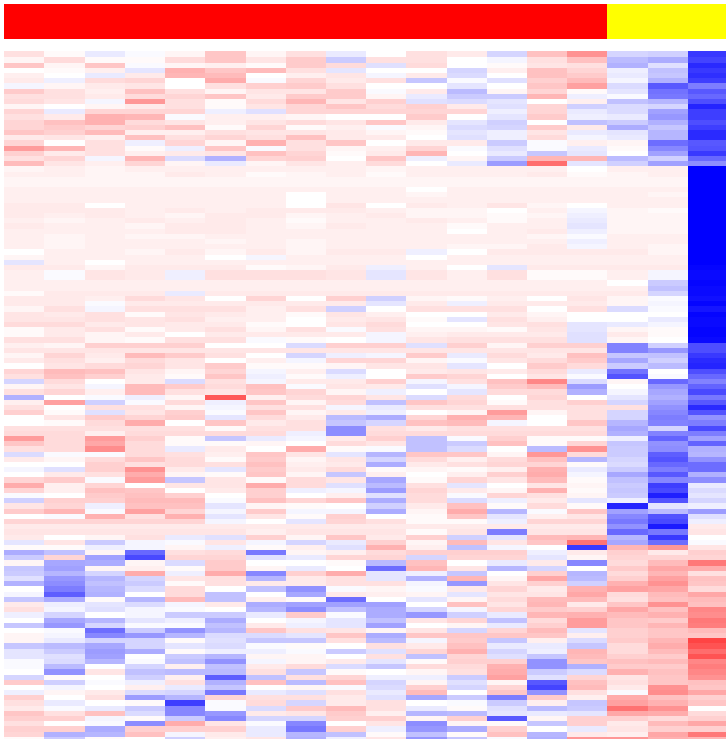
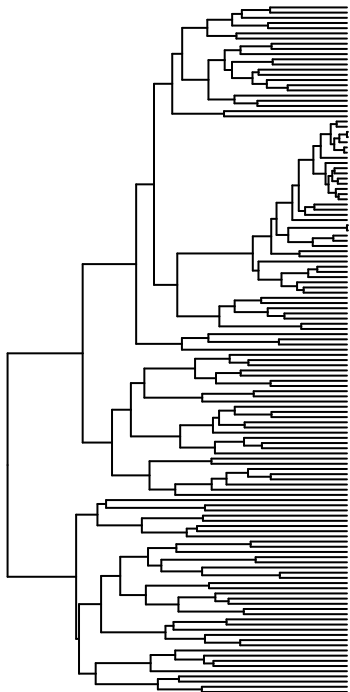
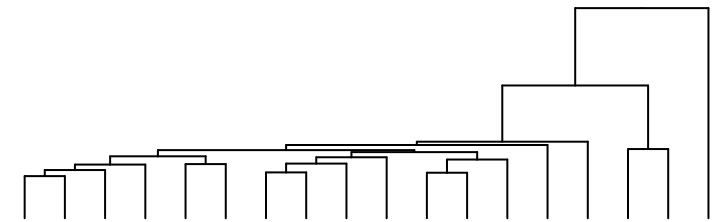
BC2

CG18001
CG18002
CG18003
CG18004
CG18005
CG18006
CG18007
CG18008
CG18009
CG18010
CG18011
CG18012
CG18013
CG18014
CG18015
CG18016
CG18017
CG18018
CG18019
CG18020
CG18021
CG18022
CG18023
CG18024
CG18025
CG18026
CG18027
CG18028
CG18029
CG18030
CG18031
CG18032
CG18033
CG18034
CG18035
CG18036
CG18037
CG18038
CG18039
CG18040
CG18041
CG18042
CG18043
CG18044
CG18045
CG18046
CG18047
CG18048
CG18049
CG18050
CG18051
CG18052
CG18053
CG18054
CG18055
CG18056
CG18057
CG18058
CG18059
CG18060
CG18061
CG18062
CG18063
CG18064
CG18065
CG18066
CG18067
CG18068
CG18069
CG18070
CG18071
CG18072
CG18073
CG18074
CG18075
CG18076
CG18077
CG18078
CG18079
CG18080
CG18081
CG18082
CG18083
CG18084
CG18085
CG18086
CG18087
CG18088
CG18089
CG18090
CG18091
CG18092
CG18093
CG18094
CG18095
CG18096
CG18097
CG18098
CG18099
CG18100
CG18101
CG18102
CG18103
CG18104
CG18105
CG18106
CG18107
CG18108
CG18109
CG18110
CG18111
CG18112
CG18113
CG18114
CG18115
CG18116
CG18117
CG18118
CG18119
CG18120
CG18121
CG18122
CG18123
CG18124
CG18125
CG18126
CG18127
CG18128
CG18129
CG18130
CG18131
CG18132
CG18133
CG18134
CG18135
CG18136
CG18137
CG18138
CG18139
CG18140
CG18141
CG18142
CG18143
CG18144
CG18145
CG18146
CG18147
CG18148
CG18149
CG18150
CG18151
CG18152
CG18153
CG18154
CG18155
CG18156
CG18157
CG18158
CG18159
CG18160
CG18161
CG18162
CG18163
CG18164
CG18165
CG18166
CG18167
CG18168
CG18169
CG18170
CG18171
CG18172
CG18173
CG18174
CG18175
CG18176
CG18177
CG18178
CG18179
CG18180
CG18181
CG18182
CG18183
CG18184
CG18185
CG18186
CG18187
CG18188
CG18189
CG18190
CG18191
CG18192
CG18193
CG18194
CG18195
CG18196
CG18197
CG18198
CG18199
CG18200
CG18201
CG18202
CG18203
CG18204
CG18205
CG18206
CG18207
CG18208
CG18209
CG18210
CG18211
CG18212
CG18213
CG18214
CG18215
CG18216
CG18217
CG18218
CG18219
CG18220
CG18221
CG18222
CG18223
CG18224
CG18225
CG18226
CG18227
CG18228
CG18229
CG18230
CG18231
CG18232
CG18233
CG18234
CG18235
CG18236
CG18237
CG18238
CG18239
CG18240
CG18241
CG18242
CG18243
CG18244
CG18245
CG18246
CG18247
CG18248
CG18249
CG18250
CG18251
CG18252
CG18253
CG18254
CG18255
CG18256
CG18257
CG18258
CG18259
CG18260
CG18261
CG18262
CG18263
CG18264
CG18265
CG18266
CG18267
CG18268
CG18269
CG18270
CG18271
CG18272
CG18273
CG18274
CG18275
CG18276
CG18277
CG18278
CG18279
CG18280
CG18281
CG18282
CG18283
CG18284
CG18285
CG18286
CG18287
CG18288
CG18289
CG18290
CG18291
CG18292
CG18293
CG18294
CG18295
CG18296
CG18297
CG18298
CG18299
CG18300
CG18301
CG18302
CG18303
CG18304
CG18305
CG18306
CG18307
CG18308
CG18309
CG18310
CG18311
CG18312
CG18313
CG18314
CG18315
CG18316
CG18317
CG18318
CG18319
CG18320
CG18321
CG18322
CG18323
CG18324
CG18325
CG18326
CG18327
CG18328
CG18329
CG18330
CG18331
CG18332
CG18333
CG18334
CG18335
CG18336
CG18337
CG18338
CG18339
CG18340
CG18341
CG18342
CG18343
CG18344
CG18345
CG18346
CG18347
CG18348
CG18349
CG18350
CG18351
CG18352
CG18353
CG18354
CG18355
CG18356
CG18357
CG18358
CG18359
CG18360
CG18361
CG18362
CG18363
CG18364
CG18365
CG18366
CG18367
CG18368
CG18369
CG18370
CG18371
CG18372
CG18373
CG18374
CG18375
CG18376
CG18377
CG18378
CG18379
CG18380
CG18381
CG18382
CG18383
CG18384
CG18385
CG18386
CG18387
CG18388
CG18389
CG18390
CG18391
CG18392
CG18393
CG18394
CG18395
CG18396
CG18397
CG18398
CG18399
CG18400
CG18401
CG18402
CG18403
CG18404
CG18405
CG18406
CG18407
CG18408
CG18409
CG18410
CG18411
CG18412
CG18413
CG18414
CG18415
CG18416
CG18417
CG18418
CG18419
CG18420
CG18421
CG18422
CG18423
CG18424
CG18425
CG18426
CG18427
CG18428
CG18429
CG18430
CG18431
CG18432
CG18433
CG18434
CG18435
CG18436
CG18437
CG18438
CG18439
CG18440
CG18441
CG18442
CG18443
CG18444
CG18445
CG18446
CG18447
CG18448
CG18449
CG18450
CG18451
CG18452
CG18453
CG18454
CG18455
CG18456
CG18457
CG18458
CG18459
CG18460
CG18461
CG18462
CG18463
CG18464
CG18465
CG18466
CG18467
CG18468
CG18469
CG18470
CG18471
CG18472
CG18473
CG18474
CG18475
CG18476
CG18477
CG18478
CG18479
CG18480
CG18481
CG18482
CG18483
CG18484
CG18485
CG18486
CG18487
CG18488
CG18489
CG18490
CG18491
CG18492
CG18493
CG18494
CG18495
CG18496
CG18497
CG18498
CG18499
CG18500
CG18501
CG18502
CG18503
CG18504
CG18505
CG18506
CG18507
CG18508
CG18509
CG18510
CG18511
CG18512
CG18513
CG18514
CG18515
CG18516
CG18517
CG18518
CG18519
CG18520
CG18521
CG18522
CG18523
CG18524
CG18525
CG18526
CG18527
CG18528
CG18529
CG18530
CG18531
CG18532
CG18533
CG18534
CG18535
CG18536
CG18537
CG18538
CG18539
CG18540
CG18541
CG18542
CG18543
CG18544
CG18545
CG18546
CG18547
CG18548
CG18549
CG18550
CG18551
CG18552
CG18553
CG18554
CG18555
CG18556
CG18557
CG18558
CG18559
CG18560
CG18561
CG18562
CG18563
CG18564
CG18565
CG18566
CG18567
CG18568
CG18569
CG18570
CG18571
CG18572
CG18573
CG18574
CG18575
CG18576
CG18577
CG18578
CG18579
CG18580
CG18581
CG18582
CG18583
CG18584
CG18585
CG18586
CG18587
CG18588
CG18589
CG18590
CG18591
CG18592
CG18593
CG18594
CG18595
CG18596
CG18597
CG18598
CG18599
CG18600
CG18601
CG18602
CG18603
CG18604
CG18605
CG18606
CG18607
CG18608
CG18609
CG18610
CG18611
CG18612
CG18613
CG18614
CG18615
CG18616
CG18617
CG18618
CG18619
CG18620
CG18621
CG18622
CG18623
CG18624
CG18625
CG18626
CG18627
CG18628
CG18629
CG18630
CG18631
CG18632
CG18633
CG18634
CG18635
CG18636
CG18637
CG18638
CG18639
CG18640
CG18641
CG18642
CG18643
CG18644
CG18645
CG18646
CG18647
CG18648
CG18649
CG18650
CG18651
CG18652
CG18653
CG18654
CG18655
CG18656
CG18657
CG18658
CG18659
CG18660
CG18661
CG18662
CG18663
CG18664
CG18665
CG18666
CG18667
CG18668
CG18669
CG18670
CG18671
CG18672
CG18673
CG18674
CG18675
CG18676
CG18677
CG18678
CG18679
CG18680
CG18681
CG18682
CG18683
CG18684
CG18685
CG18686
CG18687
CG18688
CG18689
CG18690
CG18691
CG18692
CG18693
CG18694
CG18695
CG18696
CG18697
CG18698
CG18699
CG18700
CG18701
CG18702
CG18703
CG18704
CG18705
CG18706
CG18707
CG18708
CG18709
CG18710
CG18711
CG18712
CG18713
CG18714
CG18715
CG18716
CG18717
CG18718
CG18719
CG18720
CG18721
CG18722
CG18723
CG18724
CG18725
CG18726
CG18727
CG18728
CG18729
CG18730
CG18731
CG18732
CG18733
CG18734
CG18735
CG18736
CG18737
CG18738
CG18739
CG18740
CG18741
CG18742
CG18743
CG18744
CG18745
CG18746
CG18747
CG18748
CG18749
CG18750
CG18751
CG18752
CG18753
CG18754
CG18755
CG18756
CG18757
CG18758
CG18759
CG18760
CG18761
CG18762
CG18763
CG18764
CG18765
CG18766
CG18767
CG18768
CG18769
CG18770
CG18771
CG18772
CG18773
CG18774
CG18775
CG18776
CG18777
CG18778
CG18779
CG18780
CG18781
CG18782
CG18783
CG18784
CG18785
CG18786
CG18787
CG18788
CG18789
CG18790
CG18791
CG18792
CG18793
CG18794
CG18795
CG18796
CG18797
CG18798
CG18799
CG18800
CG18801
CG18802
CG18803
CG18804
CG18805
CG18806
CG18807
CG18808
CG18809
CG18810
CG18811
CG18812
CG18813
CG18814
CG18815
CG18816
CG18817
CG18818
CG18819
CG18820
CG18821
CG18822
CG18823
CG18824
CG18825
CG18826
CG18827
CG18828
CG18829
CG18830
CG18831
CG18832
CG18833
CG18834
CG18835
CG18836
CG18837
CG18838
CG18839
CG18840
CG18841
CG18842
CG18843
CG18844
CG18845
CG18846
CG18847
CG18848
CG18849
CG18850
CG18851
CG18852
CG18853
CG18854
CG18855
CG18856
CG18857
CG18858
CG18859
CG18860
CG18861
CG18862
CG18863
CG18864
CG18865
CG18866
CG18867
CG18868
CG18869
CG18870
CG18871
CG18872
CG18873
CG18874
CG18875
CG18876
CG18877
CG18878
CG18879
CG18880
CG18881
CG18882
CG18883
CG18884
CG18885
CG18886
CG18887
CG18888
CG18889
CG18890
CG18891
CG18892
CG18893
CG18894
CG18895
CG18896
CG18897
CG18898
CG18899
CG18900
CG18901
CG18902
CG18903
CG18904
CG18905
CG18906
CG18907
CG18908
CG18909
CG18910
CG18911
CG18912
CG18913
CG18914
CG18915
CG18916
CG18917
CG18918
CG18919
CG18920
CG18921
CG18922
CG18923
CG18924
CG18925
CG18926
CG18927
CG18928
CG18929
CG18930
CG18931
CG18932
CG18933
CG18934
CG18935
CG18936
CG18937
CG18938
CG18939
CG18940
CG18941
CG18942
CG18943
CG18944
CG18945
CG18946
CG18947
CG18948
CG18949
CG18950
CG18951
CG18952
CG18953
CG18954
CG18955
CG18956
CG18957
CG18958
CG18959
CG18960
CG18961
CG18962
CG18963
CG18964
CG18965
CG18966
CG18967
CG18968
CG18969
CG18970
CG18971
CG18972
CG18973
CG18974
CG18975
CG18976
CG18977
CG18978
CG18979
CG18980
CG18981
CG18982
CG18983
CG18984
CG18985
CG18986
CG18987
CG18988
CG18989
CG18990
CG18991
CG18992
CG18993
CG18994
CG18995
CG18996
CG18997
CG18998
CG18999
CG19000

Color Key




Pattern17 2 genes



Pi3
Pim2
Pim3
ONm2
Pi1
BC2
ON2
Pi2
ON1
ONm1
ONm3
ON3
Pim1
BC3
BC1
BCm3
BCm2
BCm1

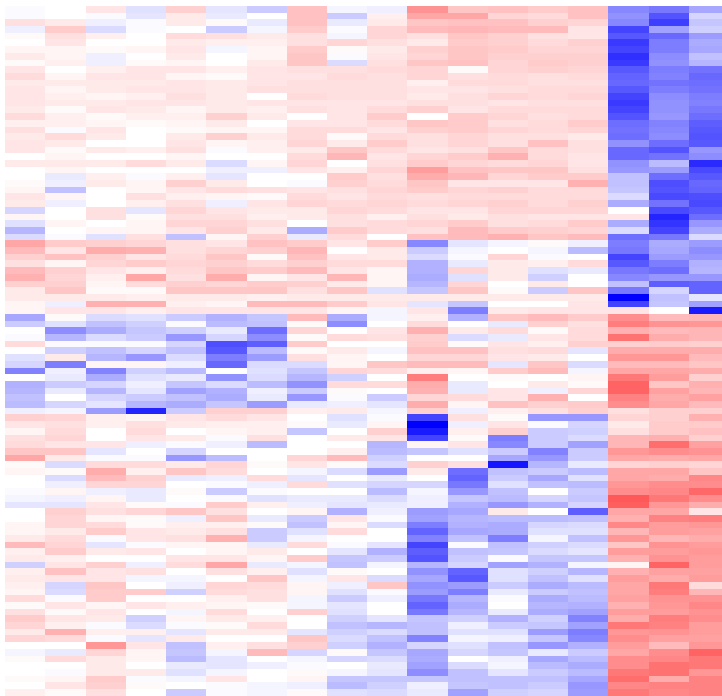
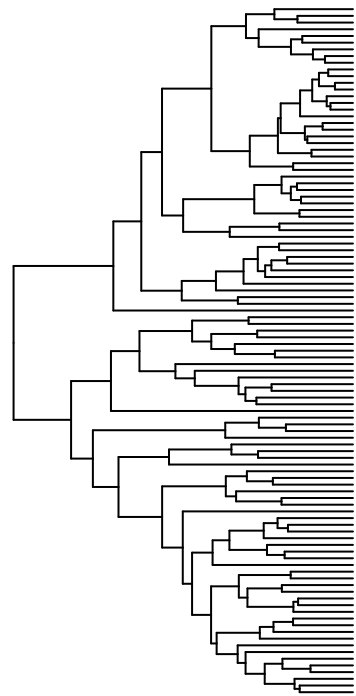
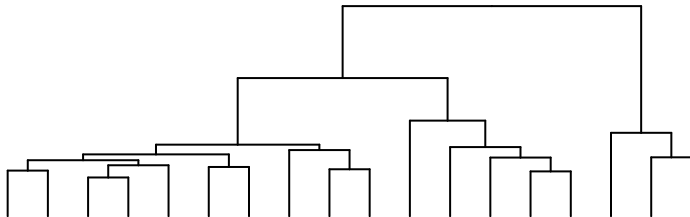
CG16666
CG16667
CG16668
CG16669
CG16670
CG16671
CG16672
CG16673
CG16674
CG16675
CG16676
CG16677
CG16678
CG16679
CG16680
CG16681
CG16682
CG16683
CG16684
CG16685
CG16686
CG16687
CG16688
CG16689
CG16690
CG16691
CG16692
CG16693
CG16694
CG16695
CG16696
CG16697
CG16698
CG16699
CG16700
CG16701
CG16702
CG16703
CG16704
CG16705
CG16706
CG16707
CG16708
CG16709
CG16710
CG16711
CG16712
CG16713
CG16714
CG16715
CG16716
CG16717
CG16718
CG16719
CG16720
CG16721
CG16722
CG16723
CG16724
CG16725
CG16726
CG16727
CG16728
CG16729
CG16730
CG16731
CG16732
CG16733
CG16734
CG16735
CG16736
CG16737
CG16738
CG16739
CG16740
CG16741
CG16742
CG16743
CG16744
CG16745
CG16746
CG16747
CG16748
CG16749
CG16750
CG16751
CG16752
CG16753
CG16754
CG16755
CG16756
CG16757
CG16758
CG16759
CG16760
CG16761
CG16762
CG16763
CG16764
CG16765
CG16766
CG16767
CG16768
CG16769
CG16770
CG16771
CG16772
CG16773
CG16774
CG16775
CG16776
CG16777
CG16778
CG16779
CG16780
CG16781
CG16782
CG16783
CG16784
CG16785
CG16786
CG16787
CG16788
CG16789
CG16790
CG16791
CG16792
CG16793
CG16794
CG16795
CG16796
CG16797
CG16798
CG16799
CG16800
CG16801
CG16802
CG16803
CG16804
CG16805
CG16806
CG16807
CG16808
CG16809
CG16810
CG16811
CG16812
CG16813
CG16814
CG16815
CG16816
CG16817
CG16818
CG16819
CG16820
CG16821
CG16822
CG16823
CG16824
CG16825
CG16826
CG16827
CG16828
CG16829
CG16830
CG16831
CG16832
CG16833
CG16834
CG16835
CG16836
CG16837
CG16838
CG16839
CG16840
CG16841
CG16842
CG16843
CG16844
CG16845
CG16846
CG16847
CG16848
CG16849
CG16850
CG16851
CG16852
CG16853
CG16854
CG16855
CG16856
CG16857
CG16858
CG16859
CG16860
CG16861
CG16862
CG16863
CG16864
CG16865
CG16866
CG16867
CG16868
CG16869
CG16870
CG16871
CG16872
CG16873
CG16874
CG16875
CG16876
CG16877
CG16878
CG16879
CG16880
CG16881
CG16882
CG16883
CG16884
CG16885
CG16886
CG16887
CG16888
CG16889
CG16890
CG16891
CG16892
CG16893
CG16894
CG16895
CG16896
CG16897
CG16898
CG16899
CG16900
CG16901
CG16902
CG16903
CG16904
CG16905
CG16906
CG16907
CG16908
CG16909
CG16910
CG16911
CG16912
CG16913
CG16914
CG16915
CG16916
CG16917
CG16918
CG16919
CG16920
CG16921
CG16922
CG16923
CG16924
CG16925
CG16926
CG16927
CG16928
CG16929
CG16930
CG16931
CG16932
CG16933
CG16934
CG16935
CG16936
CG16937
CG16938
CG16939
CG16940
CG16941
CG16942
CG16943
CG16944
CG16945
CG16946
CG16947
CG16948
CG16949
CG16950
CG16951
CG16952
CG16953
CG16954
CG16955
CG16956
CG16957
CG16958
CG16959
CG16960
CG16961
CG16962
CG16963
CG16964
CG16965
CG16966
CG16967
CG16968
CG16969
CG16970
CG16971
CG16972
CG16973
CG16974
CG16975
CG16976
CG16977
CG16978
CG16979
CG16980
CG16981
CG16982
CG16983
CG16984
CG16985
CG16986
CG16987
CG16988
CG16989
CG16990
CG16991
CG16992
CG16993
CG16994
CG16995
CG16996
CG16997
CG16998
CG16999
CG17000

Color Key




-2 0 2
Value


Pattern121 2 genes



ONm3
Pi1
Pi2
ON2
ONm1
ON1
ONm2
ON3
Pi3
BCm3
BCm1
Pim1
BCm2
Pim2
Pim3
BC1
BC3
BC2

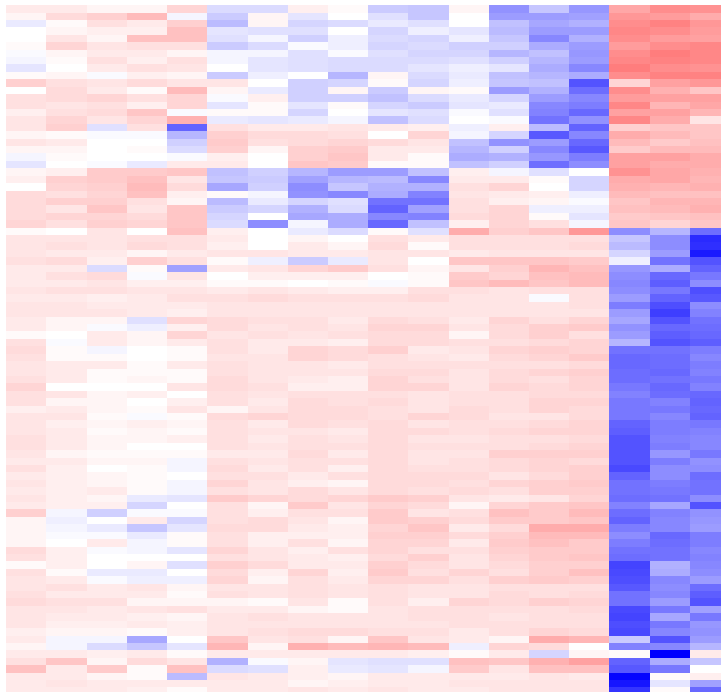
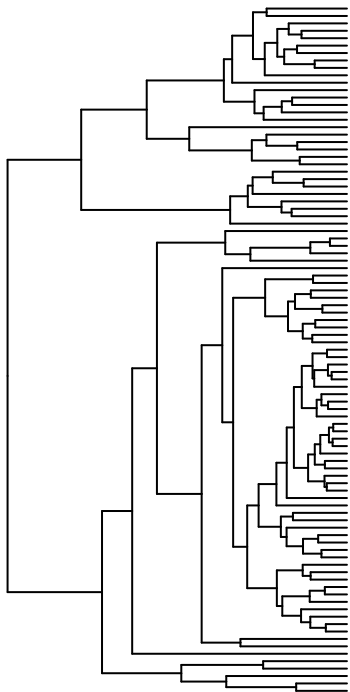
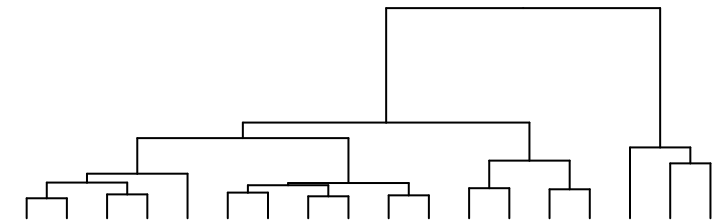


Color Key



-2 0 2
Value


Pattern166 2 genes



BCm3
BCm2
Pi2
Pi1
BCm1
ON1
ON2
ON3
ONm3
ONm1
ONm2
Pi3
Pim1
Pim2
Pim3
BC1
BC2
BC3


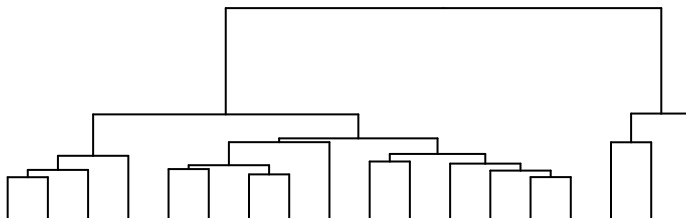


Color Key




-2 0 2
Value


Pattern112 2 genes



ON2
Pi2
ON3
Pi1
ON1
Pi3
ONm3
BCm3
BCm1
ONm2
Pim1
BCm2
ONm1
Pim2
Pim3
BC2
BC3
BC1

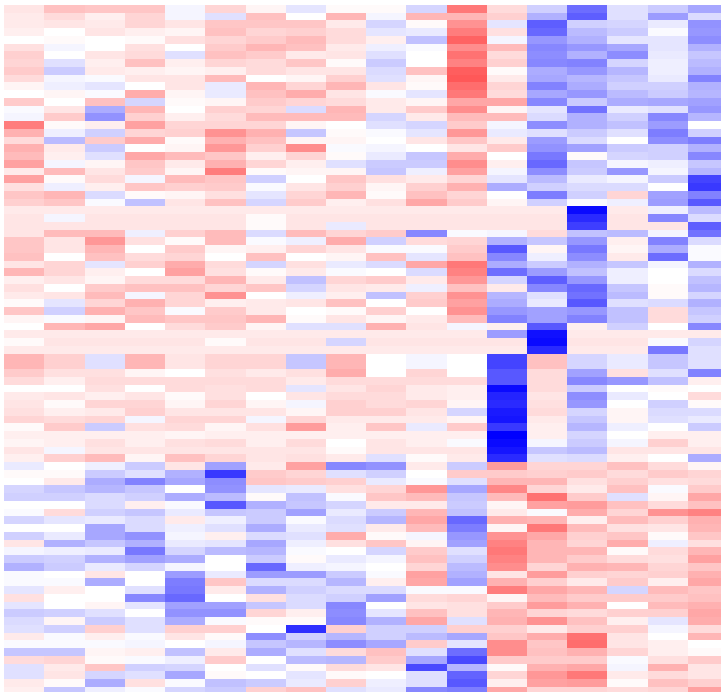
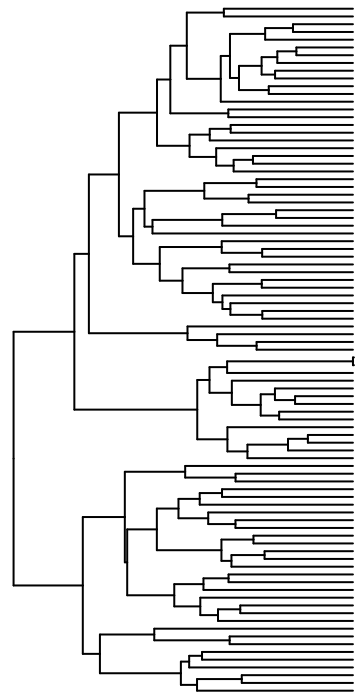
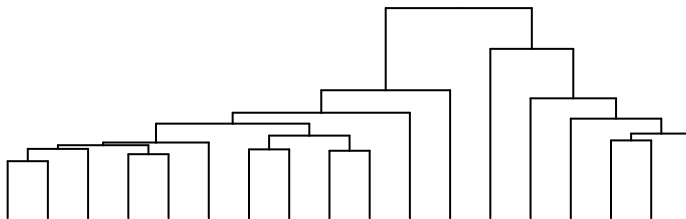


Color Key

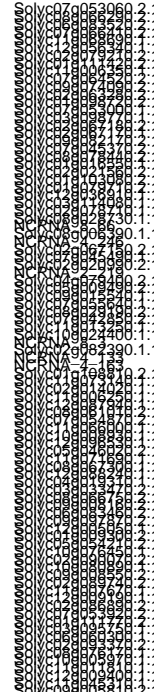


-2 0 2
Value

Pattern19 2 genes




Pim2
ON2
ON1
ONm1
Pim3
ONm2
ON3
ONm3
BC3
BC2
Pim1
BC1
BCm1
Pi1
Pi2
Pi3
BCm3
BCm2



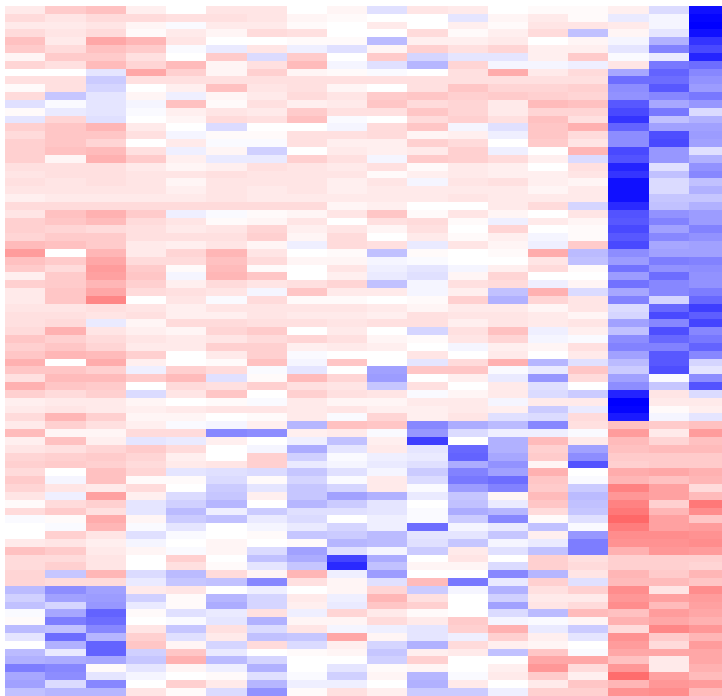

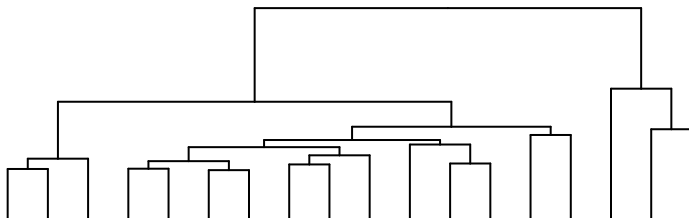
ONm1
ONm2
ONm3
ONm4
ONm5
ONm6
ONm7
ONm8
ONm9
ONm10
ONm11
ONm12
ONm13
ONm14
ONm15
ONm16
ONm17
ONm18
ONm19
ONm20
ONm21
ONm22
ONm23
ONm24
ONm25
ONm26
ONm27
ONm28
ONm29
ONm30
ONm31
ONm32
ONm33
ONm34
ONm35
ONm36
ONm37
ONm38
ONm39
ONm40
ONm41
ONm42
ONm43
ONm44
ONm45
ONm46
ONm47
ONm48
ONm49
ONm50
ONm51
ONm52
ONm53
ONm54
ONm55
ONm56
ONm57
ONm58
ONm59
ONm60
ONm61
ONm62
ONm63
ONm64
ONm65
ONm66
ONm67
ONm68
ONm69
ONm70
ONm71
ONm72
ONm73
ONm74
ONm75
ONm76
ONm77
ONm78
ONm79
ONm80
ONm81
ONm82
ONm83
ONm84
ONm85
ONm86
ONm87
ONm88
ONm89
ONm90
ONm91
ONm92
ONm93
ONm94
ONm95
ONm96
ONm97
ONm98
ONm99
ONm100
ONm101
ONm102
ONm103
ONm104
ONm105
ONm106
ONm107
ONm108
ONm109
ONm110
ONm111
ONm112
ONm113
ONm114
ONm115
ONm116
ONm117
ONm118
ONm119
ONm120
ONm121
ONm122
ONm123
ONm124
ONm125
ONm126
ONm127
ONm128
ONm129
ONm130
ONm131
ONm132
ONm133
ONm134
ONm135
ONm136
ONm137
ONm138
ONm139
ONm140
ONm141
ONm142
ONm143
ONm144
ONm145
ONm146
ONm147
ONm148
ONm149
ONm150
ONm151
ONm152
ONm153
ONm154
ONm155
ONm156
ONm157
ONm158
ONm159
ONm160
ONm161
ONm162
ONm163
ONm164
ONm165
ONm166
ONm167
ONm168
ONm169
ONm170
ONm171
ONm172
ONm173
ONm174
ONm175
ONm176
ONm177
ONm178
ONm179
ONm180
ONm181
ONm182
ONm183
ONm184
ONm185
ONm186
ONm187
ONm188
ONm189
ONm190
ONm191
ONm192
ONm193
ONm194
ONm195
ONm196
ONm197
ONm198
ONm199
ONm200
ONm201
ONm202
ONm203
ONm204
ONm205
ONm206
ONm207
ONm208
ONm209
ONm210
ONm211
ONm212
ONm213
ONm214
ONm215
ONm216
ONm217
ONm218
ONm219
ONm220
ONm221
ONm222
ONm223
ONm224
ONm225
ONm226
ONm227
ONm228
ONm229
ONm230
ONm231
ONm232
ONm233
ONm234
ONm235
ONm236
ONm237
ONm238
ONm239
ONm240
ONm241
ONm242
ONm243
ONm244
ONm245
ONm246
ONm247
ONm248
ONm249
ONm250
ONm251
ONm252
ONm253
ONm254
ONm255
ONm256
ONm257
ONm258
ONm259
ONm260
ONm261
ONm262
ONm263
ONm264
ONm265
ONm266
ONm267
ONm268
ONm269
ONm270
ONm271
ONm272
ONm273
ONm274
ONm275
ONm276
ONm277
ONm278
ONm279
ONm280
ONm281
ONm282
ONm283
ONm284
ONm285
ONm286
ONm287
ONm288
ONm289
ONm290
ONm291
ONm292
ONm293
ONm294
ONm295
ONm296
ONm297
ONm298
ONm299
ONm300
ONm301
ONm302
ONm303
ONm304
ONm305
ONm306
ONm307
ONm308
ONm309
ONm310
ONm311
ONm312
ONm313
ONm314
ONm315
ONm316
ONm317
ONm318
ONm319
ONm320
ONm321
ONm322
ONm323
ONm324
ONm325
ONm326
ONm327
ONm328
ONm329
ONm330
ONm331
ONm332
ONm333
ONm334
ONm335
ONm336
ONm337
ONm338
ONm339
ONm340
ONm341
ONm342
ONm343
ONm344
ONm345
ONm346
ONm347
ONm348
ONm349
ONm350
ONm351
ONm352
ONm353
ONm354
ONm355
ONm356
ONm357
ONm358
ONm359
ONm360
ONm361
ONm362
ONm363
ONm364
ONm365
ONm366
ONm367
ONm368
ONm369
ONm370
ONm371
ONm372
ONm373
ONm374
ONm375
ONm376
ONm377
ONm378
ONm379
ONm380
ONm381
ONm382
ONm383
ONm384
ONm385
ONm386
ONm387
ONm388
ONm389
ONm390
ONm391
ONm392
ONm393
ONm394
ONm395
ONm396
ONm397
ONm398
ONm399
ONm400
ONm401
ONm402
ONm403
ONm404
ONm405
ONm406
ONm407
ONm408
ONm409
ONm410
ONm411
ONm412
ONm413
ONm414
ONm415
ONm416
ONm417
ONm418
ONm419
ONm420
ONm421
ONm422
ONm423
ONm424
ONm425
ONm426
ONm427
ONm428
ONm429
ONm430
ONm431
ONm432
ONm433
ONm434
ONm435
ONm436
ONm437
ONm438
ONm439
ONm440
ONm441
ONm442
ONm443
ONm444
ONm445
ONm446
ONm447
ONm448
ONm449
ONm450
ONm451
ONm452
ONm453
ONm454
ONm455
ONm456
ONm457
ONm458
ONm459
ONm460
ONm461
ONm462
ONm463
ONm464
ONm465
ONm466
ONm467
ONm468
ONm469
ONm470
ONm471
ONm472
ONm473
ONm474
ONm475
ONm476
ONm477
ONm478
ONm479
ONm480
ONm481
ONm482
ONm483
ONm484
ONm485
ONm486
ONm487
ONm488
ONm489
ONm490
ONm491
ONm492
ONm493
ONm494
ONm495
ONm496
ONm497
ONm498
ONm499
ONm500
ONm501
ONm502
ONm503
ONm504
ONm505
ONm506
ONm507
ONm508
ONm509
ONm510
ONm511
ONm512
ONm513
ONm514
ONm515
ONm516
ONm517
ONm518
ONm519
ONm520
ONm521
ONm522
ONm523
ONm524
ONm525
ONm526
ONm527
ONm528
ONm529
ONm530
ONm531
ONm532
ONm533
ONm534
ONm535
ONm536
ONm537
ONm538
ONm539
ONm540
ONm541
ONm542
ONm543
ONm544
ONm545
ONm546
ONm547
ONm548
ONm549
ONm550
ONm551
ONm552
ONm553
ONm554
ONm555
ONm556
ONm557
ONm558
ONm559
ONm560
ONm561
ONm562
ONm563
ONm564
ONm565
ONm566
ONm567
ONm568
ONm569
ONm570
ONm571
ONm572
ONm573
ONm574
ONm575
ONm576
ONm577
ONm578
ONm579
ONm580
ONm581
ONm582
ONm583
ONm584
ONm585
ONm586
ONm587
ONm588
ONm589
ONm590
ONm591
ONm592
ONm593
ONm594
ONm595
ONm596
ONm597
ONm598
ONm599
ONm600
ONm601
ONm602
ONm603
ONm604
ONm605
ONm606
ONm607
ONm608
ONm609
ONm610
ONm611
ONm612
ONm613
ONm614
ONm615
ONm616
ONm617
ONm618
ONm619
ONm620
ONm621
ONm622
ONm623
ONm624
ONm625
ONm626
ONm627
ONm628
ONm629
ONm630
ONm631
ONm632
ONm633
ONm634
ONm635
ONm636
ONm637
ONm638
ONm639
ONm640
ONm641
ONm642
ONm643
ONm644
ONm645
ONm646
ONm647
ONm648
ONm649
ONm650
ONm651
ONm652
ONm653
ONm654
ONm655
ONm656
ONm657
ONm658
ONm659
ONm660
ONm661
ONm662
ONm663
ONm664
ONm665
ONm666
ONm667
ONm668
ONm669
ONm670
ONm671
ONm672
ONm673
ONm674
ONm675
ONm676
ONm677
ONm678
ONm679
ONm680
ONm681
ONm682
ONm683
ONm684
ONm685
ONm686
ONm687
ONm688
ONm689
ONm690
ONm691
ONm692
ONm693
ONm694
ONm695
ONm696
ONm697
ONm698
ONm699
ONm700
ONm701
ONm702
ONm703
ONm704
ONm705
ONm706
ONm707
ONm708
ONm709
ONm710
ONm711
ONm712
ONm713
ONm714
ONm715
ONm716
ONm717
ONm718
ONm719
ONm720
ONm721
ONm722
ONm723
ONm724
ONm725
ONm726
ONm727
ONm728
ONm729
ONm730
ONm731
ONm732
ONm733
ONm734
ONm735
ONm736
ONm737
ONm738
ONm739
ONm740
ONm741
ONm742
ONm743
ONm744
ONm745
ONm746
ONm747
ONm748
ONm749
ONm750
ONm751
ONm752
ONm753
ONm754
ONm755
ONm756
ONm757
ONm758
ONm759
ONm760
ONm761
ONm762
ONm763
ONm764
ONm765
ONm766
ONm767
ONm768
ONm769
ONm770
ONm771
ONm772
ONm773
ONm774
ONm775
ONm776
ONm777
ONm778
ONm779
ONm780
ONm781
ONm782
ONm783
ONm784
ONm785
ONm786
ONm787
ONm788
ONm789
ONm790
ONm791
ONm792
ONm793
ONm794
ONm795
ONm796
ONm797
ONm798
ONm799
ONm800
ONm801
ONm802
ONm803
ONm804
ONm805
ONm806
ONm807
ONm808
ONm809
ONm810
ONm811
ONm812
ONm813
ONm814
ONm815
ONm816
ONm817
ONm818
ONm819
ONm820
ONm821
ONm822
ONm823
ONm824
ONm825
ONm826
ONm827
ONm828
ONm829
ONm830
ONm831
ONm832
ONm833
ONm834
ONm835
ONm836
ONm837
ONm838
ONm839
ONm840
ONm841
ONm842
ONm843
ONm844
ONm845
ONm846
ONm847
ONm848
ONm849
ONm850
ONm851
ONm852
ONm853
ONm854
ONm855
ONm856
ONm857
ONm858
ONm859
ONm860
ONm861
ONm862
ONm863
ONm864
ONm865
ONm866
ONm867
ONm868
ONm869
ONm870
ONm871
ONm872
ONm873
ONm874
ONm875
ONm876
ONm877
ONm878
ONm879
ONm880
ONm881
ONm882
ONm883
ONm884
ONm885
ONm886
ONm887
ONm888
ONm889
ONm890
ONm891
ONm892
ONm893
ONm894
ONm895
ONm896
ONm897
ONm898
ONm899
ONm900
ONm901
ONm902
ONm903
ONm904
ONm905
ONm906
ONm907
ONm908
ONm909
ONm910
ONm911
ONm912
ONm913
ONm914
ONm915
ONm916
ONm917
ONm918
ONm919
ONm920
ONm921
ONm922
ONm923
ONm924
ONm925
ONm926
ONm927
ONm928
ONm929
ONm930
ONm931
ONm932
ONm933
ONm934
ONm935
ONm936
ONm937
ONm938
ONm939
ONm940
ONm941
ONm942
ONm943
ONm944
ONm945
ONm946
ONm947
ONm948
ONm949
ONm950
ONm951
ONm952
ONm953
ONm954
ONm955
ONm956
ONm957
ONm958
ONm959
ONm960
ONm961
ONm962
ONm963
ONm964
ONm965
ONm966
ONm967
ONm968
ONm969
ONm970
ONm971
ONm972
ONm973
ONm974
ONm975
ONm976
ONm977
ONm978
ONm979
ONm980
ONm981
ONm982
ONm983
ONm984
ONm985
ONm986
ONm987
ONm988
ONm989
ONm990
ONm991
ONm992
ONm993
ONm994
ONm995
ONm996
ONm997
ONm998
ONm999
ONm1000

Color Key




-2 0 2
Value


Pattern109 2 genes



ON2
ON1
ON3
ONm3
Pi2
ONm1
BCm3
Pim2
BCm2
Pi1
ONm2
Pi3
Pim3
BCm1
Pim1
BC1
BC3
BC2

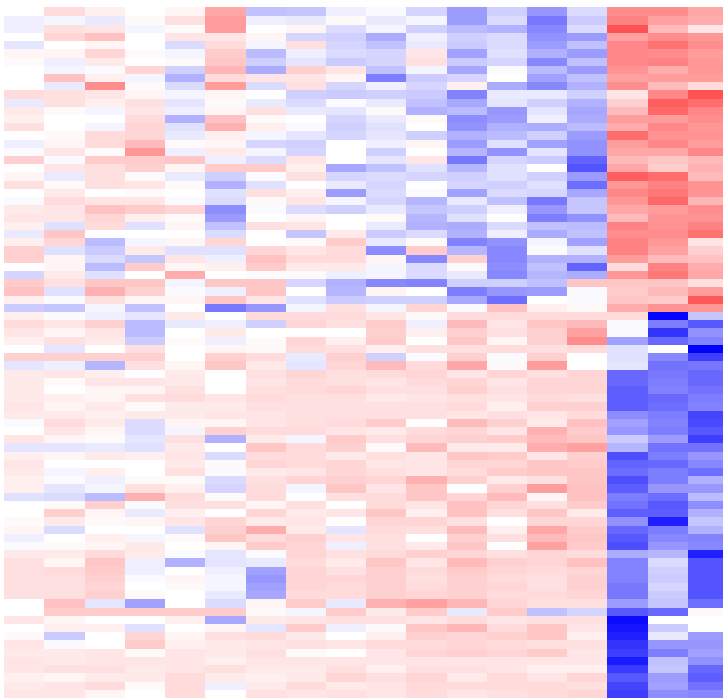
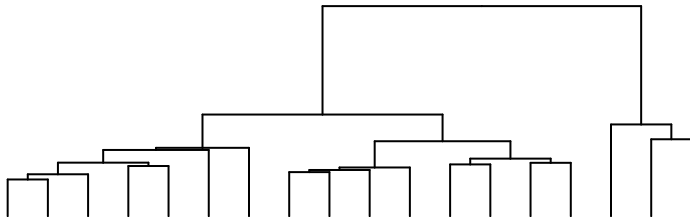


Color Key




-2 0 2
Value

Pattern110 2 genes




BCm2
Pi2
ONm2
Pi1
BCm3
BCm1
ONm3
Pi3
ONm1
ON2
Pim1
Pim2
ON1
ON3
Pim3
BC1
BC2
BC3



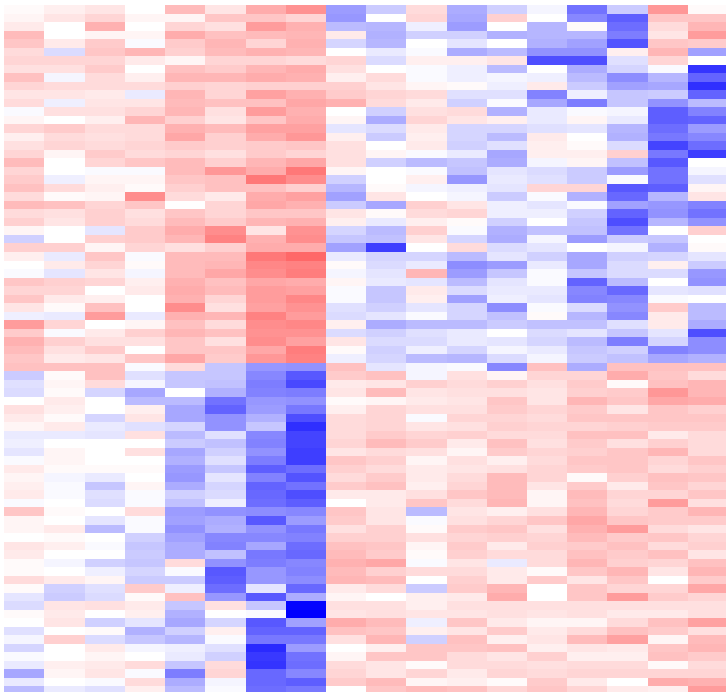
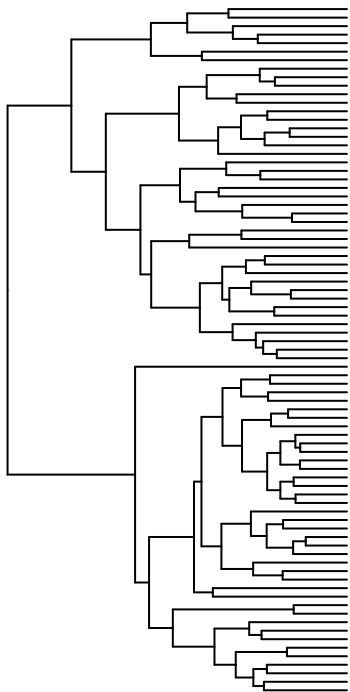
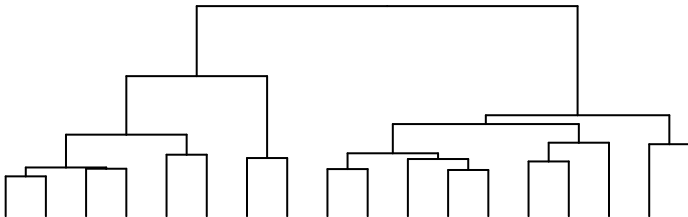
Gene1
Gene2
Gene3
Gene4
Gene5
Gene6
Gene7
Gene8
Gene9
Gene10
Gene11
Gene12
Gene13
Gene14
Gene15
Gene16
Gene17
Gene18
Gene19
Gene20
Gene21
Gene22
Gene23
Gene24
Gene25
Gene26
Gene27
Gene28
Gene29
Gene30
Gene31
Gene32
Gene33
Gene34
Gene35
Gene36
Gene37
Gene38
Gene39
Gene40
Gene41
Gene42
Gene43
Gene44
Gene45
Gene46
Gene47
Gene48
Gene49
Gene50
Gene51
Gene52
Gene53
Gene54
Gene55
Gene56
Gene57
Gene58
Gene59
Gene60
Gene61
Gene62
Gene63
Gene64
Gene65
Gene66
Gene67
Gene68
Gene69
Gene70
Gene71
Gene72
Gene73
Gene74
Gene75
Gene76
Gene77
Gene78
Gene79
Gene80
Gene81
Gene82
Gene83
Gene84
Gene85
Gene86
Gene87
Gene88
Gene89
Gene90
Gene91
Gene92
Gene93
Gene94
Gene95
Gene96
Gene97
Gene98
Gene99
Gene100

Color Key



-2 0 2
Value


Pattern35 2 genes



ONm1 P12 ONm2 P11 P13 Pim1 Pim2 Pim3 ON1 BCm3 ONm3 BCm2 ON3 ON2 BC2 BC3 BCm1 BC1

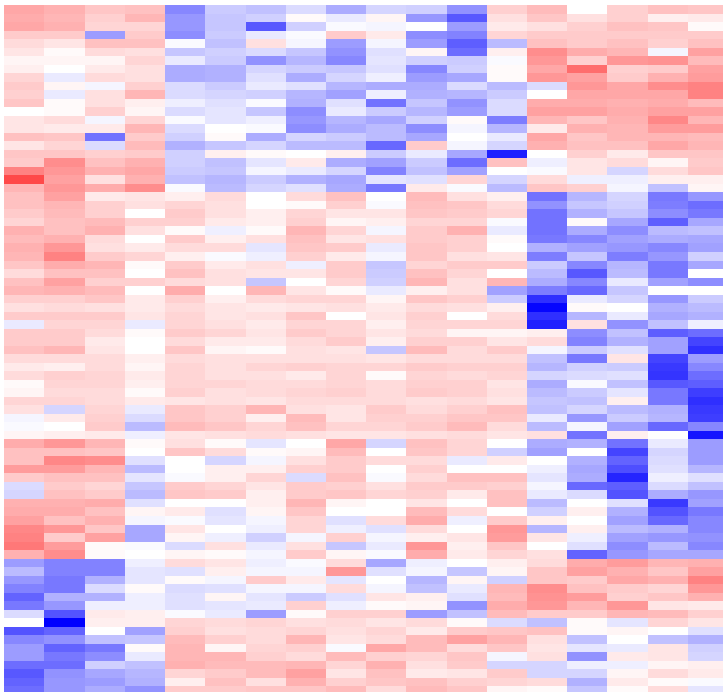
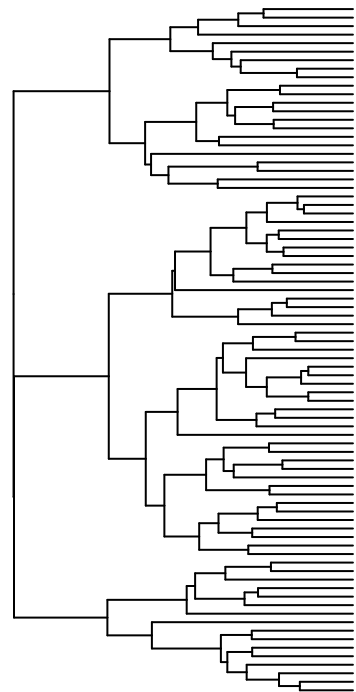
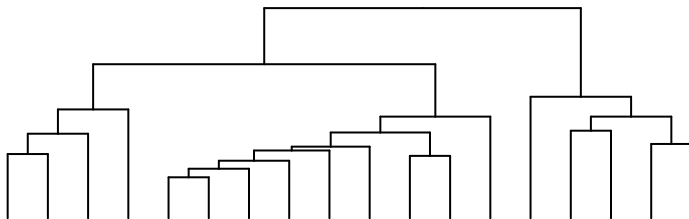
Gene names and values listed vertically on the right side of the heatmap, including ONm1, P12, ONm2, P11, P13, Pim1, Pim2, Pim3, ON1, BCm3, ONm3, BCm2, ON3, ON2, BC2, BC3, BCm1, BC1, and many others.

Color Key




-2 0 2
Value


Pattern82 2 genes



Pim2 Pim3 Pim1 Pi3 BCm3 ON2 BCm2 ON3 ONm2 ONm3 ONm1 ON1 BCm1 BC1 Pi1 Pi2 BC3 BC2

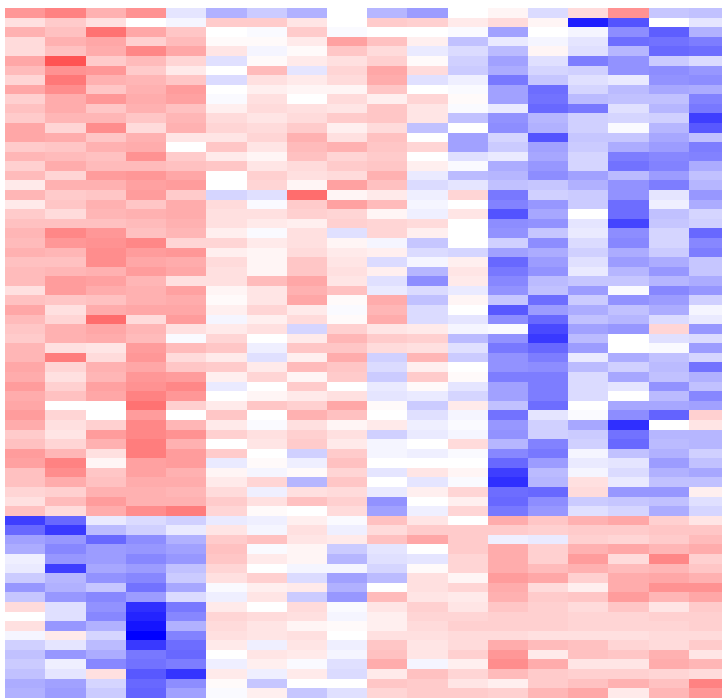
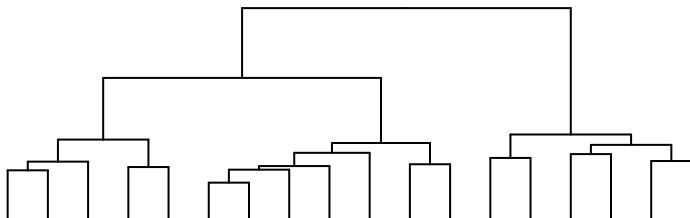


Color Key

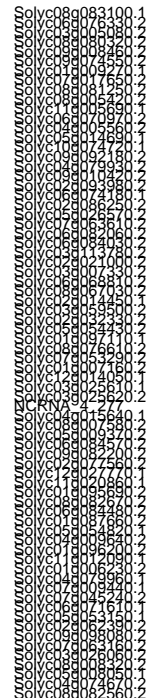


-3 -1 1 3
Value

Pattern115 2 genes




Pi2 BC1 Pi1 BC2 BC3 BCm2 Pim2 Pim1 Pi3 BCm1 Pim3 BCm3 ON3 ONm3 ON2 ONm2 ONm1 ON1



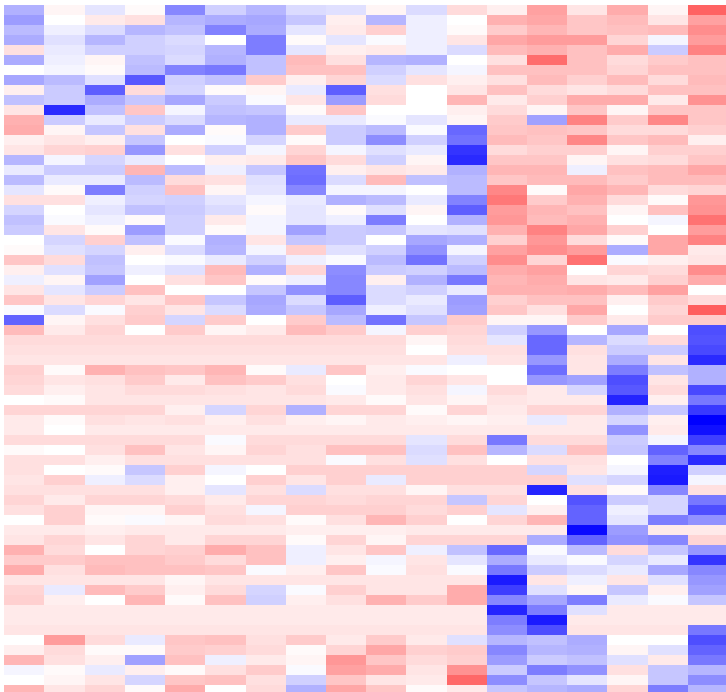
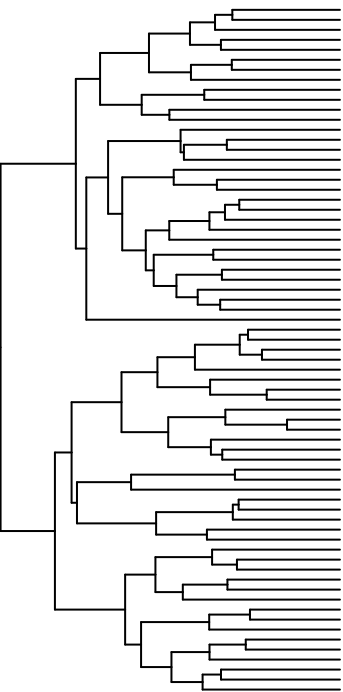
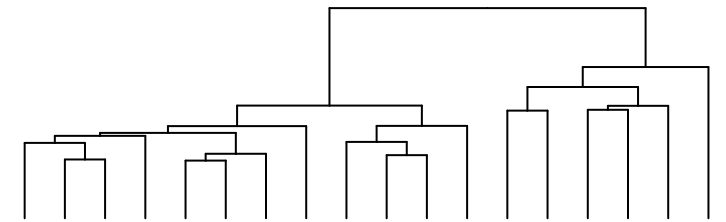
Gene labels corresponding to the rows of the heatmap, including Pi2, BC1, Pi1, BC2, BC3, BCm2, Pim2, Pim1, Pi3, BCm1, Pim3, BCm3, ON3, ONm3, ON2, ONm2, ONm1, ON1.

Color Key

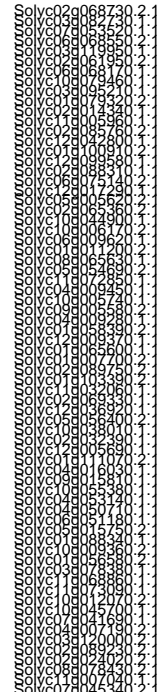


-2 0 2
Value

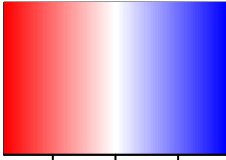
Pattern28 2 genes



P11 ON2 BCm3 Pim1 BCm2 P13 Pim3 ON1 P12 ON3 Pim2 BCm1 ONm2 BC3 BC2 ONm3 ONm1 BC1



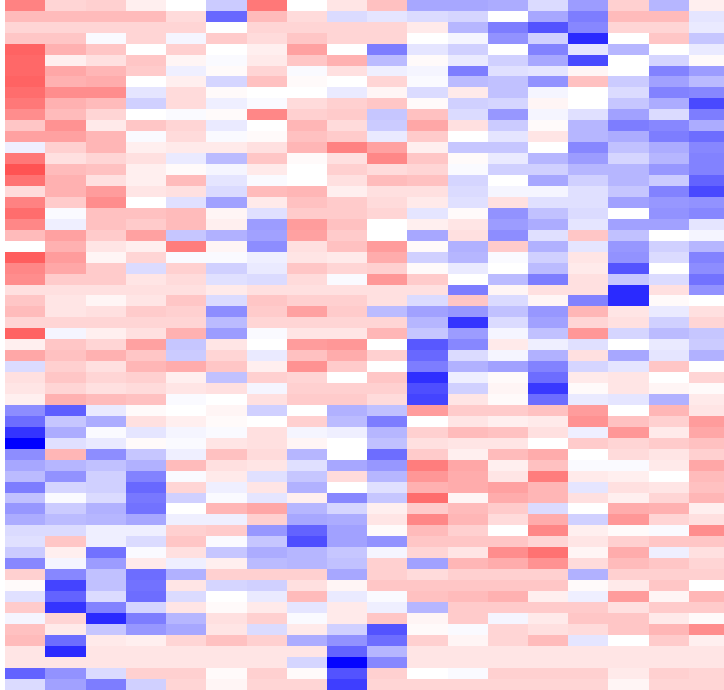
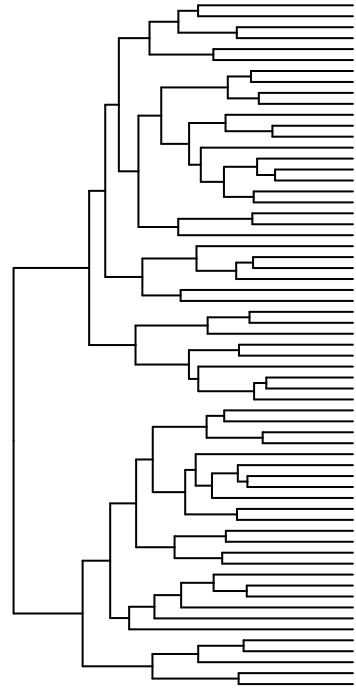
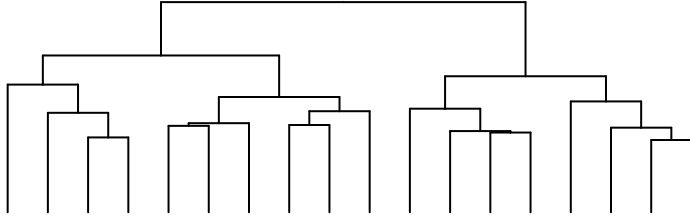
Color Key



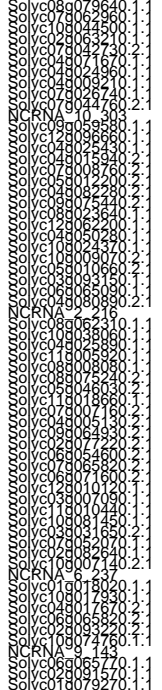
-2 0 2

Value

Pattern27 2 genes




BC1
ONm2
Pim2
BC2
ONm3
Pi3
Pim1
ONm1
Pim3
BC3
BCm1
ON3
ON2
Pi2
ON1
Pi1
BCm3
BCm2



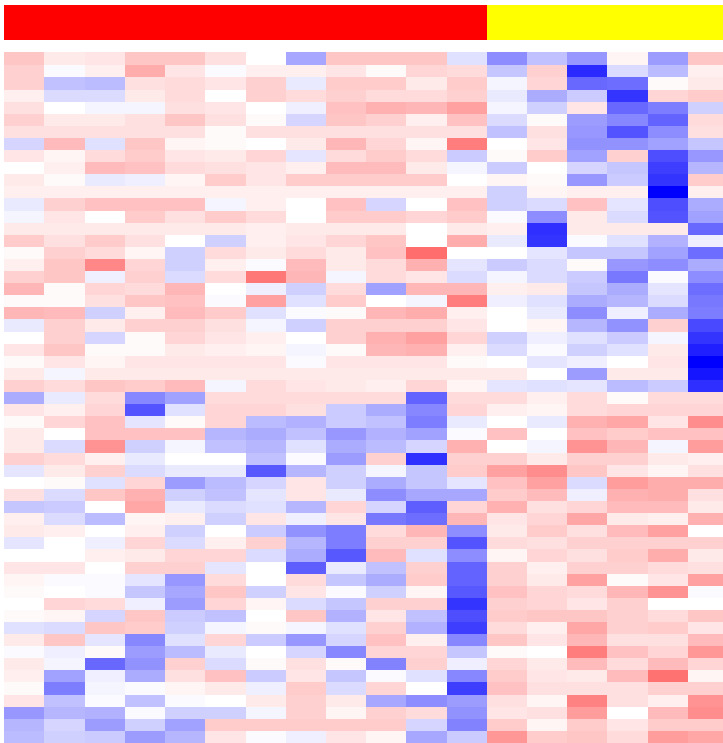
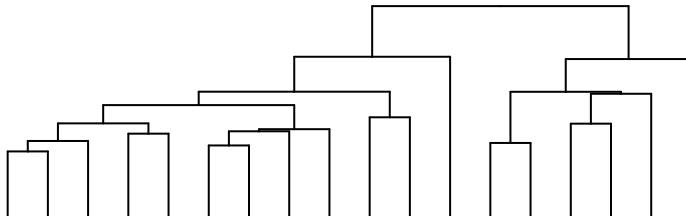
BC1
ONm2
Pim2
BC2
ONm3
Pi3
Pim1
ONm1
Pim3
BC3
BCm1
ON3
ON2
Pi2
ON1
Pi1
BCm3
BCm2

Color Key



-2 0 2
Value


Pattern21 2 genes



PI3
PI1
Pim1
ON3
Pim3
ON2
Pim2
ON1
PI2
BC3
BC2
BC1
BCm3
ONm3
ONm2
BCm2
ONm1
BCm1

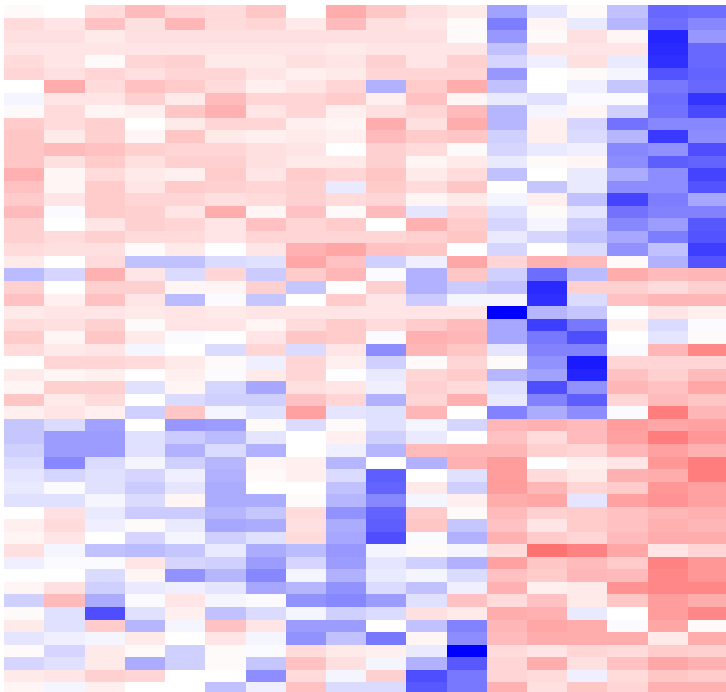
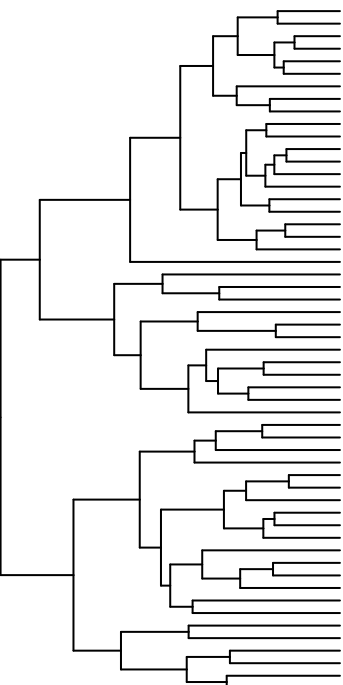
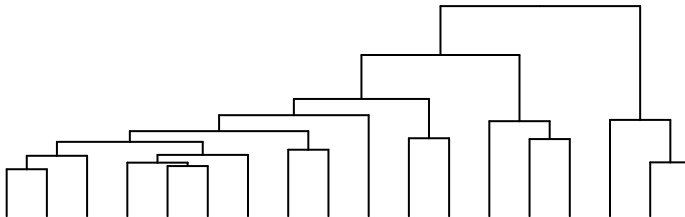
Solv_c04g071680.1.1
vC0100016284
vC0100062400.1.1
vC0100073080.2.1
vC010109510.2.1
vC01079014680.2.1
vC0108007570.2.1
vC0108007760.2.1
vC0109089500.2.1
vC0109089840.2.1
vC0109091290.2.1
vC0109093680.1.1
vC0110066810.1.1
vC01110156
vC01030112250.1.1
vC01030141020.2.1
vC011006080.1.1
vC0109042960.1.1
vC0109007710.2.1
vC01090062860.2.1
vC0109005600.2.1
vC0109123460.2.1
vC0109017690.1.1
vC0109050010.2.1
vC0109096120.1.1
vC0109086280.1.1
vC010909910.1.1
vC0109065290.1.1
vC010907580.2.1
vC010900980.1.1
vC01090317
vC0109009450.1.1
vC0109053370.1.1
vC010906570.2.1
vC010111360.2.1
vC0109065570.2.1
vC0109060280.2.1
vC0109071190.2.1
vC12007290.1.1
vC0109012650.1.1
vC0109083500.2.1
vC12010040.1.1
vC0109083930.1.1
vC0109054360.2.1
vC0108006120.1.1
vC010909980.1.1
vC0109005810.2.1
vC0109054360.2.1
vC0109060190.1.1
vC0109062950.1.1
vC010901060.1.1

Color Key



-2 0 2
Value


Pattern33 2 genes



ON1
ONm2
BCm3
BCm2
ON2
BC2
ONm3
ONm1
ON3
BC3
BCm1
BC1
Pi3
Pi2
Pi1
Pim1
Pim2
Pim3


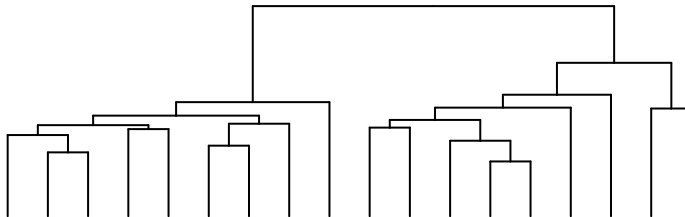
Solyc11g044560.1.1
Solyc02g093910.2.1
Solyc08g066690.2.1
Solyc09g063770.1.1
Solyc02g091690.2.1
Solyc03g114700.1.1
Solyc08g069270.1.1
Solyc06g051950.2.1
Solyc01g108110.2.1
Solyc10g084650.1.1
Solyc02g067350.2.1
Solyc06g009120.2.1
Solyc11g012850.1.1
Solyc08g006160.2.1
Solyc01g0996630.2.1
Solyc10g079620.1.1
Solyc03g116570.2.1
Solyc01g107470.2.1
Solyc02g084420.2.1
Solyc12g094600.1.1
Solyc05g056390.2.1
Solyc11g064780.1.1
Solyc06g0035910.1.1
Solyc10g078760.1.1
Solyc02g080010.2.1
Solyc02g080020.2.1
Solyc02g071640.1.1
Solyc01g0008610.2.1
Solyc01g098370.1.1
Solyc02g014030.1.1
Solyc02g085360.2.1
Solyc10g006760.2.1
Solyc04g078880.2.1
Solyc03g112220.1.1
Solyc09g04360.2.1
cCRNA_12_379
Solyc05g052800.2.1
Solyc02g079580.2.1
Solyc02g067810.1.1
Solyc02g076410.2.1
Solyc09g008750.1.1
Solyc01g087840.2.1
Solyc02g094630.2.1
Solyc08g016280.1.1
Solyc04g05210.2.1
Solyc08g077690.2.1
Solyc02g076850.1.1
Solyc08g065580.1.1
Solyc01g066040.2.1
Solyc01g049420.1.1
Solyc01g066040.2.1
Solyc02g093280.2.1

Color Key



-2 0 2
Value


Pattern15 2 genes



Pl2
ONm1
ON3
Pl3
Pl1
ON2
ONm2
ON1
ONm3
BCm3
Plm3
BC3
Plm2
BCm2
Plm1
BC2
BCm1
BC1

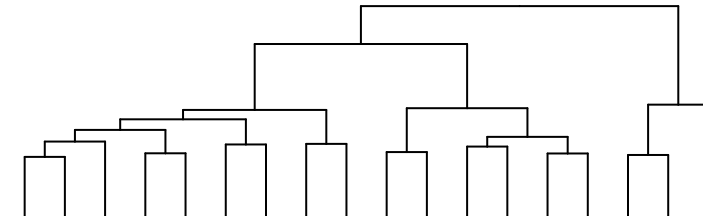
Solyc05g041470.2.1
Solyc04g039990.2.1
Solyc10g011760.2.1
Solyc09g011970.2.1
Solyc01g0005740.2.1
Solyc12g019180.1.1
Solyc06g065630.2.1
Solyc03g093930.2.1
Solyc06g048910.1.1
Solyc11g062150.1.1
Solyc02g063440.2.1
Solyc05g056150.2.1
Solyc09g011060.2.1
Solyc04g010330.2.1
Solyc02g072040.2.1
Solyc06g051910.1.1
Solyc05g051760.2.1
Solyc01g097090.1.1
Solyc01g100300.2.1
Solyc11g012500.1.1
Solyc07g042670.1.1
Solyc12g062670.1.1
Solyc03g005380.2.1
Solyc06g072290.2.1
Solyc01g099530.1.1
Solyc04g078320.2.1
Solyc03g025290.2.1
Solyc06g008380.1.1
Solyc07g063420.2.1
Solyc11g006740.1.1
Solyc03g119530.2.1
Solyc03g122130.2.1
Solyc03g051650.1.1
Solyc07g063800.1.1
Solyc03g063100.1.1
Solyc01g106900.2.1
Solyc05g023740.2.1
Solyc05g008060.2.1
Solyc06g063260.2.1
Solyc11g065350.1.1
Solyc11g070180.1.1
Solyc09g050010.1.1
Solyc02g092360.2.1
Solyc08g065160.2.1
Solyc09g031730.1.1
Solyc01g066910.2.1
Solyc04g015530.1.1
Solyc01g088120.1.1
Solyc06g066700.1.1
Solyc06g067650.2.1
Solyc04g083360.2.1
Solyc08g061260.2.1

Color Key




-2 0 2
Value

Pattern114 2 genes

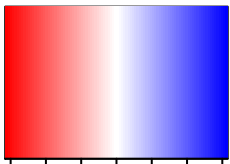


Solyc04g074490.2.1
Solyc01g099190.2.1
Solyc03g121420.2.1
Solyc02g091040.2.1
Solyc06g068720.2.1
Solyc08g078090.1.1
Solyc09g007450.2.1
Solyc11g070170.1.1
Solyc02g087000.2.1
Solyc02g066800.1.1
Solyc09g082960.1.1
NCRNA_12_113
NCRNA_12_175
Solyc11g007950.1.1
Solyc09g011700.1.1
Solyc03g025260.1.1
Solyc05g007750.2.1
Solyc02g087980.2.1
Solyc08g023280.2.1
Solyc03g093250.1.1
Solyc04g015710.2.1
Solyc02g093400.1.1
Solyc07g041770.1.1
Solyc02g065350.2.1
Solyc12g006240.1.1
Solyc06g084090.2.1
Solyc06g008980.2.1
Solyc08g080720.2.1
Solyc06g048920.2.1
Solyc08g014000.2.1
Solyc08g082650.2.1
Solyc06g030560.1.1
Solyc02g033040.2.1
Solyc10g079090.1.1
Solyc04g012020.1.1
Solyc01g079850.2.1
Solyc03g098450.2.1
Solyc02g068170.1.1
Solyc06g036390.1.1
Solyc12g098610.1.1
Solyc12g019140.1.1
Solyc12g009500.1.1
Solyc01g014700.2.1
Solyc05g051290.2.1
Solyc09g061830.1.1
Solyc03g083490.2.1
Solyc06g050760.1.1
Solyc01g079360.2.1
Solyc08g062180.1.1

Pim3 P13 Pim2 P11 BC2 BC3 P12 BC1 Pim1 ON1 ONm1 ON3 ONm3 ON2 ONm2 BCm2 BCm3 BCm1

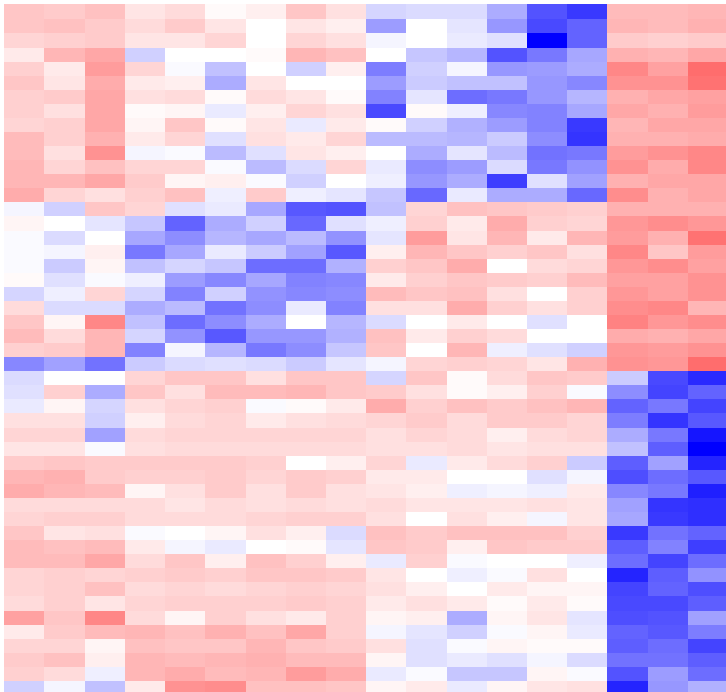
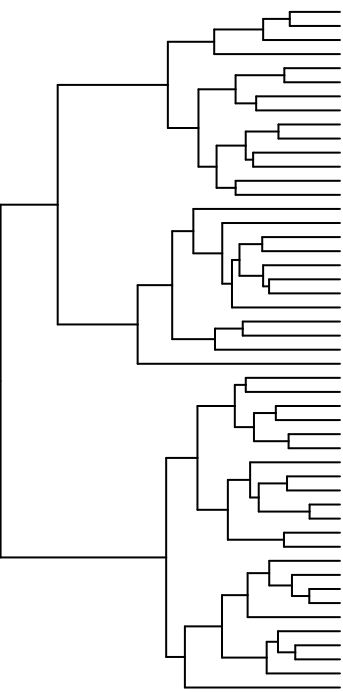
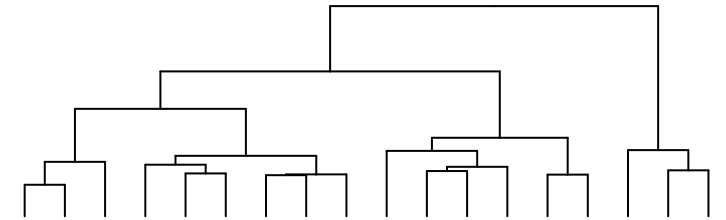


Color Key



-3 -1 1 2 3
Value


Pattern171 2 genes



BCm2 BCm3 BCm1 ON2 ON1 ONm2 ONm1 ON3 ONm3 Pim1 Pi2 Pi1 Pi3 Pim3 Pim2 BC2 BC3 BC1

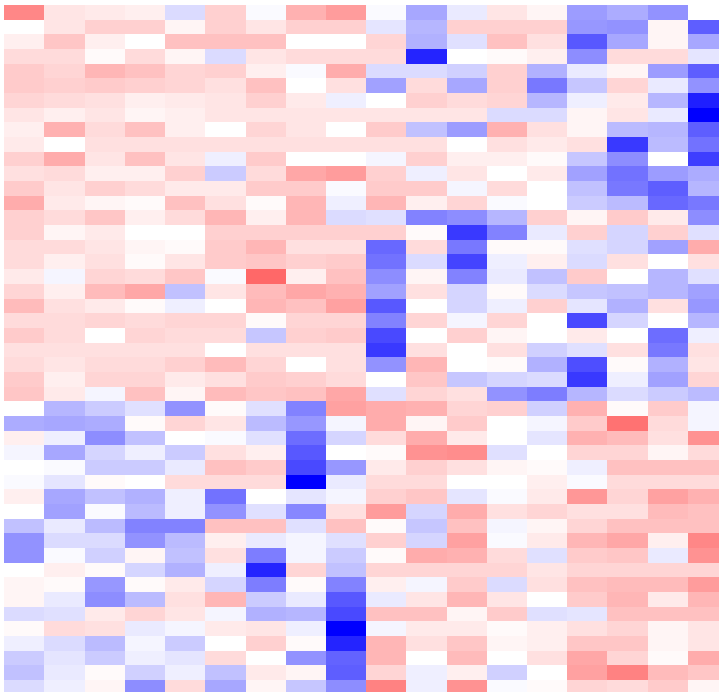
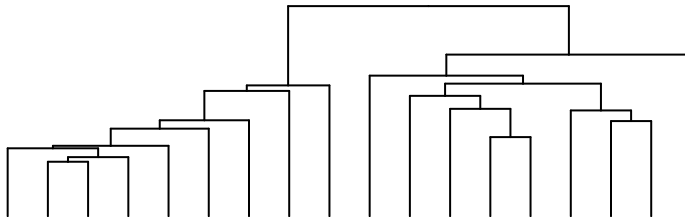
Solyc06g005330.2.1
Solyc05g013440.2.1
Solyc04g072790.1.1
Solyc04g080650.2.1
Solyc09g015490.2.1
Solyc06g072800.2.1
Solyc06g060620.2.1
Solyc01g108570.2.1
Solyc11g042820.1.1
Solyc03g120290.2.1
Solyc04g078650.2.1
Solyc03g058910.2.1
Solyc01g104780.2.1
Solyc01g105320.2.1
Solyc07g014620.1.1
Solyc02g077430.2.1
Solyc08g082320.2.1
Solyc11g008670.1.1
Solyc02g044030.1.1
Solyc01g095700.2.1
Solyc11g066790.1.1
Solyc03g111380.2.1
Solyc06g083030.2.1
Solyc11g010130.1.1
Solyc09g018490.2.1
Solyc03g121260.2.1
Solyc07g006610.2.1
Solyc09g090300.2.1
Solyc04g016410.2.1
Solyc04g009780.1.1
Solyc03g006470.2.1
Solyc09g098000.2.1
Solyc07g065160.2.1
Solyc03g112060.2.1
Solyc04g008620.2.1
Solyc08g067640.1.1
Solyc09g074350.1.1
Solyc01g073970.2.1
Solyc05g009420.1.1
Solyc08g065880.2.1
Solyc06g084370.1.1
Solyc04g051500.2.1
Solyc09g007860.2.1
Solyc04g076960.2.1
Solyc02g069310.2.1
Solyc05g013780.2.1
Solyc01g068000.2.1
Solyc07g006130.1.1
Solyc12g088450.1.1

Color Key



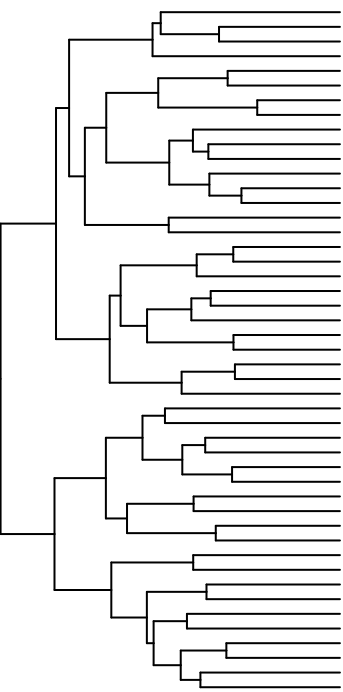
-2 0 2
Value

Pattern26 2 genes




Solyc05g021110.2.1
Solyc04g081250.1.1
Solyc05g045730.1.1
Solyc10g018370.1.1
Solyc10g005600.2.1
Solyc04g015220.2.1
Solyc02g081180.1.1
Solyc09g082310.1.1
Solyc06g075130.2.1
NCRNA_2_242
Solyc01g060450.2.1
Solyc04g082690.1.1
Solyc09g011500.2.1
Solyc04g078270.2.1
NCRNA_2_6
Solyc04g054450.1.1
Solyc05g012820.1.1
Solyc02g081990.2.1
Solyc07g005420.1.1
Solyc08g014290.1.1
Solyc09g090890.1.1
Solyc06g074150.2.1
Solyc02g077550.2.1
Solyc11g030940.1.1
Solyc12g005550.1.1
Solyc04g051690.2.1
Solyc05g056570.2.1
Solyc11g045390.1.1
Solyc01g021720.1.1
Solyc03g044800.1.1
NCRNA_7_269
NCRNA_5_235
Solyc02g087790.1.1
Solyc01g107440.2.1
Solyc01g087170.2.1
Solyc10g012310.1.1
Solyc09g097880.2.1
Solyc02g088150.1.1
Solyc10g008440.2.1
NCRNA_9_287
TRNA_4_14
Solyc04g050300.1.1
Solyc05g006700.2.1
Solyc03g031940.2.1
Solyc09g009100.2.1
Solyc02g088440.1.1
Solyc06g073670.2.1

Pim3
BCm2
BCm3
Pim2
ON2
Pim1
ON1
ON3
BCm1
BC3
ONm1
BC2
Pi3
ONm3
Pi1
ONm2
Pi2
BC1

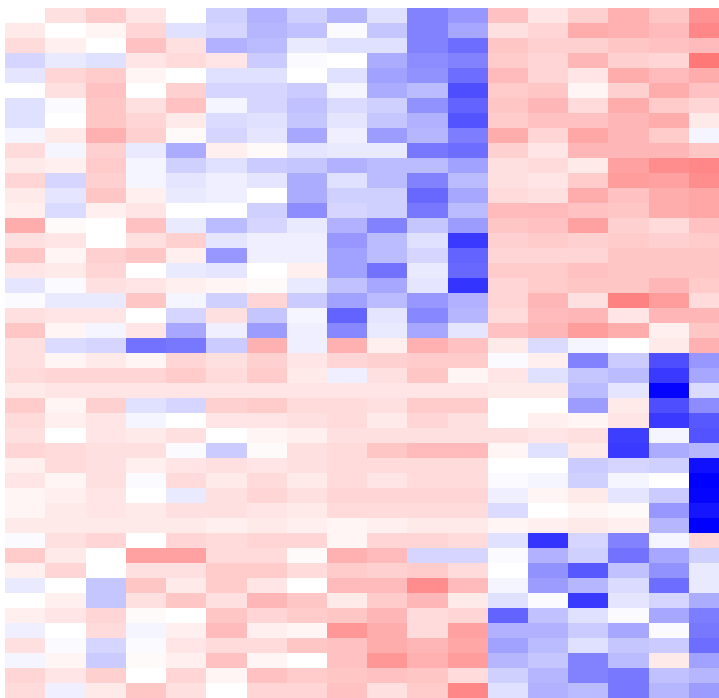
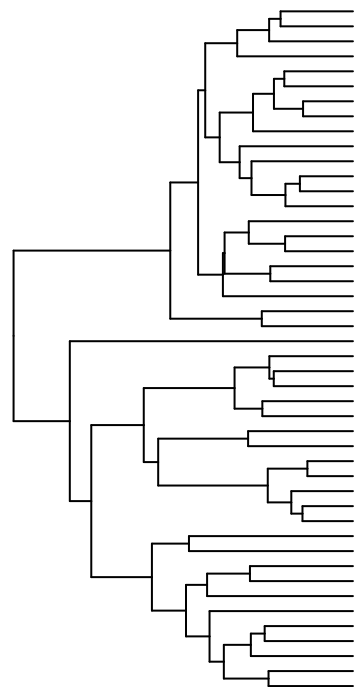
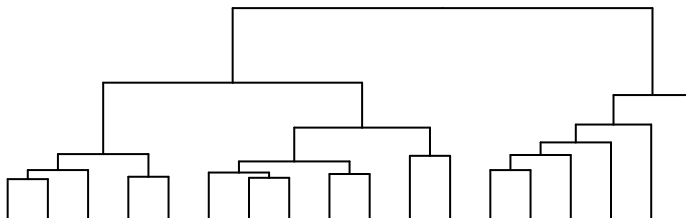


Color Key



-2 0 2
Value


Pattern54 2 genes



ON3 ON2 P11 P12 ON1 P13 Pim1 ONm3 ONm1 Pim2 ONm2 Pim3 BCm2 BCm3 BC3 BC2 BC1 BCm1

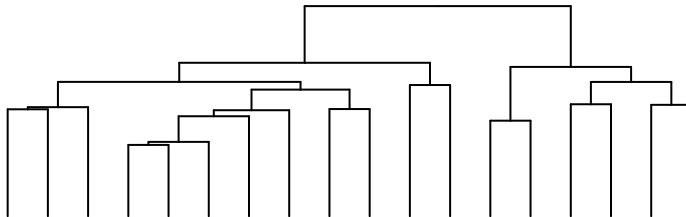
Solyc03g121630.2.1
Solyc09g042750.2.1
Solyc01g103920.2.1
Solyc05g008000.2.1
Solyc11g013010.1.1
Solyc02g071100.2.1
Solyc12g006810.1.1
Solyc02g086370.2.1
Solyc08g075940.1.1
Solyc08g005890.2.1
Solyc11g071420.1.1
Solyc03g094010.2.1
Solyc02g067480.2.1
Solyc01g008010.2.1
Solyc01g111100.2.1
Solyc04g079700.2.1
Solyc06g036470.1.1
Solyc01g098570.2.1
Solyc09g007710.2.1
Solyc10g081050.1.1
Solyc10g084590.2.1
Solyc07g045320.2.1
NCRNA_4_14
Solyc02g093950.2.1
Solyc05g020010.1.1
Solyc08g080630.2.1
Solyc02g068330.1.1
Solyc06g064510.2.1
Solyc06g083020.1.1
Solyc06g073140.1.1
Solyc06g068260.1.1
Solyc06g068250.1.1
Solyc12g006600.1.1
Solyc04g074400.1.1
Solyc05g046150.2.1
Solyc07g064380.2.1
Solyc02g011780.1.1
Solyc11g056320.1.1
Solyc12g049430.1.1
Solyc03g118190.2.1
Solyc06g074420.1.1
Solyc08g076830.1.1
Solyc07g047670.2.1
Solyc04g079410.2.1
Solyc08g006770.2.1
Solyc12g099600.1.1

Color Key




-2 0 2
Value

Pattern10 2 genes




Solyc03g025170.1.1
Solyc03g122100.1.1
Solyc02g092900.1.1
Solyc03g095660.1.1
Solyc01g080990.2.1
Solyc01g081410.2.1
Solyc04g014440.2.1
Solyc04g008130.1.1
Solyc12g009260.1.1
Solyc08g044300.1.1
Solyc12g044360.1.1
Solyc07g051890.1.1
Solyc01g087320.2.1
Solyc01g005280.2.1
Solyc10g018640.1.1
Solyc09g059990.1.1
Solyc01g091240.2.1
Solyc05g015740.1.1
NCRNA_10_226
Solyc12g098870.1.1
Solyc08g078640.1.1
Solyc01g065510.2.1
Solyc07g062120.2.1
Solyc03g063650.1.1
Solyc07g052800.1.1
Solyc07g045260.1.1
NCRNA_6_224
Solyc01g108990.2.1
NCRNA_10_302
Solyc09g059350.1.1
Solyc02g069270.2.1
Solyc09g075170.1.1
Solyc08g066690.2.1
NCRNA_4_256
Solyc08g006850.2.1
NCRNA_10_53
Solyc04g005580.1.1
Solyc12g088770.1.1
Solyc12g062600.1.1
Solyc07g016050.2.1
Solyc10g044560.1.1
Solyc11g021160.1.1
Solyc08g022180.1.1
Solyc09g059640.1.1
Solyc05g012040.2.1

BC2 Pi1 BC3 BCm2 ONm3 BCm3 Pi3 ONm1 ONm2 Pi2 BC1 BCm1 Pim1 ON2 ON1 ON3 Pim3 Pim2

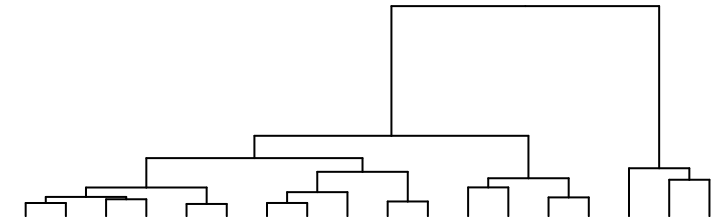


Color Key



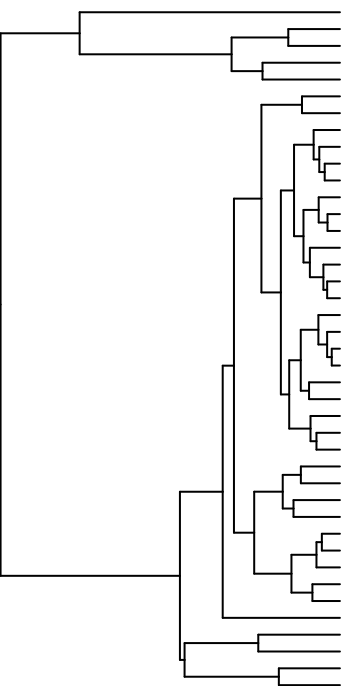
-2 0 1 2
Value

Pattern193 2 genes

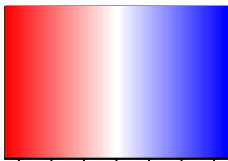


- Solyc12g088700.1.1
- Solyc11g073120.1.1
- Solyc05g026100.1.1
- Solyc05g055460.1.1
- Solyc02g078810.2.1
- Solyc07g051940.2.1
- Solyc12g014350.1.1
- Solyc07g054830.2.1
- Solyc12g007050.1.1
- Solyc02g090110.2.1
- Solyc10g076480.1.1
- Solyc03g044180.1.1
- Solyc01g086730.2.1
- Solyc10g079810.1.1
- Solyc10g083290.1.1
- Solyc09g005560.2.1
- Solyc04g081510.2.1
- Solyc12g011160.1.1
- Solyc12g100250.1.1
- Solyc04g016000.2.1
- Solyc05g008220.2.1
- Solyc05g054650.1.1
- Solyc04g054260.2.1
- Solyc03g082520.1.1
- Solyc08g067610.2.1
- Solyc02g031990.1.1
- Solyc05g007110.2.1
- Solyc07g008620.2.1
- Solyc02g082910.2.1
- Solyc03g119660.1.1
- Solyc06g051090.1.1
- Solyc11g073080.1.1
- Solyc05g008820.2.1
- Solyc04g071600.2.1
- Solyc04g071590.1.1
- Solyc11g007390.1.1
- Solyc08g074960.2.1
- Solyc01g073880.2.1
- Solyc05g055660.1.1
- Solyc06g076350.2.1
- Solyc02g094090.2.1

ONm1 ONm2 ONm3 ON3 ON1 ON2 BCm3 BCm2 BCm1 Pi2 Pi1 Pim1 Pi3 Pim3 Pim2 BC1 BC2 BC3

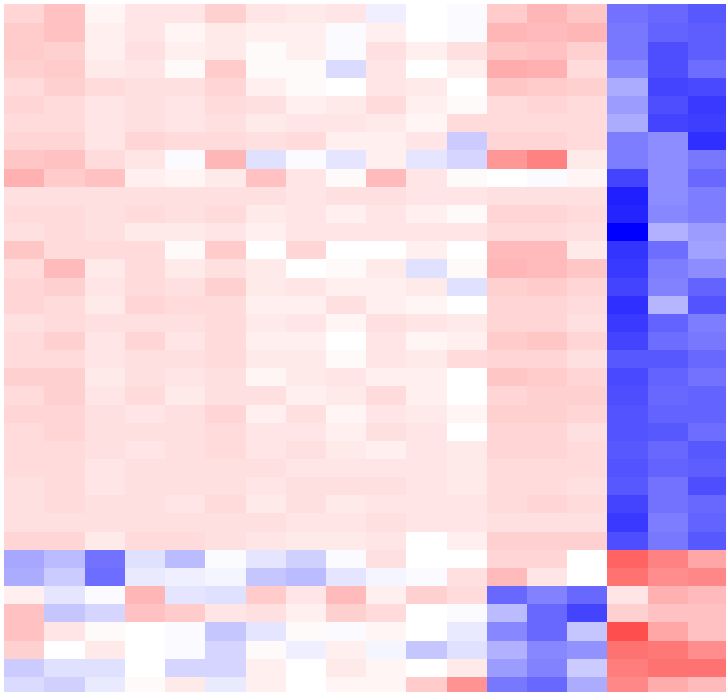
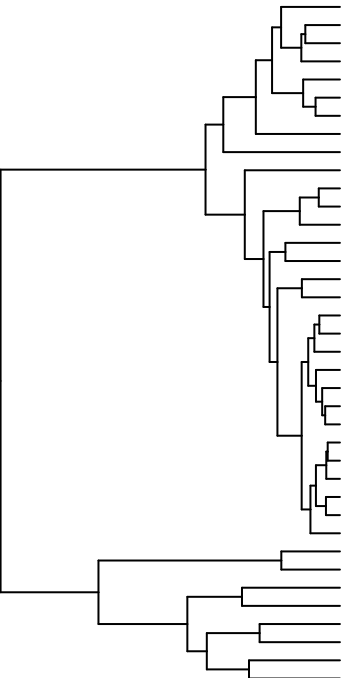
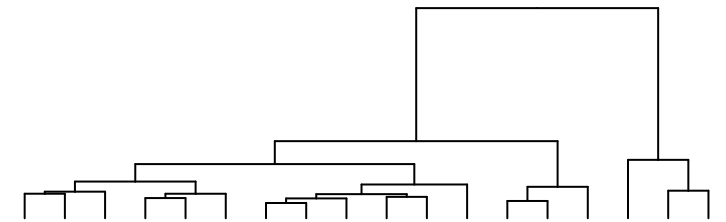


Color Key



-3 -1 1 3
Value

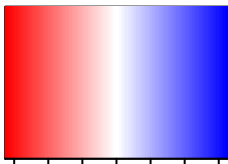
Pattern145 2 genes



ONm2
ONm1
ONm3
ON1
BCm3
Pi3
BCm2
ON2
Pi1
ON3
Pi2
BCm1
Pim2
Pim3
Pim1
BC1
BC2
BC3

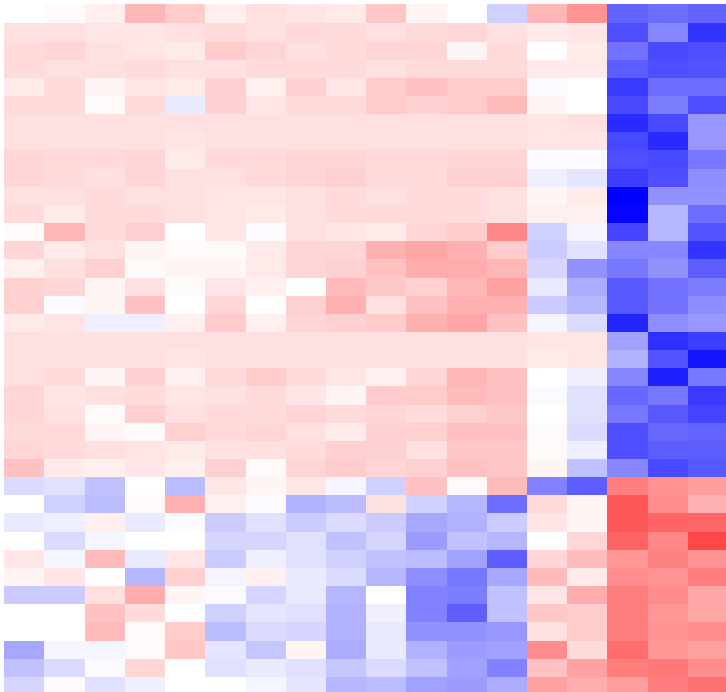
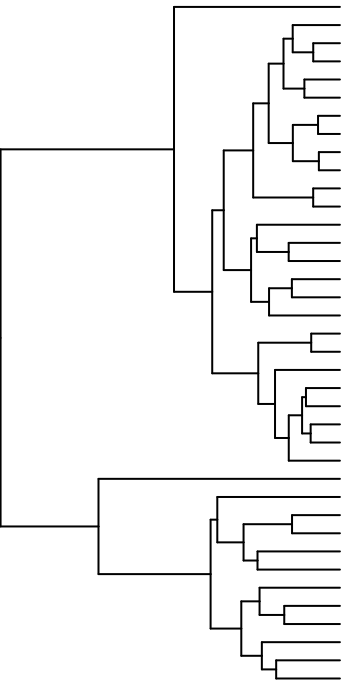
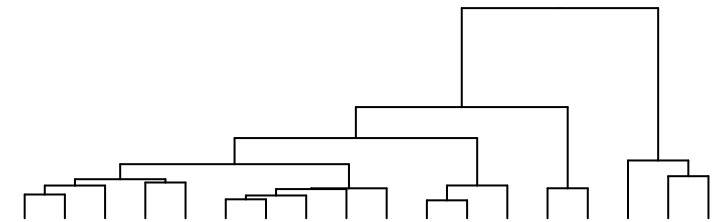
Solyc05g014120.1.1
Solyc03g034430.1.1
Solyc05g054640.2.1
Solyc03g063600.2.1
Solyc02g085830.2.1
Solyc05g044490.2.1
Solyc07g063710.1.1
Solyc08g006470.2.1
Solyc09g091250.2.1
Solyc02g081610.1.1
Solyc12g099730.1.1
Solyc08g066020.1.1
Solyc05g052660.1.1
Solyc04g015140.1.1
Solyc01g057460.2.1
Solyc06g071060.1.1
Solyc02g079180.1.1
Solyc01g010430.2.1
Solyc06g076100.2.1
Solyc01g104770.2.1
Solyc05g012890.1.1
Solyc08g080680.2.1
Solyc11g062400.1.1
Solyc12g007030.1.1
Solyc01g105620.2.1
Solyc06g005520.2.1
Solyc08g067390.2.1
Solyc03g117980.2.1
Solyc10g083690.2.1
Solyc01g103650.2.1
Solyc12g099160.1.1
Solyc03g044160.1.1
Solyc09g005320.2.1
Solyc03g044840.1.1
Solyc03g098460.2.1
Solyc04g064790.2.1
Solyc04g015330.2.1
Solyc01g108340.2.1

Color Key



-3 -1 1 2 3
Value


Pattern148 2 genes



Pim3 Pim2 BCm1 Pim1 Pi3 BCm2 ON2 BCm3 ON1 ON3 ONm3 ONm1 ONm2 Pi2 Pi1 BC1 BC3 BC2

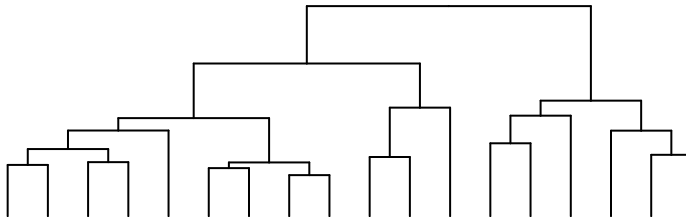
Solyc12g006670.1.1
Solyc08g013960.1.1
Solyc11g069640.1.1
Solyc03g119240.2.1
Solyc02g065650.1.1
Solyc03g118670.2.1
Solyc03g111300.1.1
Solyc07g008120.2.1
Solyc03g116700.2.1
Solyc08g021880.1.1
Solyc01g108350.2.1
Solyc06g068530.1.1
Solyc02g087720.1.1
Solyc03g115140.2.1
Solyc03g118690.2.1
Solyc07g056070.1.1
Solyc05g044620.1.1
Solyc10g054570.1.1
Solyc03g098670.1.1
Solyc05g053610.2.1
Solyc03g033990.1.1
Solyc11g007080.1.1
Solyc04g016270.1.1
Solyc02g090740.2.1
Solyc03g097680.2.1
Solyc04g054150.1.1
Solyc05g010770.2.1
Solyc01g091790.2.1
Solyc12g017410.1.1
Solyc11g072460.1.1
Solyc09g074840.2.1
Solyc06g074120.2.1
Solyc01g108040.1.1
Solyc07g018340.2.1
Solyc06g082810.2.1
Solyc07g017250.2.1
Solyc11g062430.1.1
Solyc12g100200.1.1

Color Key

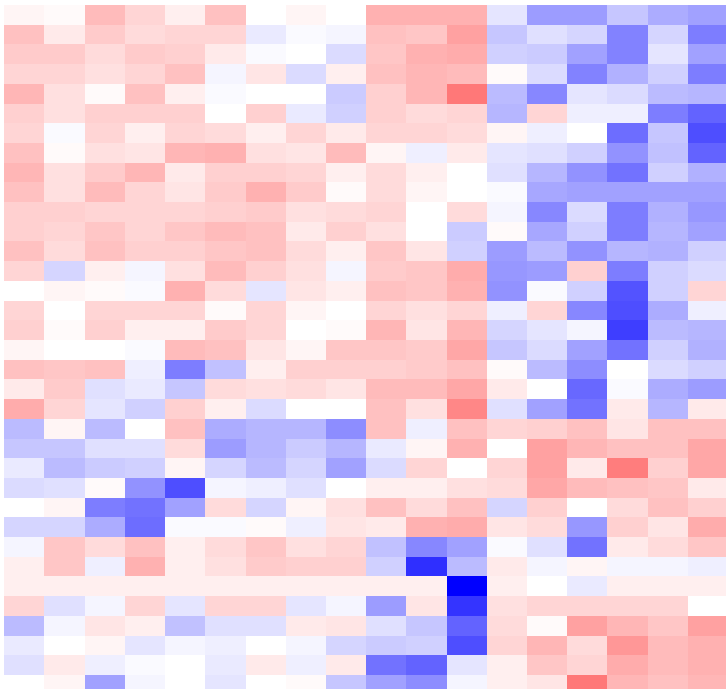


-2 0 2
Value

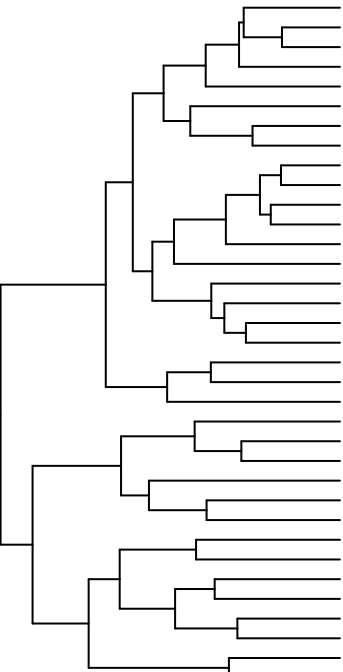
Pattern116 2 genes



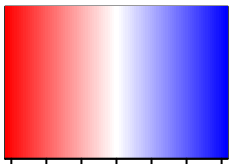
- Solyc02g070400.2.1
- Solyc06g005150.2.1
- Solyc10g006480.1.1
- Solyc11g010390.1.1
- Solyc01g091690.2.1
- Solyc09g074490.2.1
- Solyc06g048870.1.1
- Solyc08g075400.2.1
- Solyc10g047300.1.1
- Solyc05g050380.2.1
- Solyc01g010060.2.1
- Solyc10g079430.1.1
- Solyc10g079930.1.1
- Solyc08g061250.2.1
- Solyc04g080840.1.1
- Solyc03g025490.2.1
- Solyc02g080050.1.1
- Solyc10g083970.1.1
- Solyc06g008950.1.1
- Solyc10g081320.1.1
- Solyc10g079100.1.1
- Solyc08g068480.1.1
- Solyc07g064280.2.1
- Solyc06g084260.2.1
- Solyc07g007400.2.1
- Solyc09g075600.1.1
- Solyc08g068080.2.1
- Solyc08g005720.2.1
- Solyc09g089700.2.1
- Solyc02g081720.2.1
- Solyc11g008300.1.1
- Solyc01g005790.1.1
- Solyc04g050310.2.1
- Solyc03g114790.2.1
- Solyc07g063310.2.1



- ONm1
- ON2
- ON1
- ONm2
- Pim1
- ON3
- Pim3
- Pim2
- ONm3
- BCm3
- BCm2
- BCm1
- Pi3
- Pi1
- BC1
- BC2
- Pi2
- BC3

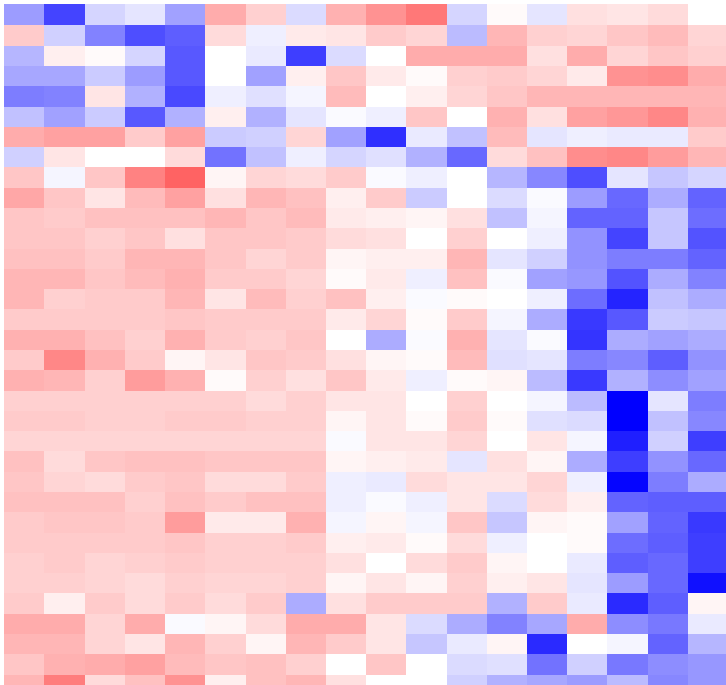




Color Key



-3 -1 1 2 3
Value


Pattern67 2 genes



- Solyc07g055650.1.1
- Solyc05g007000.2.1
- Solyc07g006930.1.1
- Solyc09g098030.2.1
- Solyc01g060010.1.1
- Solyc03g115840.2.1
- Solyc09g082190.1.1
- Solyc01g098930.2.1
- Solyc02g091320.2.1
- Solyc05g006010.2.1
- Solyc12g010820.1.1
- Solyc07g052620.1.1
- Solyc05g012210.2.1
- Solyc06g060910.1.1
- Solyc01g105750.1.1
- Solyc10g078770.1.1
- Solyc06g061100.2.1
- Solyc11g008020.1.1
- Solyc02g078940.2.1
- Solyc01g112230.2.1
- Solyc03g116390.2.1
- Solyc07g008390.1.1
- Solyc07g053360.2.1
- Solyc07g053750.1.1
- Solyc10g081800.1.1
- Solyc06g050710.2.1
- Solyc04g081890.1.1
- Solyc09g005610.2.1
- Solyc03g097580.2.1
- Solyc12g039100.1.1
- Solyc04g051720.2.1
- Solyc07g032730.2.1
- Solyc10g082050.1.1
- Solyc05g007570.2.1

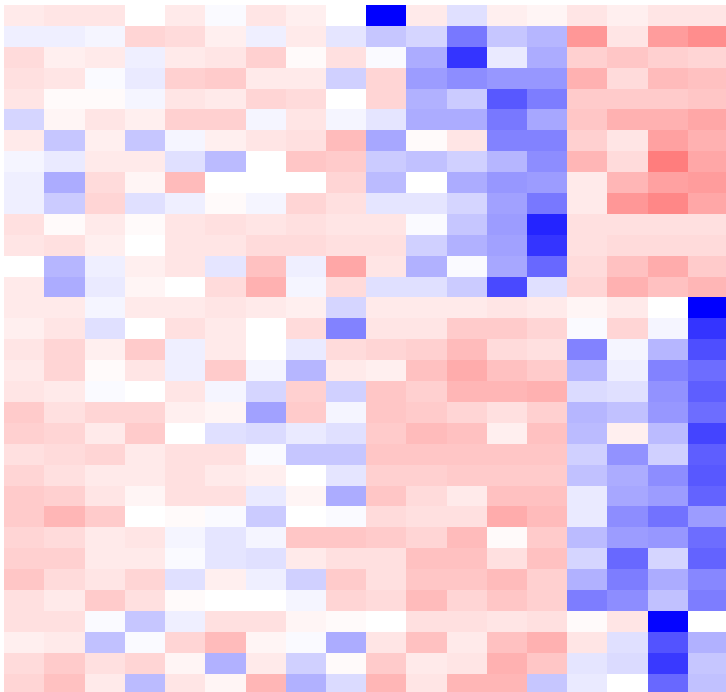
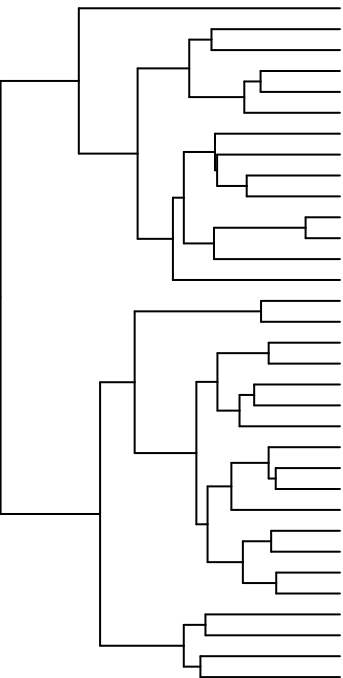
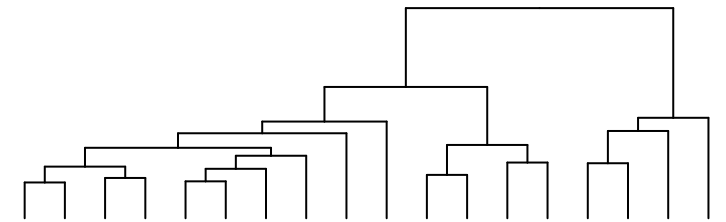
ON3 BC1 ON2 BC2 BC3 BCm3 ONm3 ON1 ONm1 BCm2 ONm2 BCm1 Pi2 Pi1 Pim1 Pi3 Pim2 Pim3

Color Key



-2 0 2
Value


Pattern64 2 genes



BCm3 ON2 Pi2 ONm3 BCm2 Pi1 ONm2 ONm1 BCm1 ON1 ON3 BC1 BC2 BC3 Pi3 Pim1 Pim2 Pim3

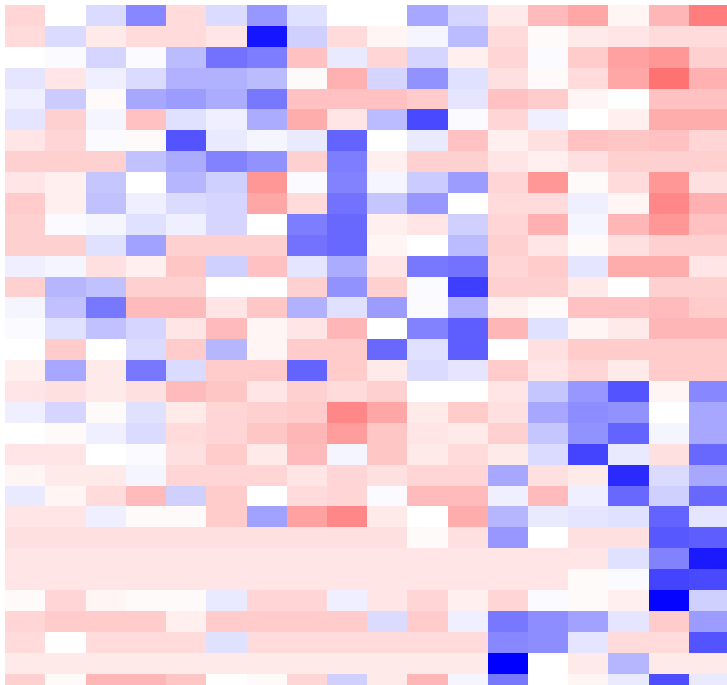
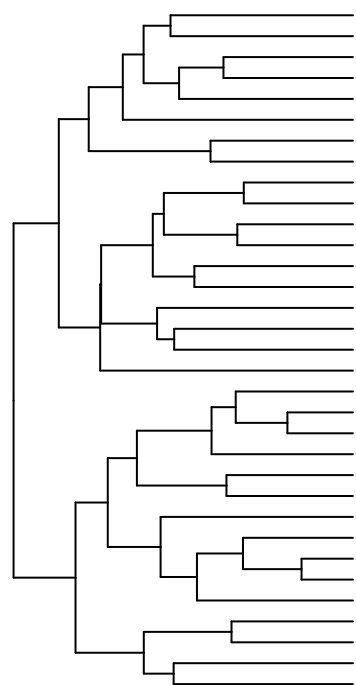
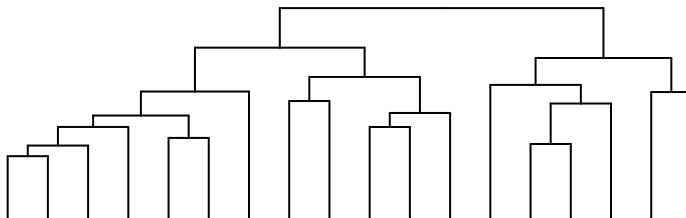
NCRNA_10_332
Solyc08g074660.1.1
Solyc04g015820.1.1
Solyc03g096770.1.1
Solyc10g083700.2.1
Solyc03g120930.1.1
Solyc01g091340.2.1
Solyc05g052850.2.1
Solyc06g052050.2.1
Solyc11g066650.1.1
Solyc07g052140.2.1
Solyc10g055820.1.1
Solyc04g055050.1.1
NCRNA_4_282
Solyc06g069730.2.1
Solyc03g097760.2.1
Solyc09g074910.1.1
Solyc10g007100.2.1
Solyc07g008200.2.1
Solyc01g094140.2.1
Solyc01g104750.2.1
Solyc01g095450.2.1
Solyc01g091870.2.1
Solyc02g072540.2.1
Solyc04g072440.2.1
Solyc06g084170.2.1
Solyc06g066510.1.1
Solyc08g081740.2.1
Solyc06g084330.2.1
Solyc04g015610.2.1
Solyc02g063380.1.1
Solyc04g079780.2.1
Solyc02g064970.2.1

Color Key



-2 0 2
Value

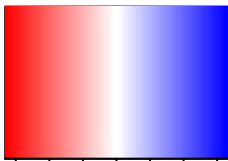
Pattern7 2 genes



Solyc08g007170.1.1
Solyc12g016120.1.1
Solyc04g082870.1.1
Solyc02g062630.1.1
Solyc09g082290.2.1
Solyc11g012490.1.1
Solyc05g011900.1.1
Solyc06g051700.1.1
Solyc04g057850.1.1
Solyc08g022090.1.1
Solyc12g036710.1.1
Solyc10g052430.1.1
Solyc10g074530.1.1
Solyc12g017820.1.1
Solyc06g008590.2.1
Solyc01g010630.1.1
Solyc04g014580.1.1
Solyc05g014910.1.1
Solyc09g083060.2.1
Solyc12g005610.1.1
Solyc10g076550.1.1
Solyc02g037540.1.1
Solyc04g005400.1.1
Solyc04g015890.1.1
Solyc02g089160.2.1
Solyc06g051710.1.1
Solyc12g094530.1.1
Solyc04g053000.1.1
Solyc02g083930.1.1
Solyc06g083910.2.1
Solyc09g061660.1.1
Solyc03g098260.1.1
Solyc11g071410.1.1

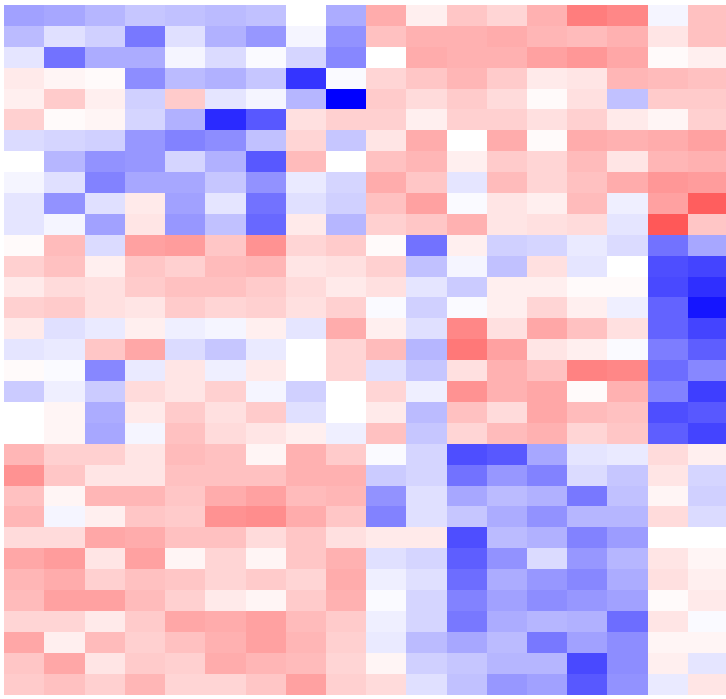
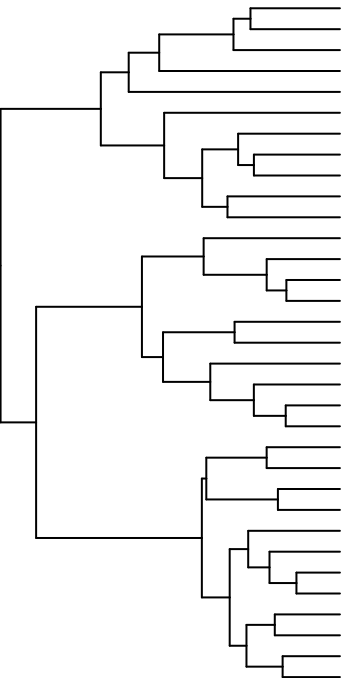
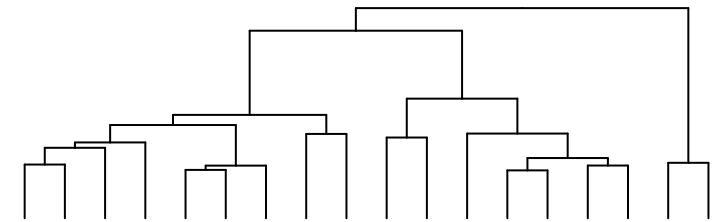
ON2 Pim2 BCm2 Pim1 ON1 BCm3 BC3 BCm1 BC1 Pim3 BC2 ON3 ONm1 Pi3 ONm3 Pi1 ONm2 Pi2

Color Key



-3 -1 1 2 3
Value


Pattern84 2 genes



ON2 BCm1 ONm3 ON3 ONm1 BCm3 ON1 BCm2 ONm2 Pim1 Pi3 BC1 Pim2 Pim3 BC2 BC3 Pi2 Pi1

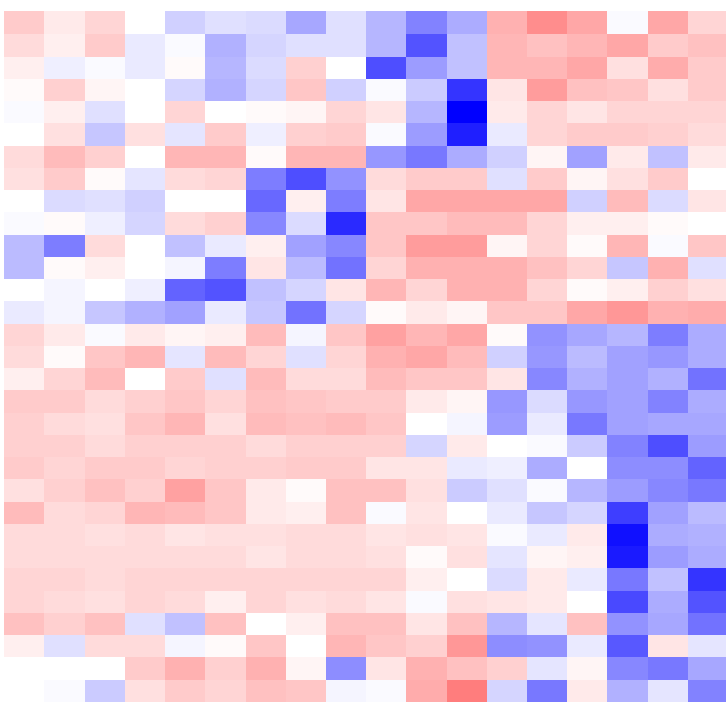
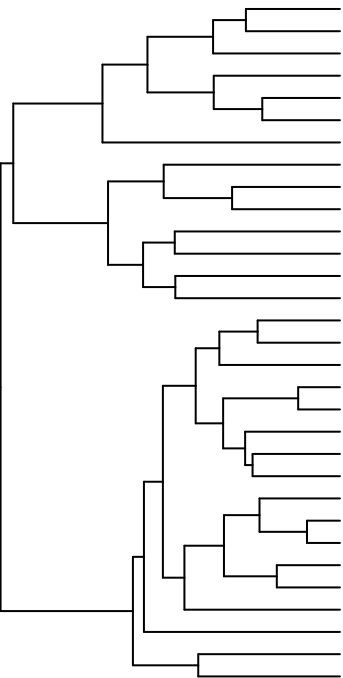
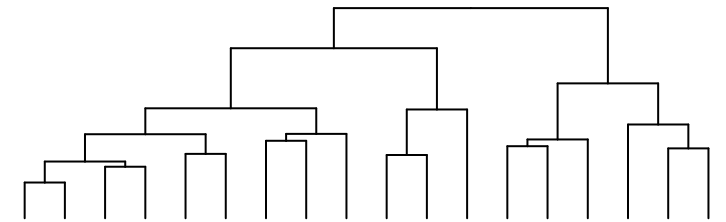
Solyc07g052340.2.1
Solyc02g079870.2.1
Solyc06g059870.1.1
Solyc05g051880.2.1
Solyc09g091630.1.1
Solyc12g040860.1.1
Solyc09g090320.1.1
Solyc01g106540.2.1
Solyc01g068280.2.1
Solyc02g082840.2.1
Solyc02g070300.2.1
Solyc03g044010.2.1
Solyc11g010670.1.1
Solyc03g033800.1.1
Solyc09g011260.1.1
Solyc01g098710.2.1
NCRNA_3_221
Solyc01g109570.2.1
Solyc11g017270.1.1
Solyc06g071280.2.1
Solyc08g062330.2.1
Solyc07g052910.2.1
Solyc02g076870.2.1
Solyc12g006930.1.1
Solyc09g065900.2.1
Solyc07g066100.2.1
Solyc08g014420.2.1
Solyc07g065080.2.1
Solyc12g056440.1.1
Solyc06g071920.2.1
Solyc09g065020.2.1
Solyc07g043590.2.1
Solyc06g071380.2.1

Color Key



-2 0 2
Value


Pattern38 2 genes



BC2 ON2 BCm2 BCm3 BC1 ON1 ON3 BCm1 BC3 ONm3 ONm1 ONm2 Pim1 Pi2 Pi1 Pim3 Pim2 Pi3

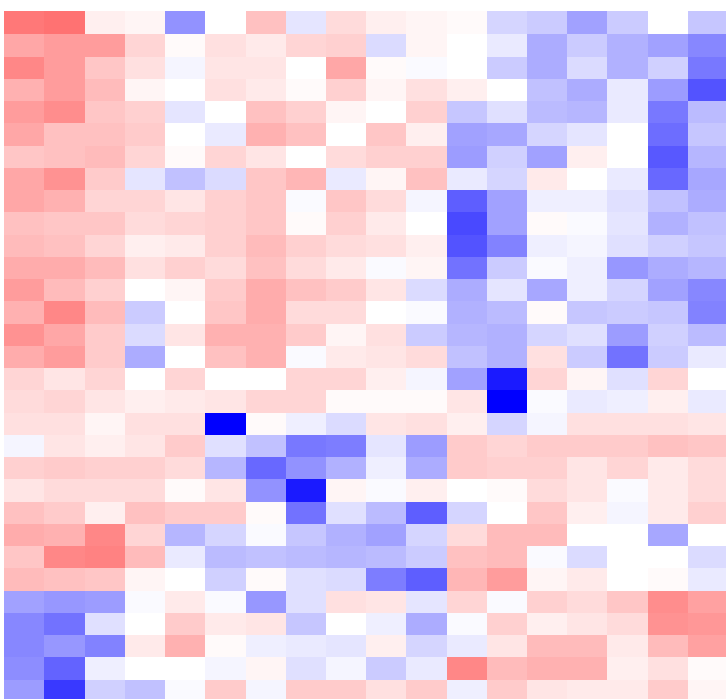
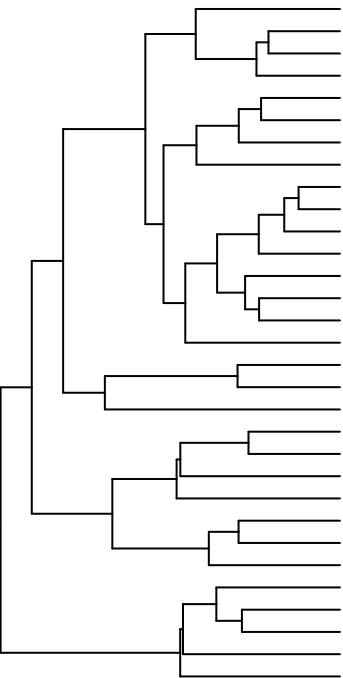
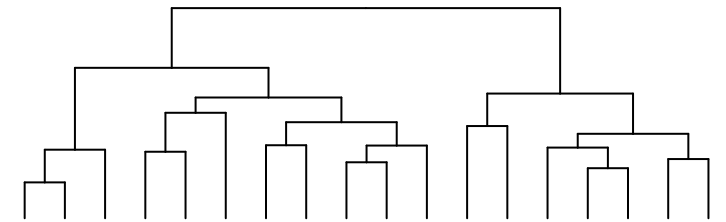
Solyc03g007140.2.1
Solyc11g071850.1.1
Solyc04g051490.2.1
Solyc03g115260.1.1
Solyc02g030660.1.1
Solyc02g062590.2.1
Solyc04g073980.2.1
Solyc10g039220.1.1
NCRNA_2_184
Solyc12g099220.1.1
NCRNA_4_267
Solyc09g050030.1.1
Solyc02g084180.1.1
Solyc02g090390.2.1
Solyc01g100420.2.1
Solyc03g115560.2.1
Solyc12g007320.1.1
Solyc01g094250.2.1
Solyc07g056570.1.1
Solyc07g009260.2.1
Solyc08g067510.1.1
Solyc01g079170.2.1
Solyc04g008950.2.1
Solyc10g008040.2.1
Solyc02g086650.2.1
Solyc03g116400.2.1
Solyc02g091130.2.1
Solyc11g021020.1.1
Solyc08g036630.1.1
Solyc03g119260.2.1
Solyc03g116430.1.1

Color Key



-2 0 2
Value


Pattern44 2 genes



Pim3 Pim2 Pim1 Pi3 BCm3 ON1 ONm1 ON3 ONm2 ON2 ONm3 BC1 BCm1 Pi1 BCm2 Pi2 BC3 BC2

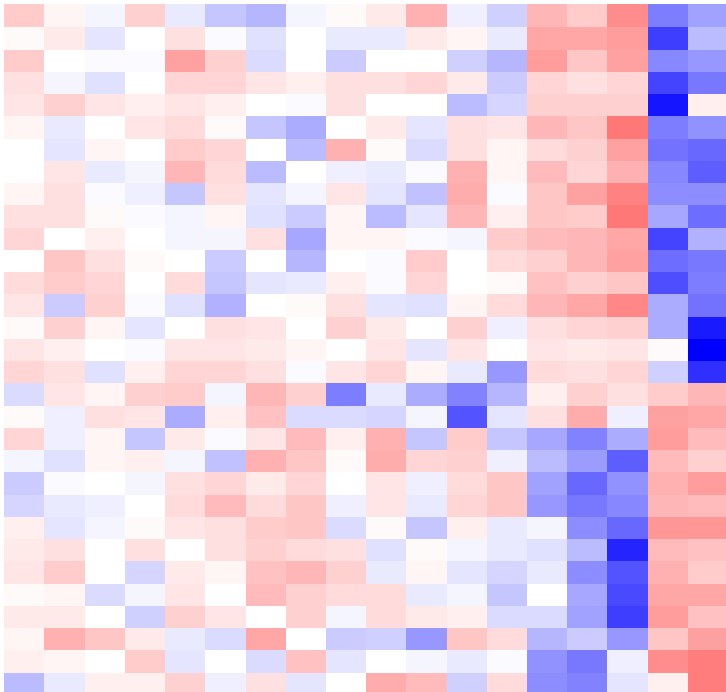
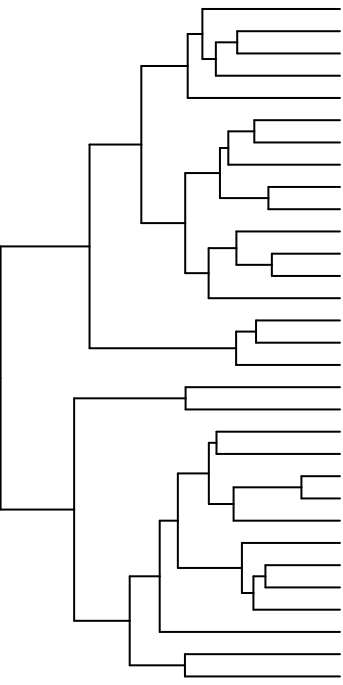
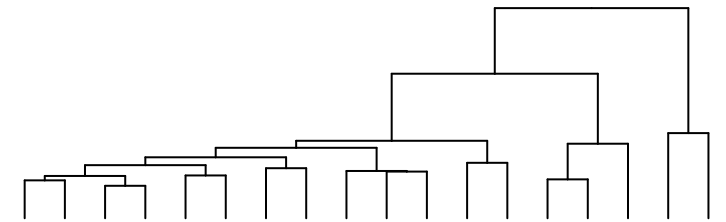
Solyc09g007080.2.1
Solyc04g074570.1.1
Solyc12g013750.1.1
Solyc09g005760.2.1
Solyc04g076560.2.1
Solyc02g070690.1.1
Solyc01g086660.2.1
Solyc06g066020.2.1
Solyc08g078220.2.1
Solyc12g045030.1.1
Solyc05g009230.1.1
Solyc06g066630.1.1
Solyc06g063210.2.1
Solyc09g011580.2.1
Solyc03g112980.1.1
Solyc01g056350.1.1
Solyc10g047790.1.1
Solyc10g008260.1.1
Solyc09g059140.1.1
Solyc02g069620.2.1
Solyc05g053850.2.1
Solyc06g054100.1.1
Solyc07g061870.1.1
Solyc04g039620.2.1
Solyc07g052430.2.1
Solyc01g110960.2.1
Solyc07g017430.2.1
Solyc06g073350.2.1
Solyc04g005120.2.1
Solyc03g031990.2.1
Solyc04g056380.2.1

Color Key



-2 0 2
Value


Pattern58 2 genes



ON2 BC3 ONm3 P12 ON1 ONm1 P1m1 P13 P11 ONm2 BC2 BC1 ON3 BCm3 BCm2 BCm1 P1m3 P1m2

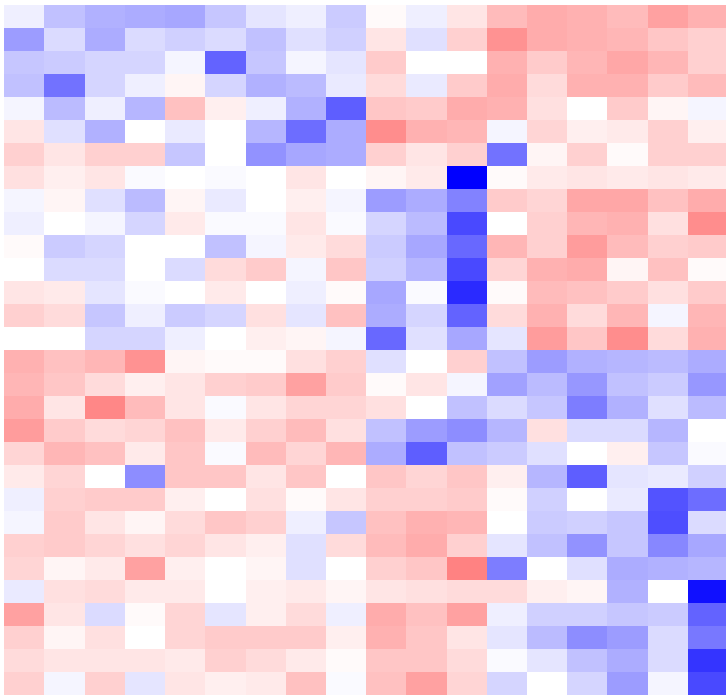
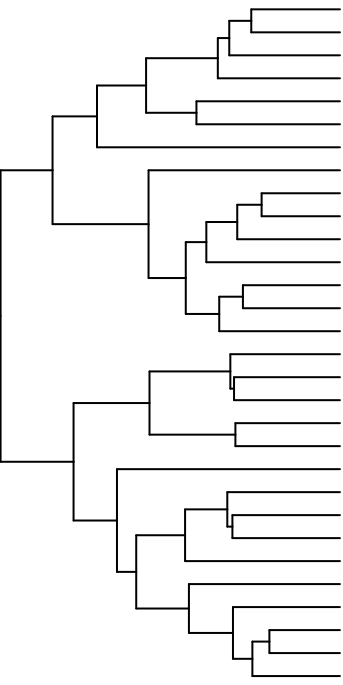
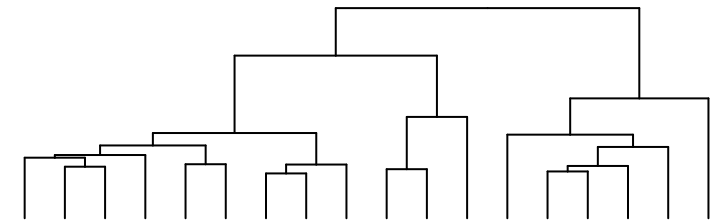
Solyc03g096950.2.1
Solyc10g079200.1.1
Solyc05g007880.2.1
Solyc02g078110.1.1
Solyc05g008880.1.1
Solyc11g013180.1.1
Solyc03g113510.1.1
Solyc10g085830.1.1
Solyc11g012410.1.1
Solyc01g081450.2.1
Solyc02g082100.2.1
Solyc11g040330.1.1
Solyc03g123400.1.1
Solyc12g009570.1.1
Solyc12g014590.1.1
Solyc01g106460.2.1
Solyc09g097760.2.1
Solyc09g074780.2.1
Solyc01g081620.2.1
Solyc10g050520.1.1
Solyc10g047260.1.1
Solyc04g007150.2.1
Solyc04g007160.1.1
Solyc07g063270.2.1
Solyc12g006590.1.1
Solyc11g013330.1.1
Solyc03g120880.2.1
Solyc02g085580.2.1
Solyc09g065710.1.1
Solyc01g086870.2.1
Solyc07g042740.2.1

Color Key



-2 0 2
Value

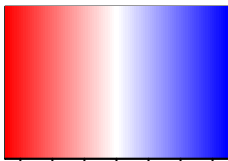
Pattern62 2 genes



BC3
ONm3
ON3
BC1
ONm1
ON1
ON2
BC2
ONm2
BCm2
BCm3
BCm1
Pim1
Pi2
Pim2
Pi3
Pi1
Pim3

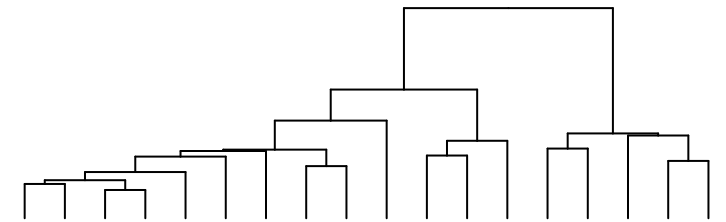
Solyc05g020020.2.1
Solyc10g008460.2.1
Solyc03g116500.2.1
Solyc09g090340.1.1
Solyc03g078700.2.1
Solyc05g054480.2.1
Solyc07g053100.2.1
Solyc01g066270.2.1
Solyc02g082060.1.1
Solyc02g080410.2.1
Solyc04g049160.2.1
Solyc12g010250.1.1
Solyc02g082110.2.1
NCRNA_12_319
Solyc06g070980.2.1
Solyc01g107580.2.1
Solyc09g031790.2.1
Solyc03g007400.1.1
Solyc04g016400.2.1
Solyc02g068250.2.1
Solyc06g064620.2.1
Solyc08g067620.2.1
Solyc11g072890.1.1
Solyc02g079760.2.1
Solyc04g077100.2.1
Solyc08g062450.1.1
Solyc04g074820.1.1
Solyc02g032940.2.1
Solyc09g090570.2.1
Solyc04g008940.2.1

Color Key

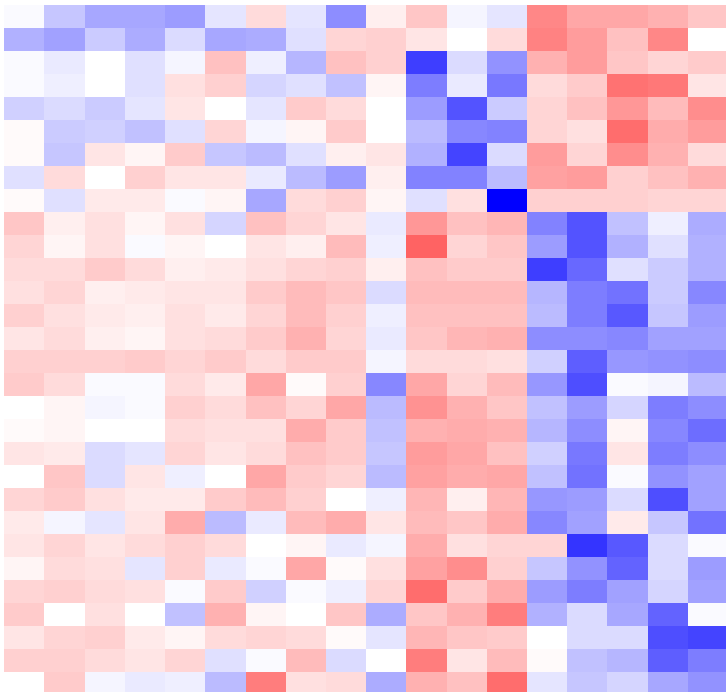


-3 -1 1 3
Value


Pattern88 2 genes



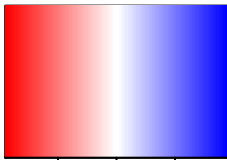
- Solyc10g055610.1.1
- Solyc03g116940.1.1
- Solyc06g062310.2.1
- Solyc06g062880.1.1
- Solyc12g008990.1.1
- Solyc01g094650.2.1
- Solyc01g105520.2.1
- Solyc01g102860.2.1
- Solyc09g014530.2.1
- Solyc06g082220.2.1
- Solyc10g082020.1.1
- Solyc07g054200.2.1
- Solyc03g097020.2.1
- Solyc02g062700.2.1
- Solyc05g013170.2.1
- Solyc08g068630.2.1
- Solyc08g007150.1.1
- Solyc10g005280.1.1
- Solyc11g072740.1.1
- Solyc07g064350.1.1
- Solyc08g077540.1.1
- Solyc12g005530.1.1
- Solyc01g079380.1.1
- Solyc10g055710.1.1
- Solyc12g096230.1.1
- Solyc11g008130.1.1
- Solyc01g087630.1.1
- Solyc03g111860.1.1
- Solyc04g011950.1.1
- Solyc04g080340.2.1



Pim3 BCm3 ON2 BCm2 Pim2 Pim1 ON1 ON3 BCm1 Pi3 ONm2 ONm3 ONm1 BC3 BC2 BC1 Pi2 Pi1

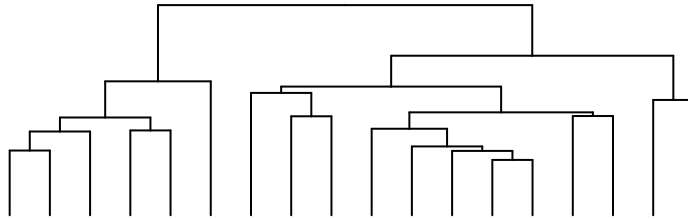


Color Key




-2 0 2
Value

Pattern11 2 genes




Solyc05g013260.1.1
Solyc07g032460.1.1
NCRNA_11_149
Solyc10g008250.1.1
NCRNA_4_275
Solyc03g019750.2.1
Solyc03g083220.1.1
Solyc12g056040.1.1
Solyc08g005150.2.1
Solyc02g091930.2.1
Solyc05g015420.2.1
Solyc11g065200.1.1
Solyc08g005640.2.1
Solyc01g015060.1.1
Solyc07g054080.1.1
Solyc11g063630.1.1
Solyc10g007990.2.1
Solyc03g063260.2.1
Solyc11g071610.1.1
Solyc08g045650.1.1
Solyc07g063920.2.1
Solyc06g060950.1.1
Solyc11g062200.1.1
NCRNA_5_278
Solyc06g051050.1.1
Solyc04g039760.1.1
Solyc07g032420.1.1
Solyc01g095950.1.1
Solyc12g011420.1.1

ON2 ON3 P11 P13 ON1 P12 BC3 Pim1 ONm2 ONm3 Pim3 ONm1 Pim2 BCm2 BC2 BCm3 BC1 BCm1

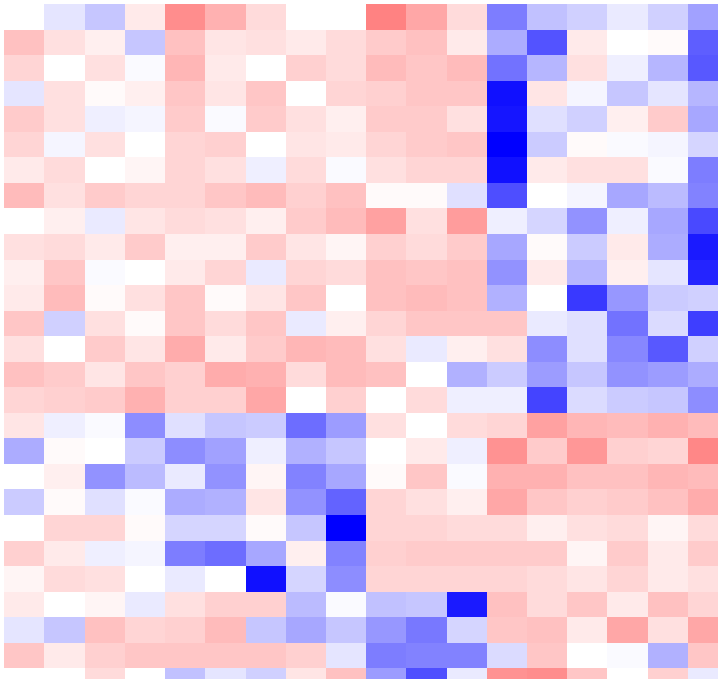
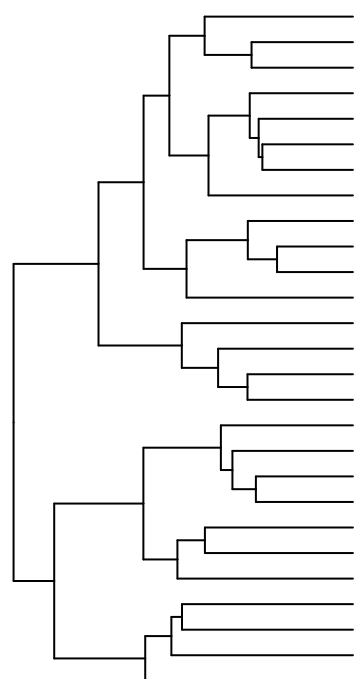
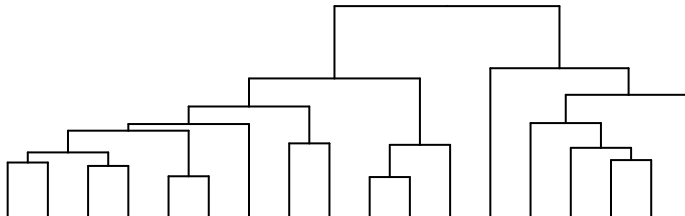


Color Key



-2 0 2
Value


Pattern57 2 genes



- Solyc05g025610.1.1
- Solyc03g115180.1.1
- Solyc10g047410.1.1
- Solyc02g094040.2.1
- Solyc05g015660.1.1
- Solyc12g033070.1.1
- Solyc01g112130.2.1
- Solyc11g056490.1.1
- Solyc02g062400.2.1
- Solyc11g056670.1.1
- Solyc02g082870.2.1
- Solyc04g054220.2.1
- Solyc01g087480.1.1
- Solyc11g056330.1.1
- Solyc01g007600.2.1
- Solyc08g082240.1.1
- Solyc02g081330.2.1
- Solyc05g016180.2.1
- Solyc01g067620.2.1
- Solyc01g091850.2.1
- Solyc02g086310.1.1
- Solyc06g034040.1.1
- Solyc07g006860.2.1
- Solyc05g052290.1.1
- Solyc10g011990.1.1
- Solyc02g084100.1.1
- Solyc11g012200.1.1

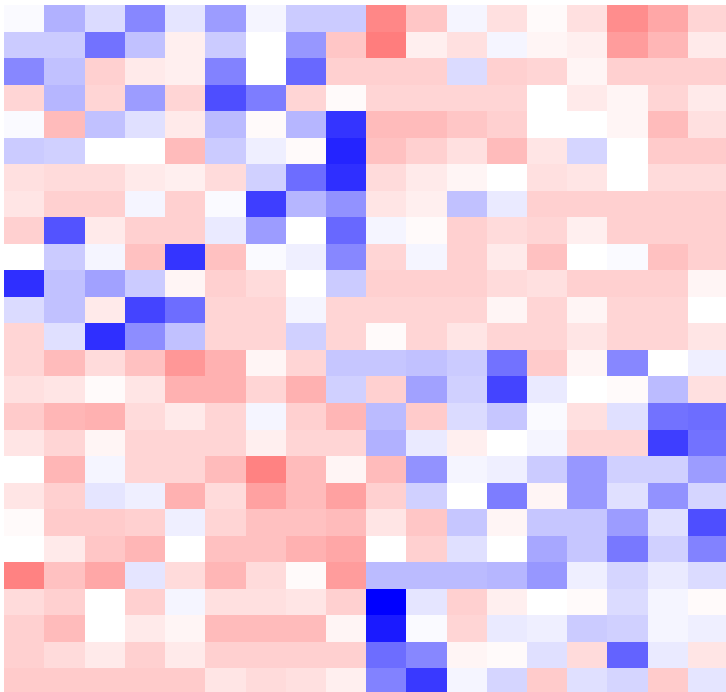

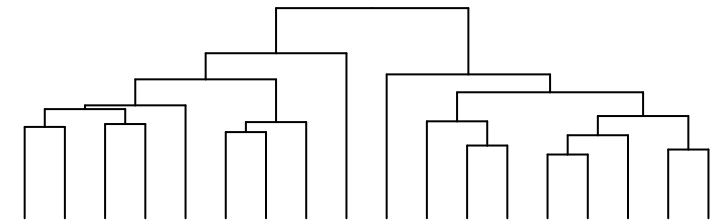
Pl2
ONm3
ONm1
Pl1
ONm2
Pim2
Pim1
Pim3
Pl3
ON2
ON3
ON1
BCm1
BC3
BCm2
BCm3
BC2
BC1

Color Key



-2 0 2
Value


Pattern23 2 genes



- Solyc11g007120.1.1
- Solyc06g082180.1.1
- Solyc07g006850.1.1
- Solyc05g018190.1.1
- Solyc03g120580.2.1
- Solyc10g054850.1.1
- Solyc03g062670.1.1
- Solyc01g091150.2.1
- TRNA_11_35
- Solyc01g066030.1.1
- Solyc06g072090.1.1
- Solyc03g019970.2.1
- Solyc05g055950.1.1
- Solyc06g068390.1.1
- Solyc04g082240.1.1
- Solyc03g079870.1.1
- Solyc07g032390.1.1
- Solyc04g076430.2.1
- Solyc12g088500.1.1
- Solyc08g067340.2.1
- Solyc09g015770.2.1
- Solyc10g024310.1.1
- Solyc10g008780.1.1
- Solyc09g018050.1.1
- Solyc05g015240.1.1
- Solyc03g117830.1.1


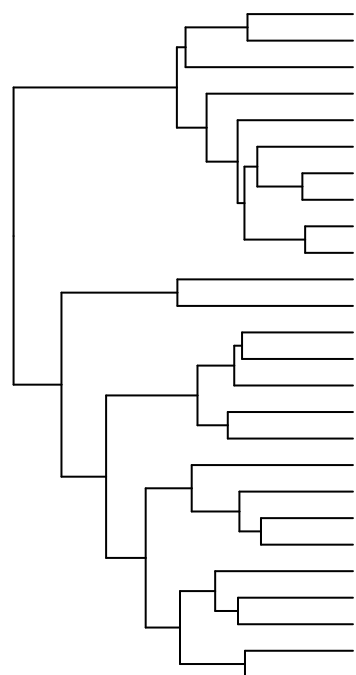
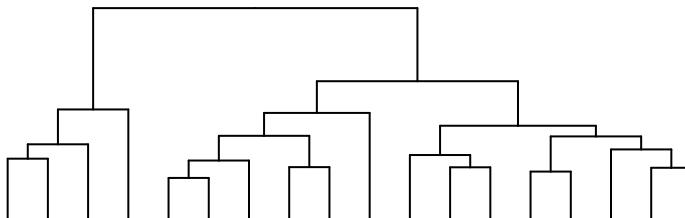
ON2 Pim2 ON1 BC3 Pim1 BC2 ON3 Pim3 BC1 BCm1 ONm1 Pi3 BCm3 BCm2 ONm3 Pi2 ONm2 Pi1

Color Key



-2 0 2
Value


Pattern59 2 genes



Pim1 Pi3 Pim2 Pim3 BCm2 Pi2 Pi1 ONm1 BCm3 BCm1 ON3 BC3 BC2 ON2 ONm3 BC1 ON1 ONm2

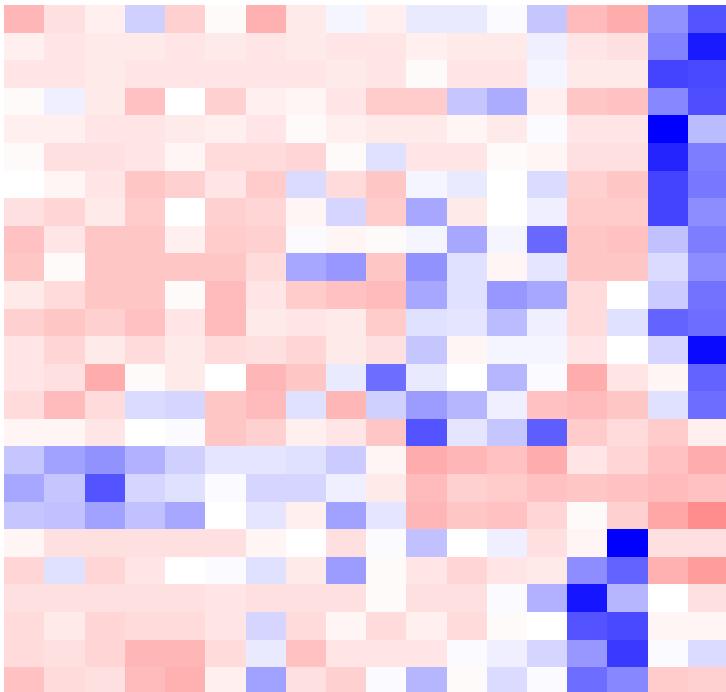
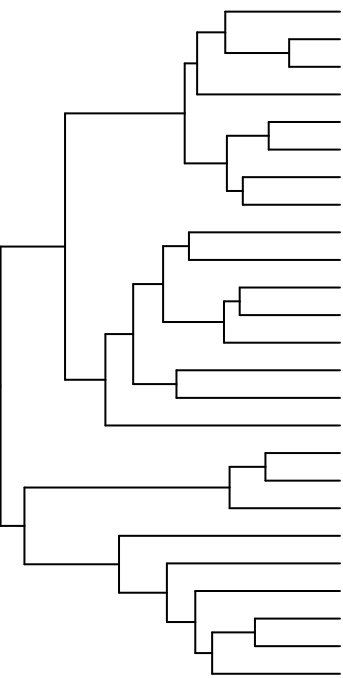
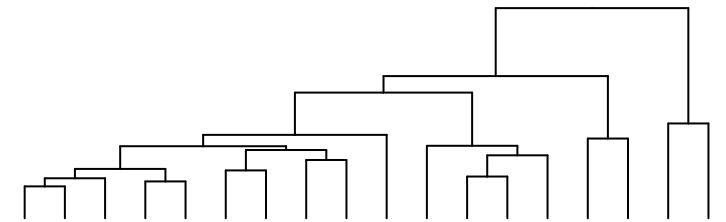
Solyc07g007620.2.1
Solyc07g053450.2.1
Solyc02g071000.1.1
NCRNA_4_12
Solyc01g109470.2.1
Solyc08g076090.2.1
Solyc06g060310.2.1
Solyc07g006700.1.1
Solyc10g086060.1.1
Solyc05g013480.2.1
Solyc05g009480.1.1
NCRNA_12_286
Solyc10g005520.2.1
Solyc03g093610.1.1
Solyc09g008760.1.1
Solyc11g063600.1.1
Solyc04g082440.2.1
Solyc08g067520.1.1
Solyc10g005360.2.1
Solyc04g007690.2.1
Solyc03g031420.1.1
Solyc08g043170.2.1
Solyc06g007530.2.1
Solyc06g051040.2.1
Solyc01g091360.2.1
NCRNA_4_252

Color Key



-2 0 2
Value

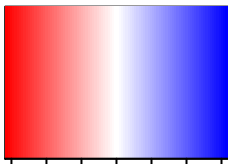
Pattern47 2 genes



ONm1 Pim2 Pim3 ONm2 ON3 ON2 Pi3 ON1 ONm3 Pim1 BC2 BCm3 BCm2 BC3 Pi1 Pi2 BCm1 BC1

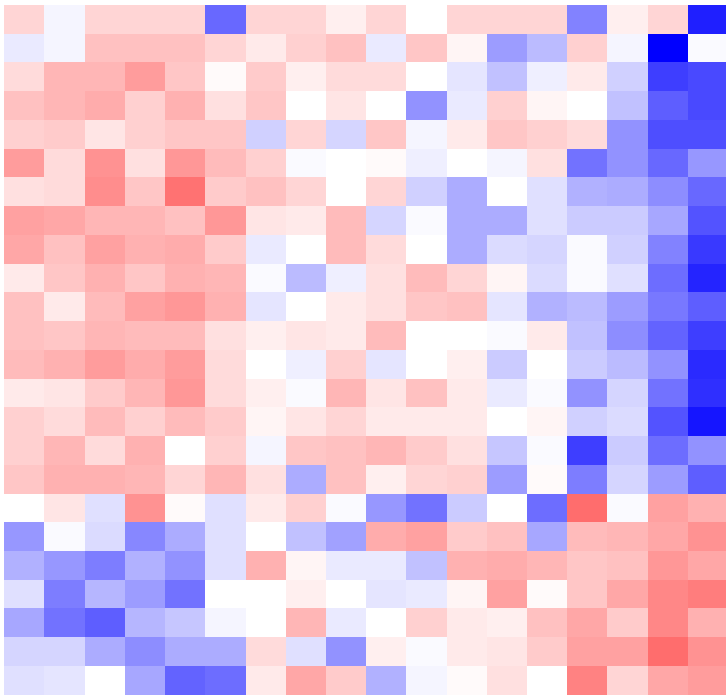
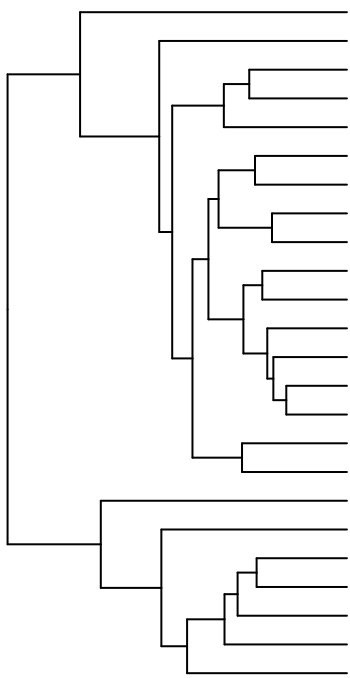
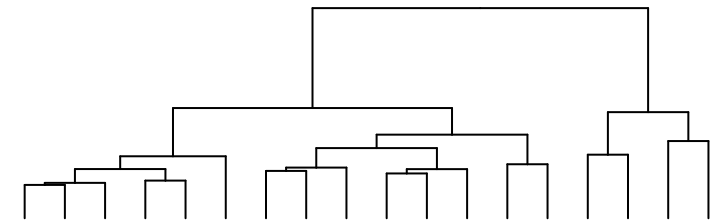
Solyc06g068030.2.1
Solyc06g071830.2.1
Solyc02g090540.2.1
Solyc10g084730.1.1
Solyc09g010250.1.1
Solyc10g050510.1.1
NCRNA_10_102
NCRNA_6_6
Solyc01g011410.1.1
Solyc10g076630.1.1
Solyc05g052830.2.1
Solyc09g098610.1.1
Solyc04g007300.2.1
Solyc03g115830.1.1
Solyc02g011760.1.1
Solyc07g006980.1.1
Solyc03g118130.2.1
Solyc03g097320.2.1
Solyc07g048080.2.1
Solyc03g079990.1.1
Solyc12g005620.1.1
Solyc11g063520.1.1
Solyc04g072070.2.1
Solyc08g082500.1.1
Solyc04g081580.2.1

Color Key



-3 -1 1 2 3
Value


Pattern77 2 genes



Solyc09g090310.1.1
Solyc03g093110.2.1
Solyc04g081460.2.1
Solyc01g103140.2.1
Solyc09g008220.2.1
Solyc04g078840.2.1
Solyc02g071040.2.1
Solyc02g084210.1.1
Solyc05g053210.2.1
Solyc09g092490.2.1
Solyc03g118710.2.1
Solyc05g056480.2.1
Solyc09g089650.1.1
Solyc01g111080.2.1
Solyc08g083190.2.1
Solyc04g016430.2.1
Solyc04g009370.2.1
NCRNA_10_278
Solyc11g005510.1.1
Solyc03g025440.2.1
Solyc06g054220.2.1
Solyc01g005250.2.1
Solyc07g052570.2.1
Solyc07g009370.1.1

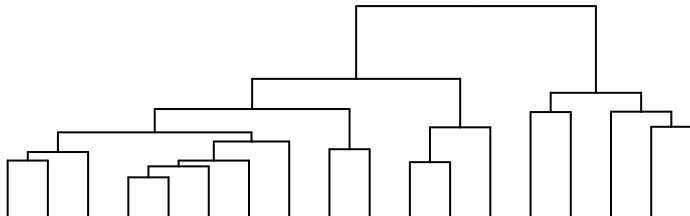
ON2 BCm2 BCm3 ON3 BCm1 ON1 BC3 Pi1 ONm3 Pi2 BC1 ONm1 ONm2 BC2 Pim1 Pi3 Pim2 Pim3

Color Key




-2 0 2
Value

Pattern106 2 genes

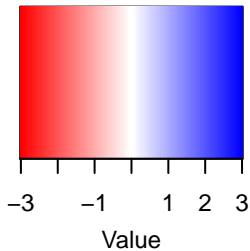


Solyc07g055170.1.1
Solyc06g084280.1.1
Solyc01g098520.2.1
Solyc01g109270.2.1
Solyc07g017660.1.1
Solyc04g071550.2.1
Solyc10g084090.1.1
Solyc10g079800.1.1
Solyc02g076910.2.1
Solyc01g095660.1.1
Solyc06g067900.1.1
Solyc05g015130.1.1
Solyc01g067120.2.1
Solyc06g063200.1.1
Solyc08g062360.2.1
Solyc10g008080.1.1
Solyc08g066380.1.1
Solyc08g016610.1.1
Solyc10g006950.1.1
Solyc02g069700.1.1
Solyc02g063250.2.1
Solyc02g091770.1.1
Solyc11g019920.1.1

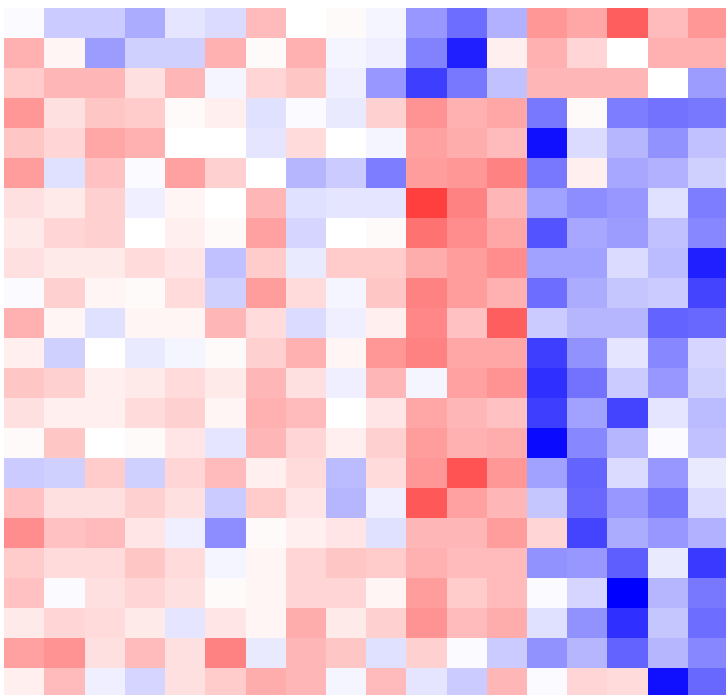
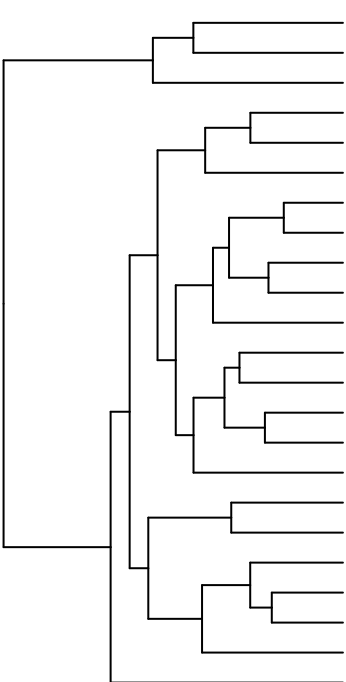
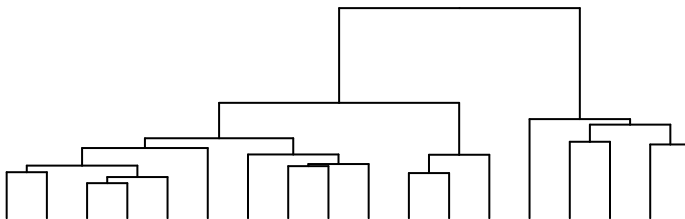
ONm2 Pim1 BCm1 Pim3 BCm2 Pim2 ONm3 Pi3 ONm1 BCm3 ON3 ON2 ON1 BC2 Pi1 BC1 Pi2 BC3



Color Key



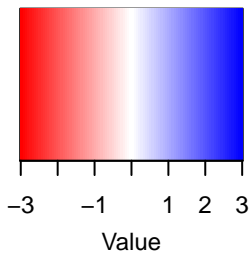
Pattern120 2 genes




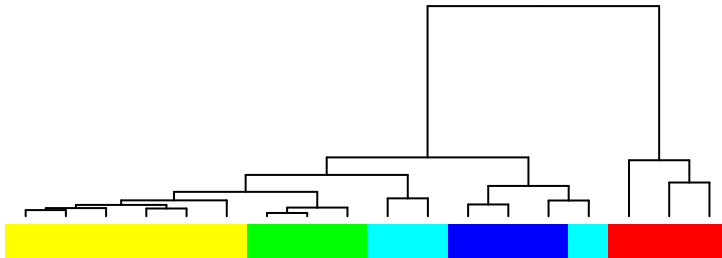
ON1
ONm3
ONm2
ON2
Pi2
ONm1
ON3
Pi1
Pi3
Pim1
BCm1
BCm2
BCm3
BC1
Pim3
BC3
Pim2
BC2

Solyc05g009630.2.1
Solyc12g006100.1.1
Solyc12g056720.1.1
Solyc02g086220.2.1
Solyc01g079410.2.1
Solyc10g005460.2.1
Solyc10g081510.1.1
Solyc02g071120.2.1
Solyc07g008820.2.1
Solyc09g008280.1.1
Solyc01g105290.2.1
Solyc07g006330.1.1
Solyc05g053890.1.1
Solyc01g091330.2.1
Solyc09g064470.2.1
Solyc10g006400.2.1
Solyc08g080170.2.1
Solyc10g011940.1.1
Solyc07g006670.1.1
Solyc02g071090.2.1
Solyc01g098410.2.1
Solyc11g071860.1.1
Solyc08g077630.2.1

Color Key



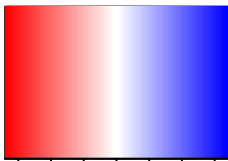
Pattern190 2 genes



Solyc06g061210.2.1
Solyc07g052370.2.1
Solyc10g076680.1.1
Solyc02g078930.1.1
Solyc03g098650.2.1
Solyc08g080130.2.1
Solyc09g014720.1.1
Solyc01g080570.2.1
Solyc05g056080.2.1
Solyc05g054380.1.1
Solyc08g059710.2.1
Solyc12g006840.1.1
Solyc08g023510.1.1
Solyc05g015850.2.1
Solyc05g012180.2.1
Solyc01g107860.2.1
Solyc07g043320.2.1
Solyc10g017570.2.1
Solyc10g007390.2.1
Solyc06g065060.1.1
Solyc04g040130.1.1
Solyc04g007170.2.1
Solyc02g085590.2.1

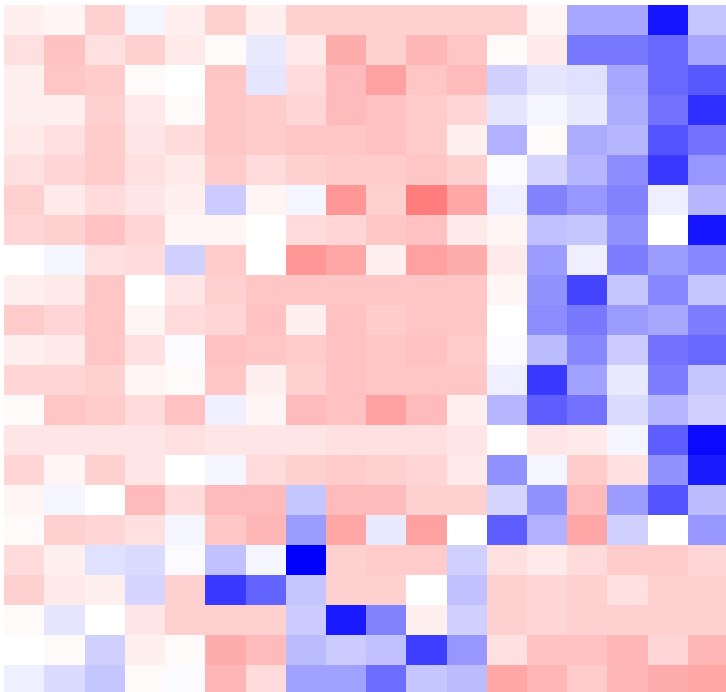
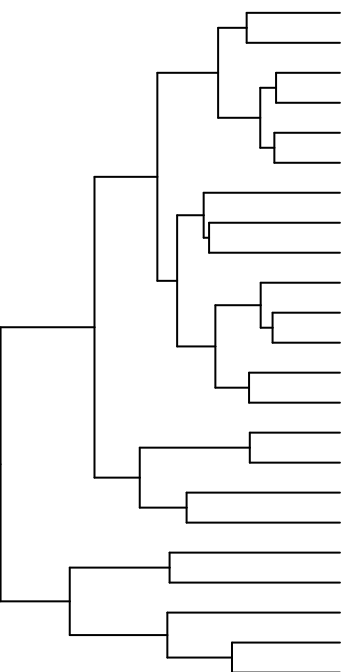
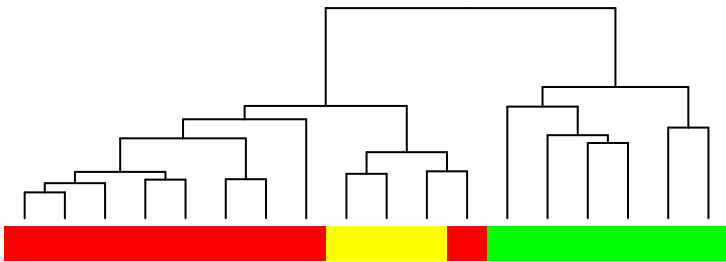
BCm3
BCm2
ON2
ON1
ON3
BCm1
ONm2
ONm1
ONm3
Pi1
Pi2
Pim1
Pim2
Pim3
Pi3
BC1
BC3
BC2

Color Key



-3 -1 1 3
Value

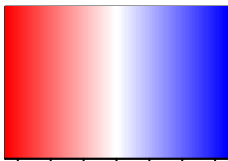
Pattern43 2 genes



Solyc01g009470.1.1
Solyc04g082860.1.1
Solyc09g075270.1.1
Solyc05g005280.2.1
Solyc03g007340.2.1
Solyc06g067980.2.1
Solyc07g065180.2.1
Solyc06g064610.1.1
Solyc05g032680.2.1
Solyc06g036240.1.1
Solyc07g055560.2.1
Solyc02g087890.2.1
Solyc06g034410.2.1
Solyc03g095310.2.1
Solyc09g011160.2.1
Solyc01g105650.2.1
Solyc01g097400.1.1
Solyc10g047900.1.1
RRNA_9_1
Solyc12g042840.1.1
Solyc05g051180.1.1
Solyc01g111590.2.1
Solyc02g043830.2.1

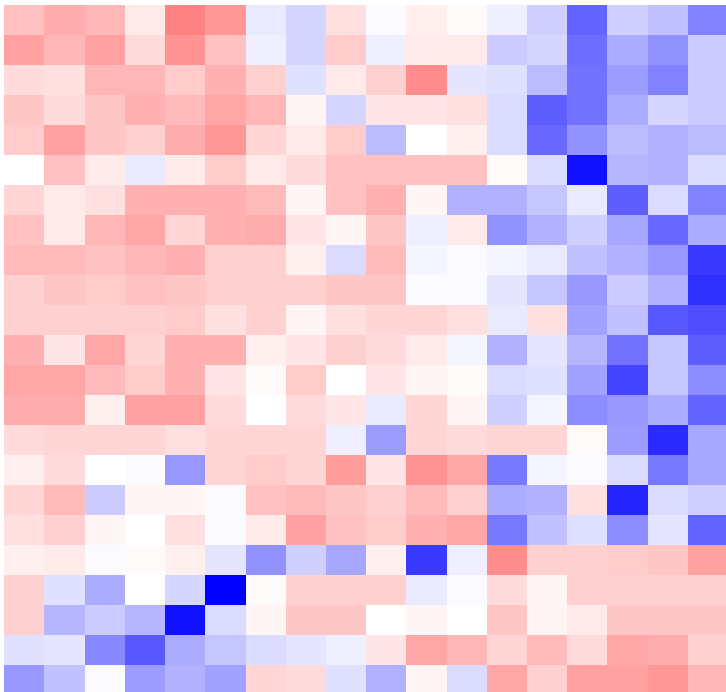
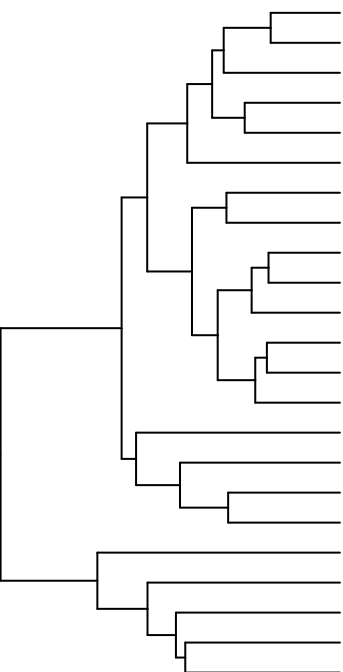
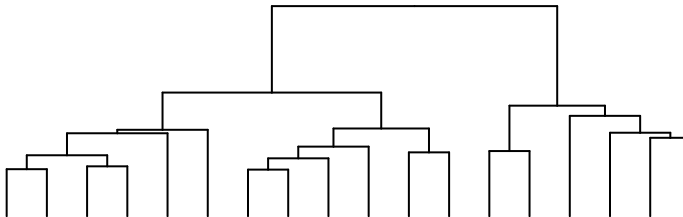
BCm2 ONm1 BCm3 BC2 ONm2 BCm1 BC1 BC3 ON3 ON1 ON2 ONm3 Pi2 Pi1 Pim1 Pim2 Pi3 Pim3

Color Key



-3 -1 1 3
Value


Pattern81 2 genes



BCm2 ON1 ON2 ON3 BCm3 BCm1 ONm3 BC2 ONm1 BC3 BC1 ONm2 Pi2 Pim1 Pi1 Pim2 Pi3 Pim3

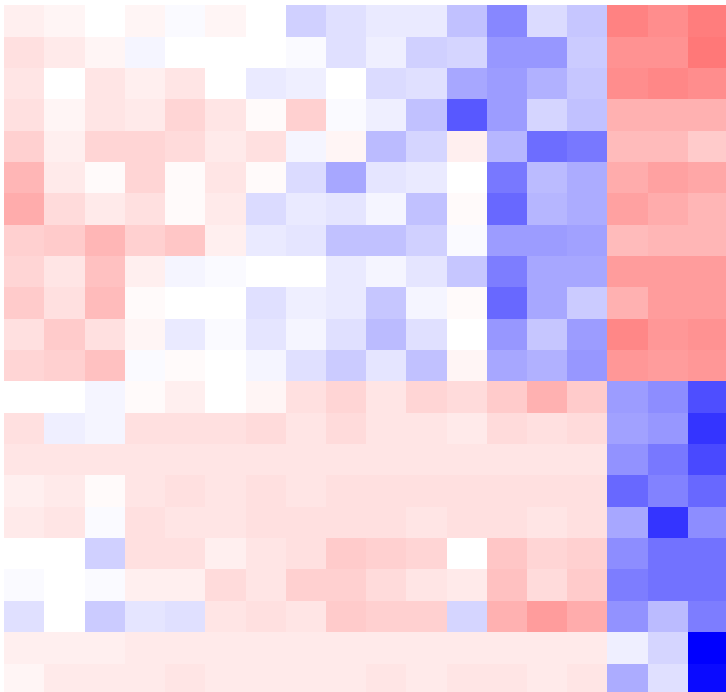
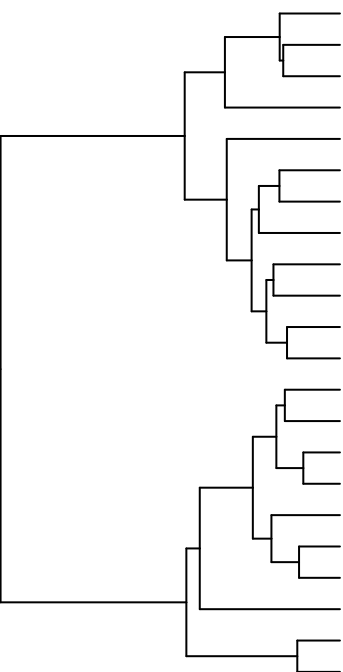
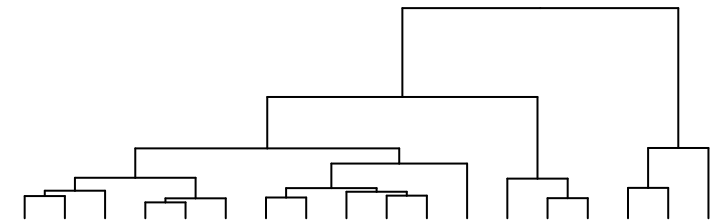
Solyc02g085000.2.1
Solyc04g080790.2.1
Solyc04g077220.2.1
Solyc01g095510.2.1
Solyc01g060070.2.1
Solyc07g066110.1.1
Solyc11g011590.1.1
Solyc10g085140.1.1
Solyc02g090620.2.1
Solyc12g005750.1.1
Solyc03g095700.1.1
Solyc01g096640.2.1
Solyc05g013680.2.1
Solyc09g010920.1.1
NCRNA_7_139
Solyc03g113910.2.1
Solyc01g080100.2.1
Solyc05g013390.1.1
Solyc07g066660.2.1
Solyc03g095480.1.1
Solyc12g096640.1.1
Solyc04g074900.2.1
Solyc06g033850.2.1

Color Key



-2 0 2
Value

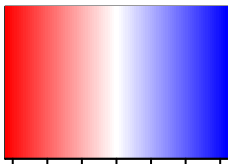
Pattern178 2 genes



- Solyc02g077160.2.1
- Solyc05g049900.2.1
- Solyc10g083360.1.1
- Solyc03g026050.2.1
- Solyc11g019910.1.1
- Solyc08g006070.2.1
- Solyc07g047840.2.1
- Solyc12g036380.1.1
- Solyc04g014530.1.1
- Solyc02g081600.2.1
- Solyc08g007950.2.1
- Solyc10g047050.1.1
- Solyc10g085450.1.1
- Solyc07g040880.2.1
- Solyc01g107080.2.1
- Solyc02g082450.2.1
- Solyc01g107400.2.1
- Solyc08g008140.2.1
- Solyc01g006430.2.1
- Solyc11g072340.1.1
- Solyc04g025520.1.1
- Solyc11g067000.1.1



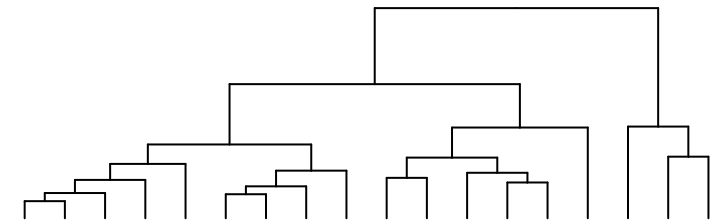
Pi1 Pi2 BCm1 BCm2 BCm3 Pi3 Pim2 ON2 ON1 Pim3 ON3 Pim1 ONm2 ONm3 ONm1 BC2 BC3 BC1

Color Key



-3 -1 1 2 3
Value


Pattern164 2 genes



- Solyc06g072040.1.1
- Solyc01g066640.2.1
- Solyc03g120020.2.1
- Solyc06g060630.1.1
- Solyc08g075280.2.1
- Solyc02g067640.2.1
- Solyc01g100390.2.1
- Solyc12g019630.1.1
- Solyc02g077350.1.1
- Solyc08g068240.1.1
- Solyc03g070380.2.1
- Solyc02g072210.1.1
- Solyc02g021350.2.1
- Solyc10g081980.1.1
- Solyc08g007160.2.1
- Solyc10g081970.1.1
- Solyc04g078450.2.1
- Solyc06g053560.2.1
- Solyc12g013620.1.1
- Solyc09g009590.1.1


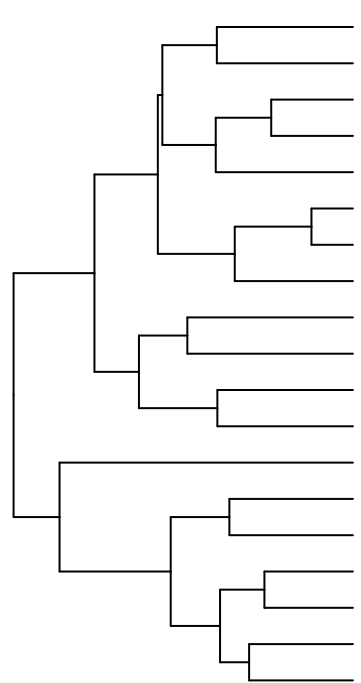
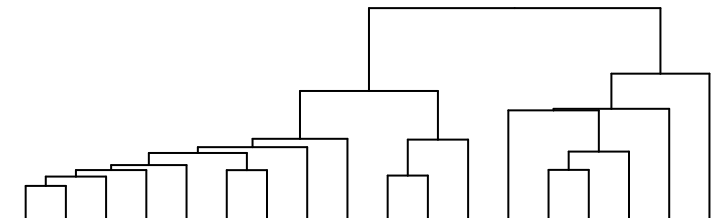
ONm3 BCm3 ON1 ON3 ON2 BCm2 ONm1 ONm2 BCm1 Pi1 Pi2 Pim1 Pi3 Pim2 Pim3 BC3 BC2 BC1

Color Key



-2 0 2
Value

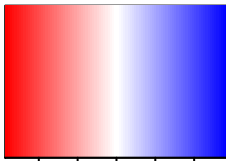
Pattern53 2 genes



- Solyc03g111760.2.1
- Solyc08g006560.2.1
- Solyc09g010510.2.1
- Solyc01g007590.2.1
- Solyc10g017940.1.1
- Solyc08g079780.1.1
- Solyc01g098940.2.1
- Solyc04g080690.1.1
- Solyc04g011910.2.1
- Solyc10g031560.1.1
- Solyc11g011870.1.1
- Solyc03g111360.2.1
- Solyc01g110810.2.1
- Solyc10g086390.1.1
- Solyc03g120920.1.1
- Solyc04g079190.2.1
- Solyc02g071860.2.1
- Solyc02g085220.2.1
- Solyc12g088070.1.1


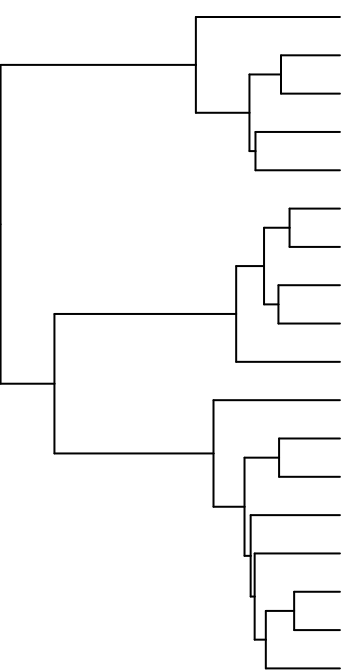
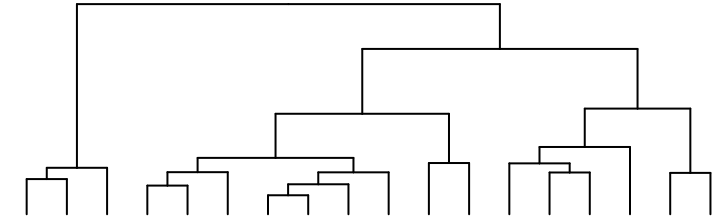
Pim2 Pim3 Pim3 ON2 Pim1 Pim1 ON3 Pim2 ON1 ONm3 ONm1 ONm2 BC3 BCm2 BC2 BCm3 BC1 BCm1

Color Key



-2 0 1 2
Value

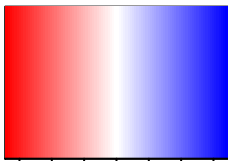
Pattern150 2 genes



Solyc03g113000.2.1
Solyc02g069060.2.1
Solyc06g050140.1.1
Solyc12g042570.1.1
Solyc08g078960.2.1
Solyc02g032870.2.1
Solyc04g079080.2.1
Solyc02g078570.2.1
Solyc09g056170.2.1
Solyc03g063060.2.1
Solyc03g121170.2.1
Solyc01g087180.2.1
Solyc12g042890.1.1
Solyc03g115890.2.1
Solyc02g087010.2.1
Solyc05g006830.2.1
Solyc08g013740.2.1
Solyc02g079740.1.1

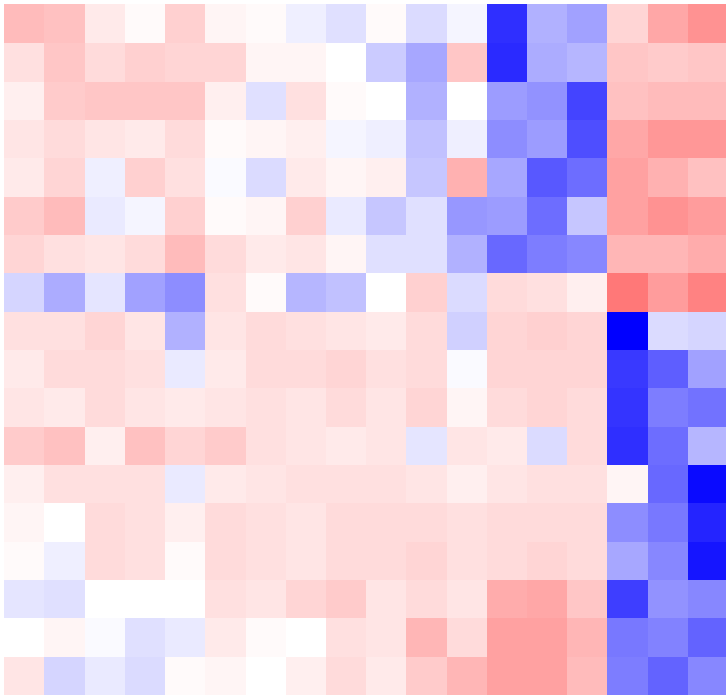
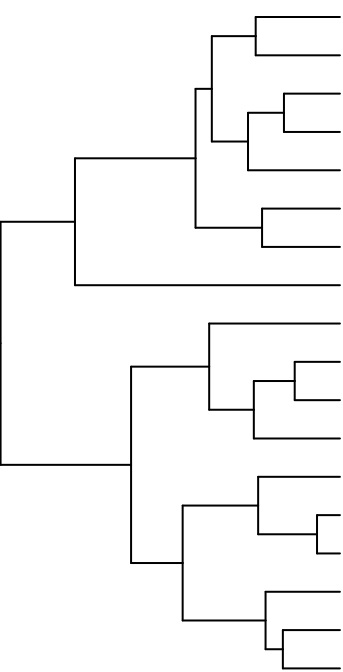
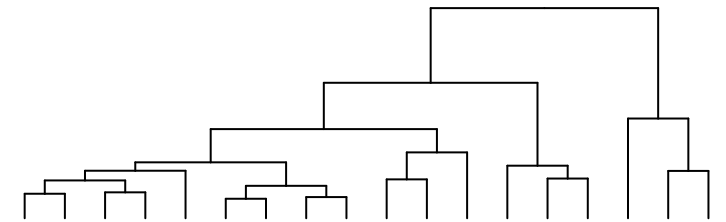
BC2 BC1 BC3 ON2 BCm2 BCm1 BCm3 ON3 ON1 ONm3 ONm1 ONm2 Pi1 Pim1 Pi2 Pi3 Pim2 Pim3

Color Key



-3 -1 1 3
Value

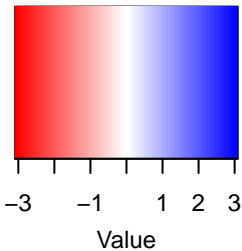
Pattern159 2 genes



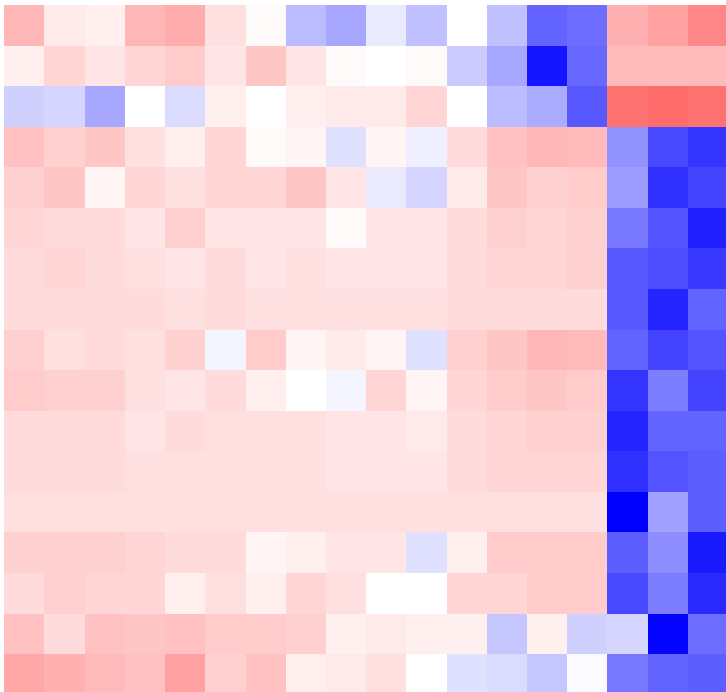
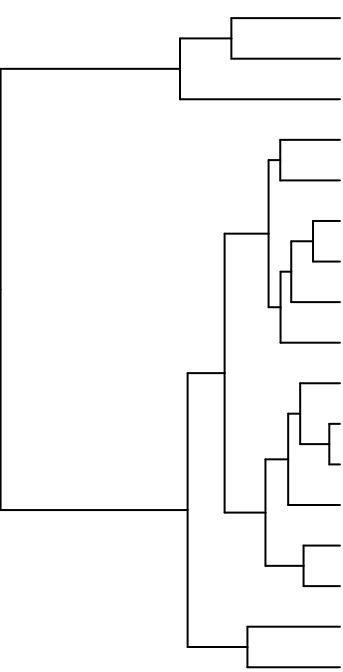
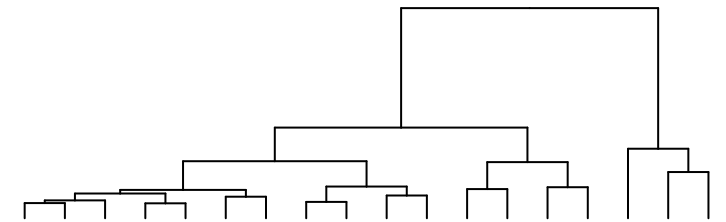
- Solyc07g039310.1.1
- Solyc08g077410.2.1
- Solyc07g063910.2.1
- Solyc01g098560.2.1
- Solyc02g080520.2.1
- Solyc09g005020.1.1
- Solyc07g062740.2.1
- Solyc03g033610.1.1
- Solyc03g083660.1.1
- Solyc12g005940.1.1
- Solyc02g079460.1.1
- Solyc03g123670.2.1
- Solyc08g074710.1.1
- Solyc07g008690.2.1
- Solyc07g052150.2.1
- Solyc01g107160.2.1
- Solyc11g007030.1.1
- Solyc11g028080.1.1

ONm3 ON3 BCm3 ON1 ON2 Pi1 BCm2 Pi2 ONm1 ONm2 Pi3 BCm1 Pim3 Pim2 Pim1 BC1 BC2 BC3

Color Key



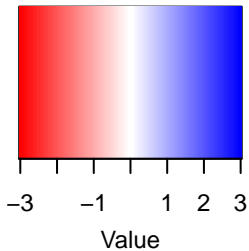
Pattern160 2 genes




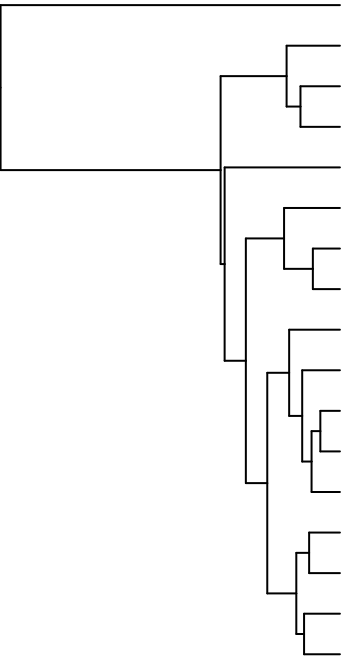
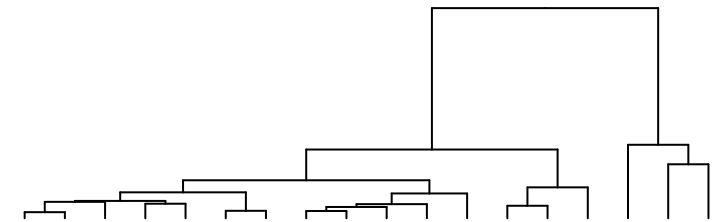
Solyc10g005750.2.1
Solyc01g099560.2.1
Solyc10g084950.1.1
Solyc12g009520.1.1
Solyc04g005240.1.1
Solyc06g069650.2.1
Solyc08g079420.2.1
Solyc07g052130.1.1
Solyc09g072930.1.1
Solyc09g090470.2.1
Solyc10g076780.1.1
Solyc02g082950.2.1
Solyc02g062300.2.1
Solyc02g089920.1.1
Solyc02g092880.2.1
Solyc11g063530.1.1
Solyc10g006050.2.1

ONm2 BCm3 ONm1 BCm2 BCm1 ON1 ONm3 ON3 Pi2 ON2 Pi1 Pi3 Pim1 Pim3 Pim2 BC1 BC2 BC3

Color Key

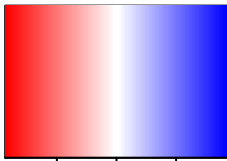


Pattern162 2 genes




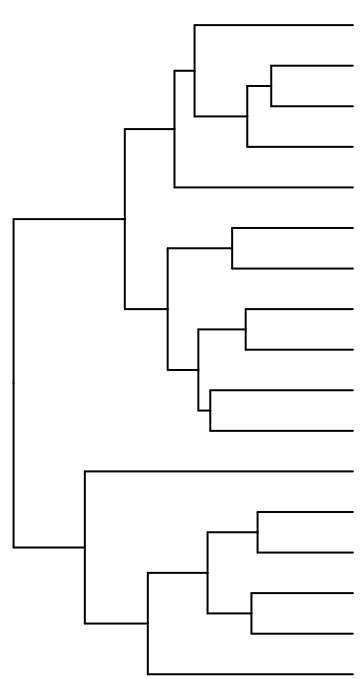
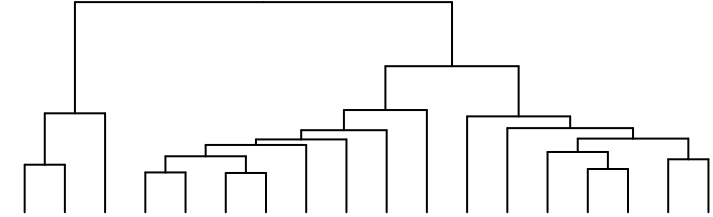
- Solyc04g080470.2.1
- Solyc08g068790.1.1
- Solyc08g068680.2.1
- Solyc01g079810.2.1
- Solyc06g009390.2.1
- Solyc05g051350.1.1
- Solyc11g072140.1.1
- Solyc04g074680.1.1
- Solyc09g082570.2.1
- Solyc07g054720.1.1
- Solyc01g009870.2.1
- Solyc10g008150.1.1
- Solyc12g005680.1.1
- Solyc10g074730.1.1
- Solyc01g097450.2.1
- Solyc05g055080.1.1
- Solyc04g010020.2.1

Color Key



-2 0 2
Value


Pattern46 2 genes



- Solyc12g006250.1.1
- Solyc12g056540.1.1
- Solyc03g114520.2.1
- Solyc12g056110.1.1
- Solyc07g040760.1.1
- Solyc05g055500.1.1
- Solyc12g005260.1.1
- Solyc10g076280.1.1
- Solyc05g047540.2.1
- Solyc01g068340.2.1
- Solyc01g066740.2.1
- Solyc01g110070.1.1
- Solyc09g098320.1.1
- Solyc02g085630.2.1
- Solyc07g045430.2.1
- Solyc03g078360.1.1
- Solyc02g085610.2.1

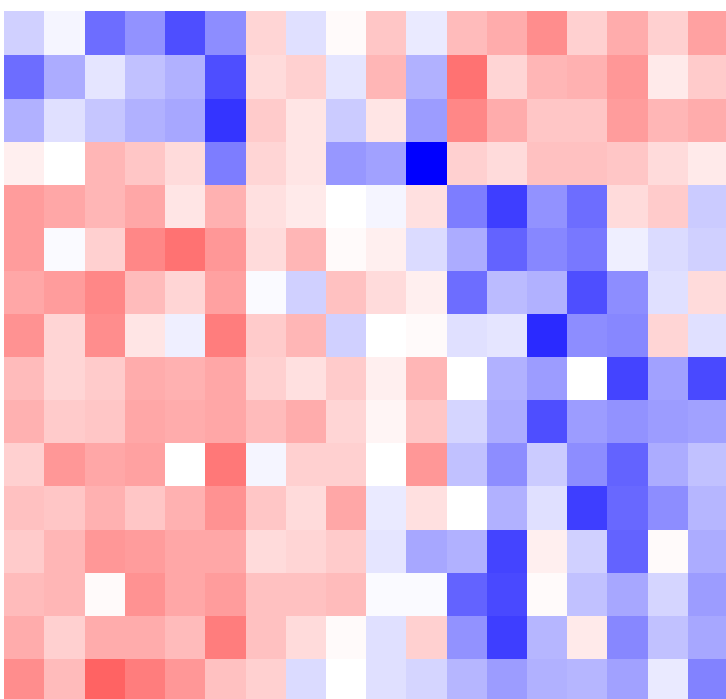
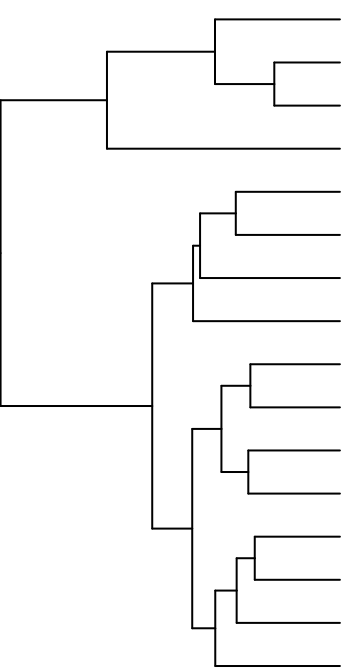
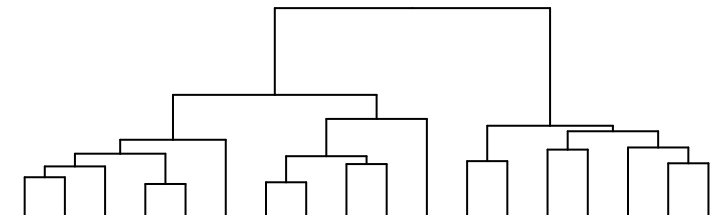
Pl2 Pl3 Pl1 BCm2 Plm3 Plm2 BC2 BCm1 Plm1 BC3 BC1 ONm2 ONm3 BCm3 ON2 ONm1 ON1 ON3

Color Key



-2 0 1 2
Value

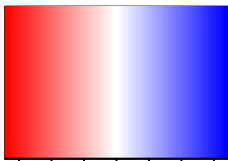
Pattern117 2 genes



Solyc12g089180.1.1
Solyc10g078560.1.1
Solyc06g062790.2.1
Solyc02g080330.2.1
Solyc02g093480.2.1
Solyc11g070140.1.1
Solyc10g011960.1.1
Solyc05g018890.1.1
Solyc01g060410.2.1
Solyc08g083270.1.1
Solyc12g076320.1.1
Solyc02g086140.1.1
Solyc05g014400.2.1
Solyc06g075850.1.1
Solyc04g071660.2.1
Solyc08g006640.2.1


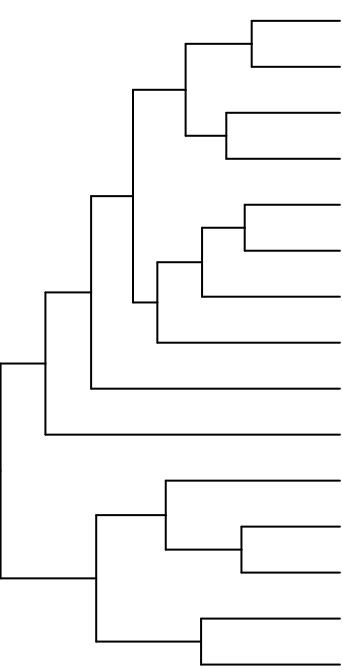
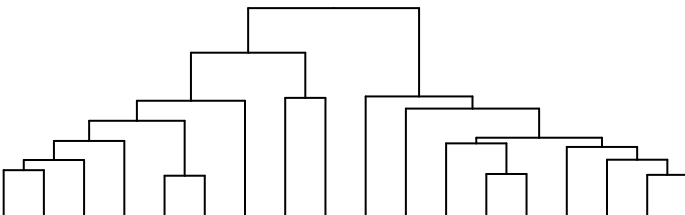
Pim2 Pim3 BC3 BC2 Pim1 BC1 BCm2 Pi1 Pi3 Pi2 BCm1 ON2 ONm3 ONm1 ONm2 ON1 BCm3 ON3

Color Key



-3 -1 1 3
Value


Pattern105 2 genes



Solyc08g076100.2.1
Solyc03g123600.2.1
Solyc10g054670.1.1
Solyc03g046380.1.1
Solyc03g034080.2.1
Solyc03g118080.2.1
Solyc09g075650.2.1
Solyc08g075320.2.1
Solyc09g014750.1.1
Solyc03g095320.1.1
Solyc06g082350.2.1
Solyc09g098420.1.1
Solyc02g082990.2.1
Solyc04g064920.2.1
Solyc02g077510.2.1

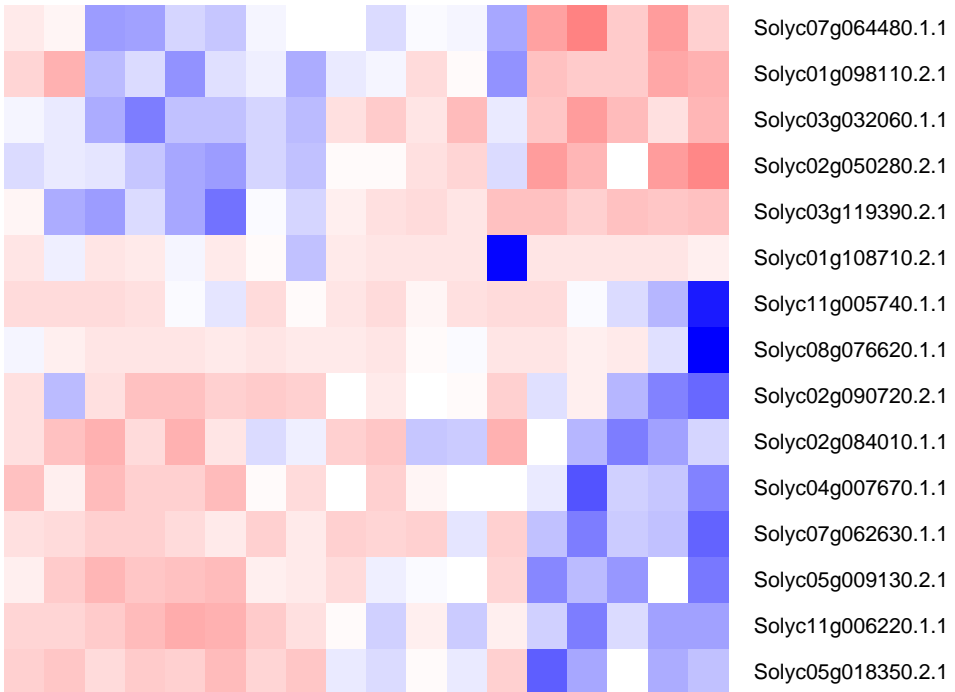
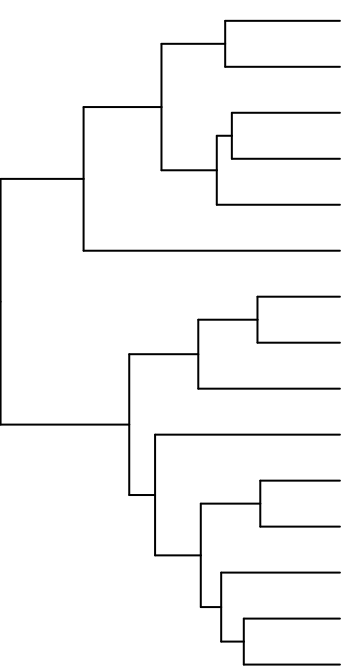
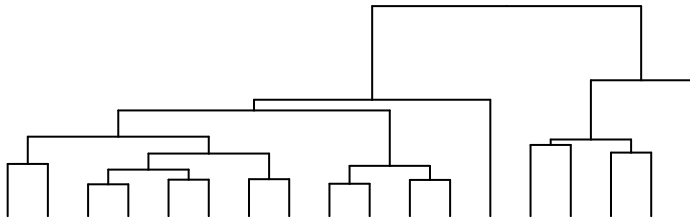
BCm3 ONm3 ON1 ONm2 ONm1 BCm2 BCm1 ON3 ON2 BC2 BC1 BC3 Pim3 Pim2 Pim1 Pim2 Pim3

Color Key



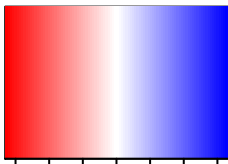
-2 0 2
Value

Pattern107 2 genes




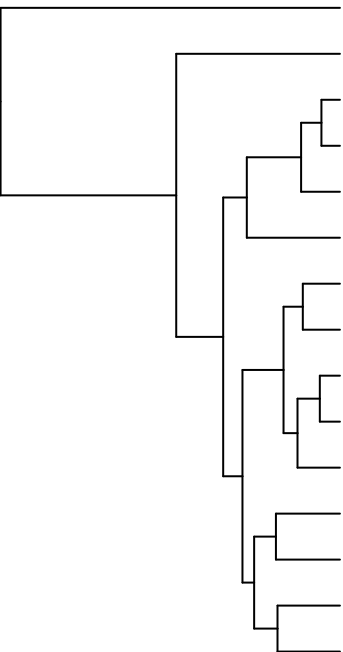
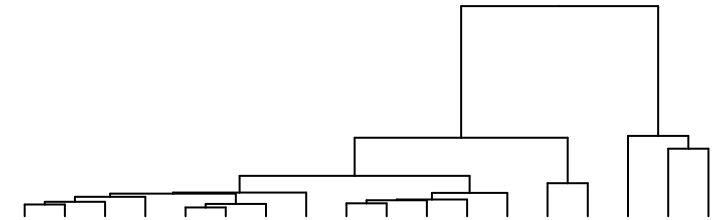
ON1 Pim1 ONm2 BCm3 ONm1 BCm2 ON3 ONm3 ON2 Pim3 Pim2 Pi3 BCm1 BC3 BC2 Pi1 Pi2 BC1

Color Key



-3 -1 1 2 3
Value

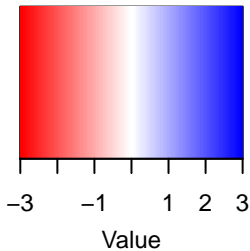
Pattern163 2 genes



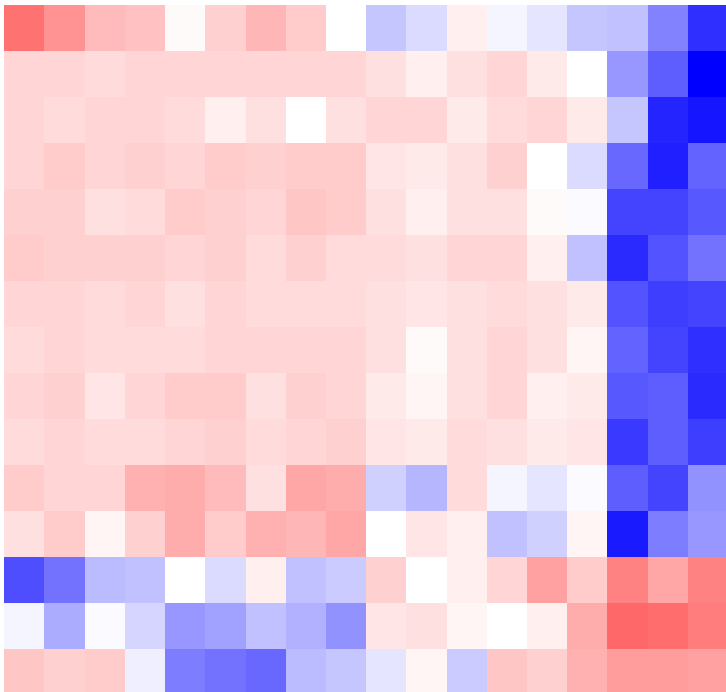
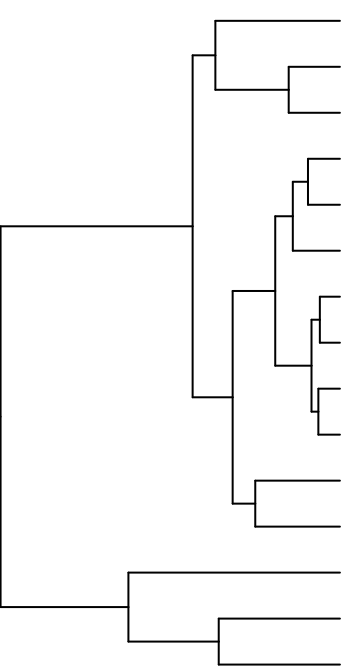
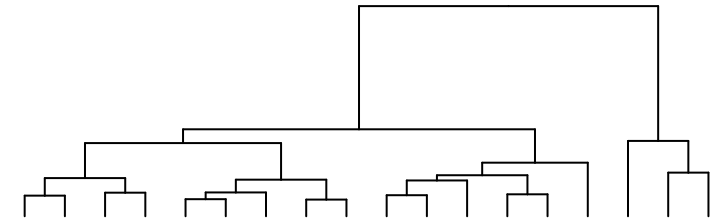
Pim2 ON3 ON1 Pim1 Pim3 ON2 BCm3 Pi3 BCm2 ONm3 ONm2 BCm1 ONm1 Pi2 Pi1 BC3 BC1 BC2

Solyc07g042910.2.1
Solyc10g008360.2.1
Solyc09g014820.2.1
Solyc10g085860.1.1
Solyc06g082430.1.1
Solyc10g006060.2.1
Solyc01g096510.2.1
Solyc02g080890.2.1
Solyc02g071130.2.1
Solyc10g011930.1.1
Solyc04g011770.2.1
Solyc03g005480.2.1
Solyc01g099210.2.1
Solyc08g082460.2.1
Solyc09g061330.1.1

Color Key




Pattern179 2 genes



Solyc05g052190.2.1
Solyc11g007500.1.1
Solyc05g053620.2.1
Solyc01g096420.2.1
Solyc09g075450.2.1
Solyc04g007250.1.1
Solyc07g056500.2.1
Solyc02g072070.2.1
Solyc06g076450.2.1
Solyc08g076160.2.1
Solyc02g090980.1.1
Solyc09g009620.1.1
Solyc07g014600.1.1
Solyc06g008740.2.1
Solyc02g064720.2.1


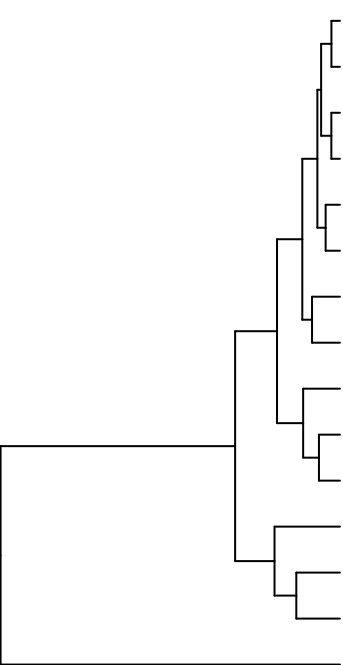
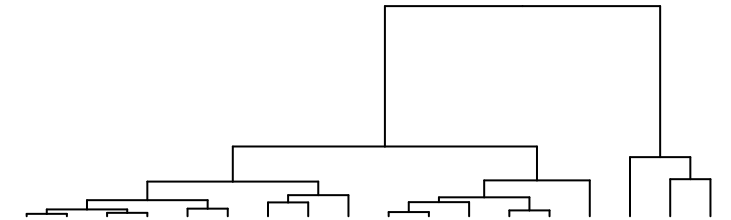
ON3 ON1 ON2 ONm3 Pim2 Pim3 Pim1 ONm1 ONm2 BCm2 Pi1 Pi3 BCm3 Pi2 BCm1 BC1 BC3 BC2

Color Key



-2 0 1 2
Value

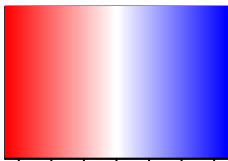
Pattern201 2 genes



Solyc11g007490.1.1
Solyc02g079530.2.1
Solyc04g007620.1.1
Solyc02g077290.1.1
Solyc12g056590.1.1
Solyc10g080010.1.1
Solyc02g086590.2.1
Solyc08g078650.2.1
Solyc01g008690.2.1
Solyc05g052750.2.1
Solyc06g062920.2.1
Solyc07g051950.2.1
Solyc01g107770.1.1
Solyc02g077570.1.1
Solyc10g085280.1.1

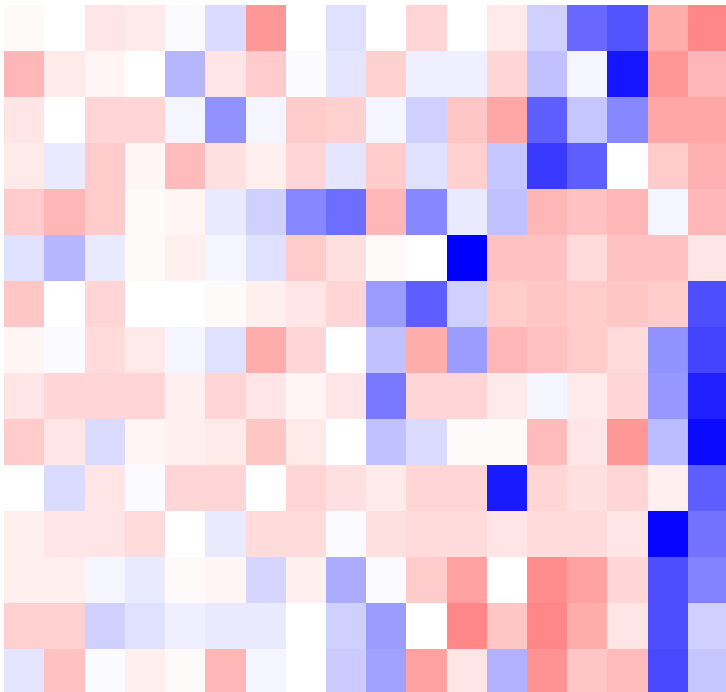
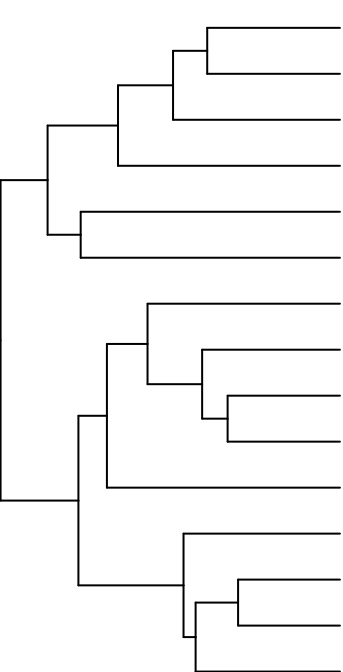
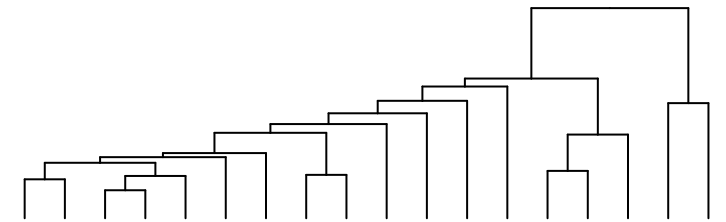
Pim1 ON3 ONm3 ON2 BCm3 BCm2 Pi2 Pi1 BCm1 ONm1 Pim2 Pi3 ON1 ONm2 Pim3 BC1 BC3 BC2

Color Key



-3 -1 1 3
Value


Pattern36 2 genes



BCm2 ON3 Pim2 BCm3 Pim3 ON1 BC3 ON2 BC2 Pi3 BCm1 BC1 Pim1 ONm2 ONm3 ONm1 Pi1 Pi2

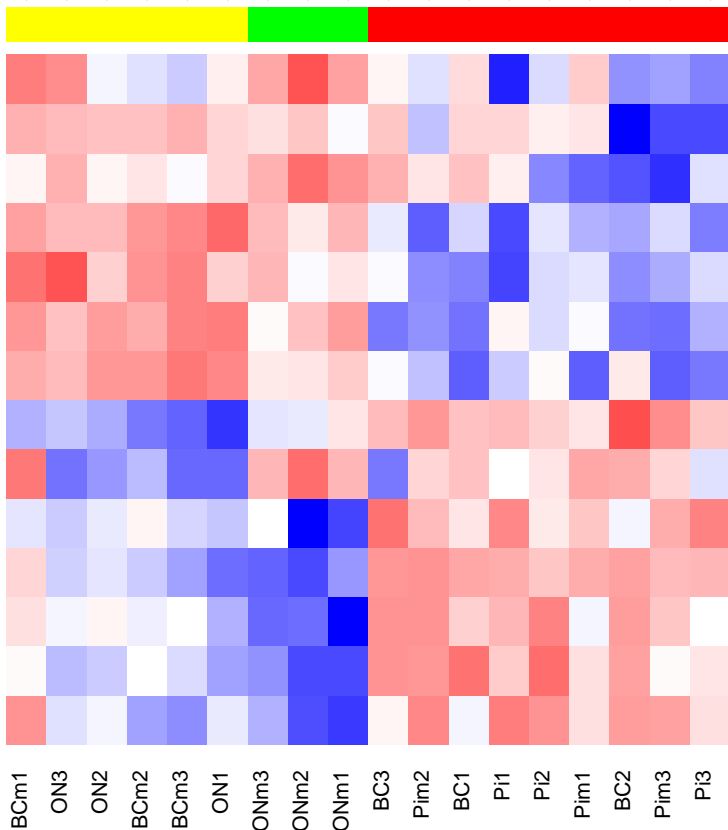
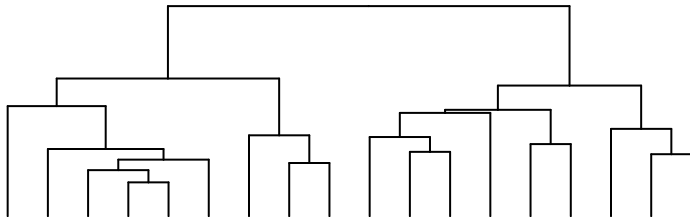
Solyc08g075810.2.1
Solyc03g026120.2.1
Solyc03g118220.1.1
Solyc12g006260.1.1
Solyc08g077610.1.1
Solyc04g025730.1.1
Solyc07g052180.1.1
Solyc11g012750.1.1
Solyc12g088800.1.1
Solyc04g080070.1.1
Solyc03g025580.1.1
Solyc07g056180.1.1
Solyc04g039720.1.1
Solyc07g048000.2.1
Solyc03g121710.2.1

Color Key



-2 0 1 2
Value


Pattern87 2 genes



Solyc11g072760.1.1
Solyc09g066410.1.1
Solyc12g098130.1.1
Solyc07g064720.2.1
Solyc02g087480.2.1
Solyc07g045160.2.1
Solyc08g081030.1.1
Solyc05g050920.2.1
Solyc05g006460.1.1
Solyc11g006930.1.1
Solyc12g076350.1.1
Solyc01g060170.2.1
Solyc09g075060.2.1
Solyc02g021760.2.1

BCm1 ON3 ON2 BCm2 BCm3 ON1 ONm3 ONm2 ONm1 BC3 Pim2 BC1 Pi1 Pi2 Pim1 BC2 Pim3 Pi3

Color Key

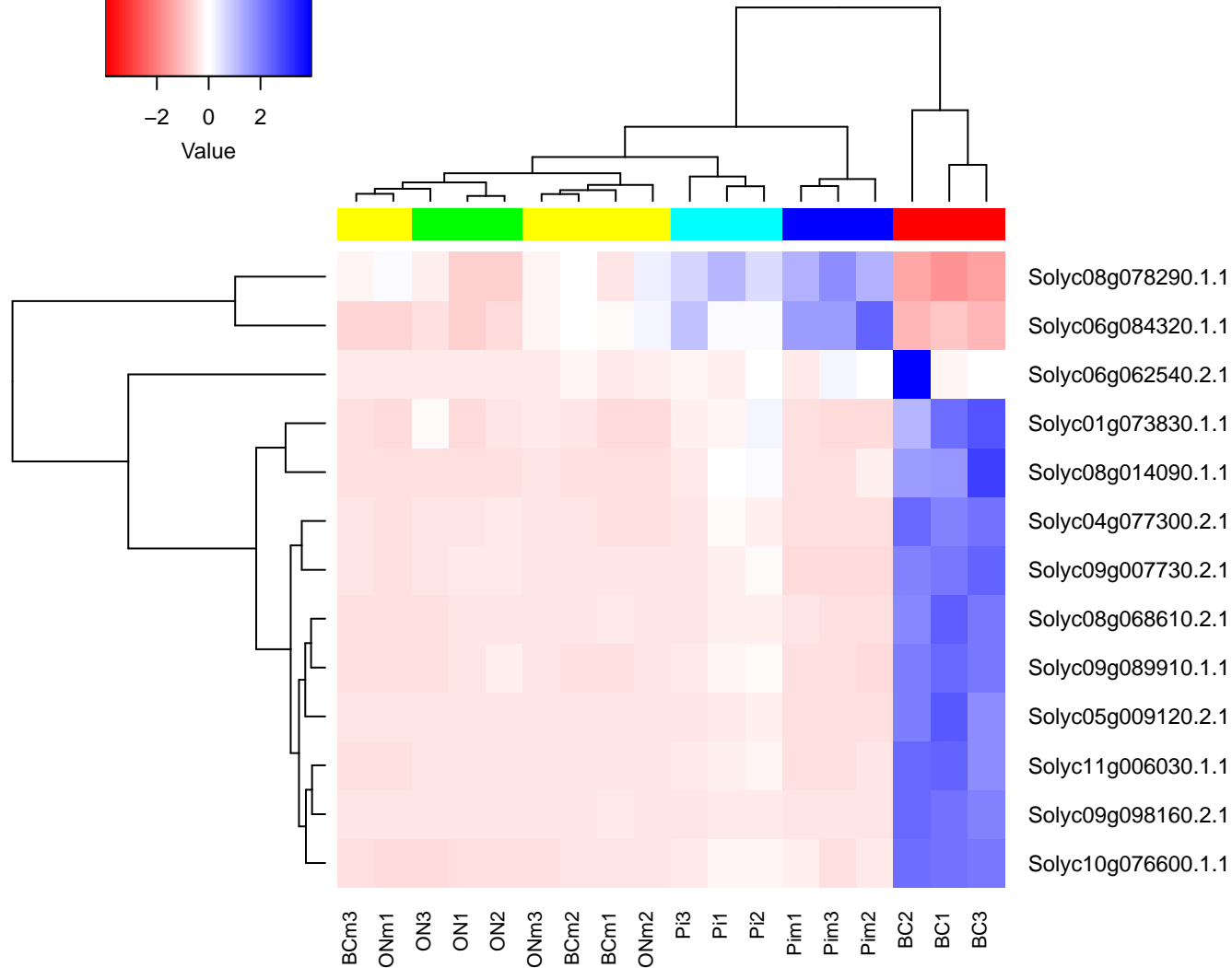


-2 0 2


Value

Pattern192

2 genes


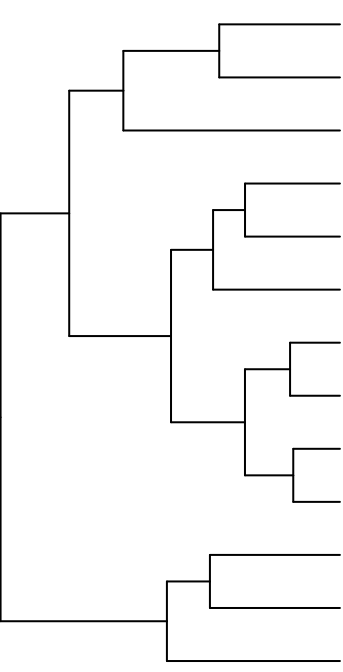
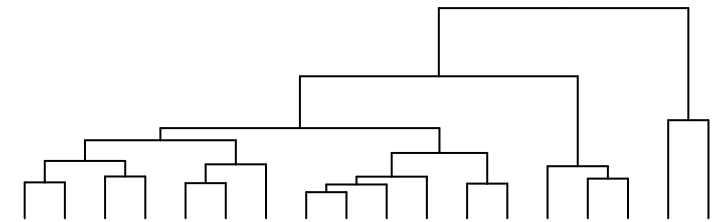


Color Key



-2 0 2
Value

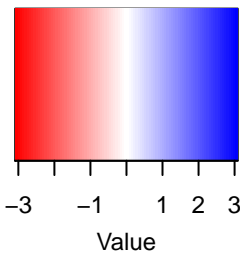
Pattern56 2 genes



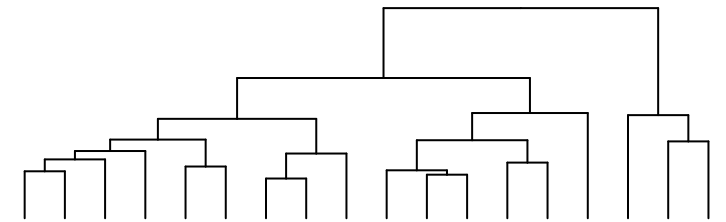
Solyc10g078170.1.1
Solyc07g026910.1.1
Solyc11g045020.1.1
Solyc12g033060.1.1
TRNA_10_70
Solyc12g033040.1.1
Solyc03g121140.2.1
Solyc10g083880.1.1
Solyc08g080560.1.1
Solyc08g006410.2.1
NCRNA_7_243
Solyc09g005220.1.1
Solyc03g033270.2.1

Pl2
ONm2
ONm1
Pl1
Pim1
ONm3
BCm2
ON2
Pim3
Pl3
ON1
Pim2
ON3
BC3
BCm3
BC2
BC1
BCm1

Color Key

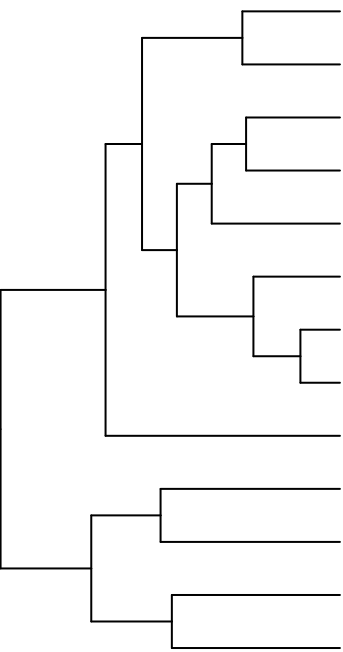


Pattern61 2 genes




- Solyc05g015380.2.1
- Solyc06g034370.1.1
- Solyc01g105450.2.1
- Solyc10g083430.1.1
- Solyc10g009210.2.1
- Solyc09g091530.1.1
- Solyc02g081360.2.1
- Solyc02g081350.2.1
- Solyc12g088220.1.1
- Solyc02g032000.1.1
- Solyc10g074520.1.1
- Solyc02g088070.2.1
- Solyc03g093310.2.1

- BC3
- BC2
- ONm2
- ON1
- ONm1
- ON3
- ON2
- ONm3
- BC1
- BCm2
- Pim3
- Pim2
- BCm3
- Pim1
- BCm1
- Pi3
- Pi2
- Pi1

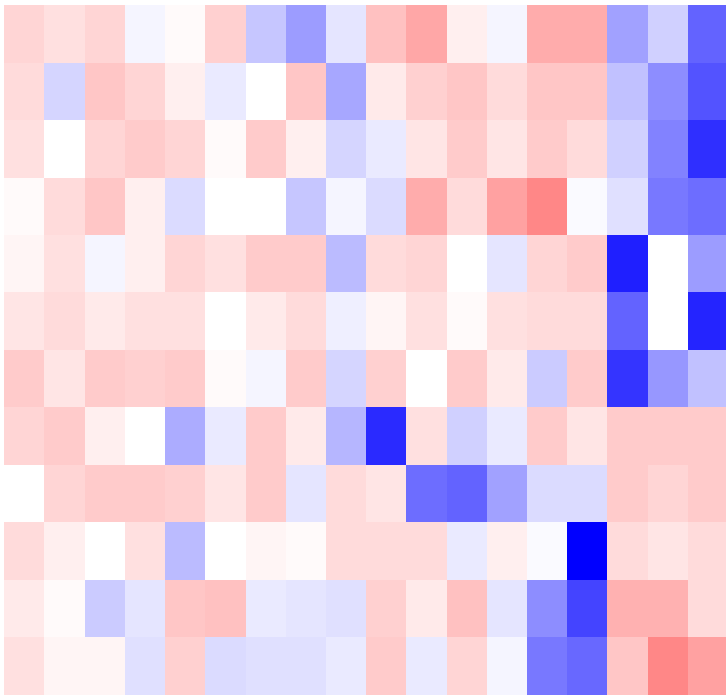
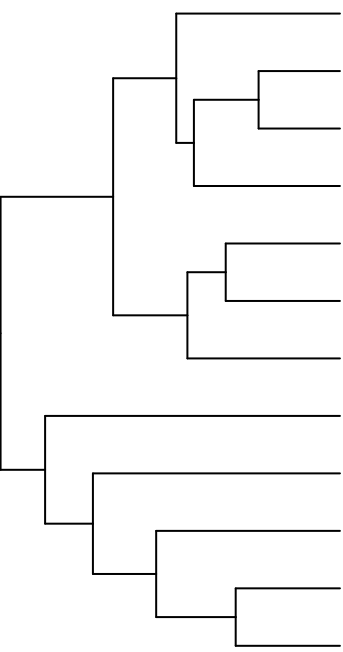
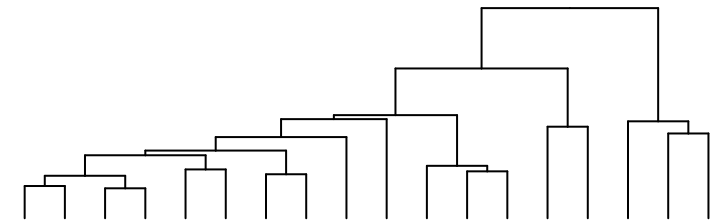


Color Key



-2 0 2
Value


Pattern39 2 genes



Solyc01g088070.2.1
Solyc04g007630.1.1
Solyc09g015450.2.1
Solyc07g063410.2.1
Solyc03g116290.1.1
Solyc10g085870.1.1
Solyc02g005070.1.1
Solyc11g065580.1.1
Solyc08g074400.1.1
NCRNA_3_288
Solyc03g096170.1.1
Solyc06g068200.1.1

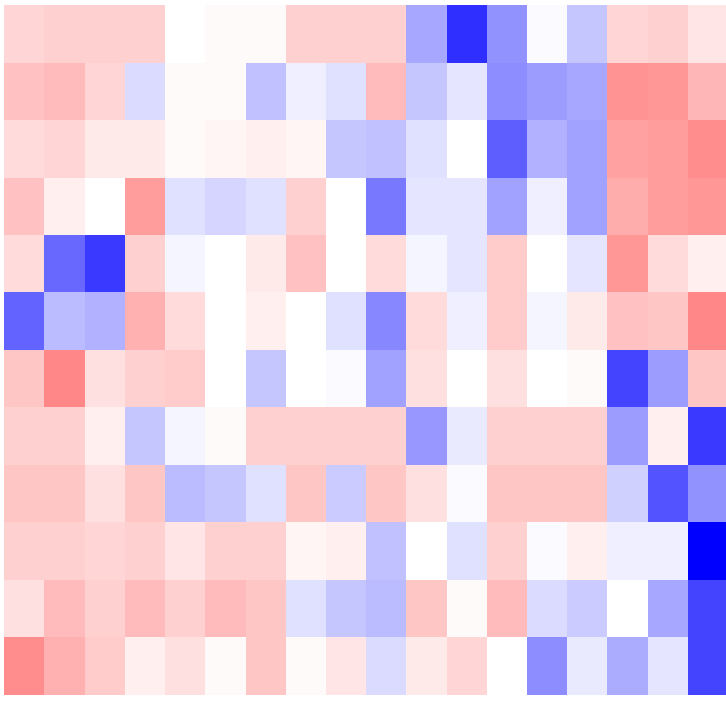
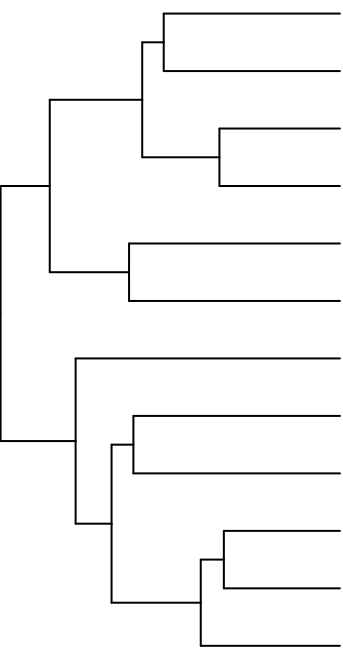
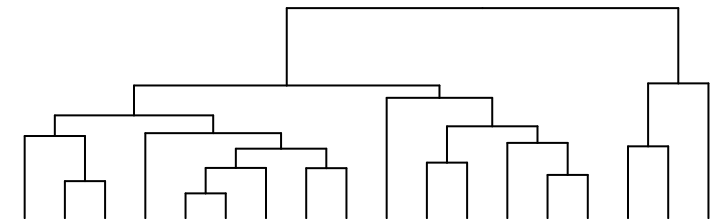
Pl2 BCm2 BC3 BCm3 Pl1 BC2 ONm1 BC1 Pl3 ONm2 ON2 BCm1 ONm3 ON3 ON1 Pim2 Pim1 Pim3

Color Key




-2 0 2
Value

Pattern60 2 genes




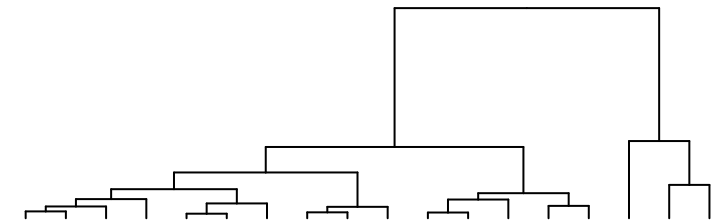
Solyc07g064410.1.1
Solyc11g013890.1.1
Solyc09g075080.2.1
Solyc12g008530.1.1
Solyc02g062650.2.1
Solyc06g051630.2.1
Solyc09g008090.2.1
Solyc12g036360.1.1
Solyc04g008930.1.1
Solyc06g035530.2.1
Solyc01g080680.2.1
Solyc12g014290.1.1

Color Key



-2 0 2
Value


Pattern200 2 genes



Solyc11g013120.1.
Solyc02g078530.2.
Solyc06g066590.2.
Solyc02g077370.1.
Solyc02g087740.2.
Solyc05g007220.2.
Solyc01g095080.2.
Solyc11g069560.1.
Solyc01g108360.2.
Solyc10g055390.1.


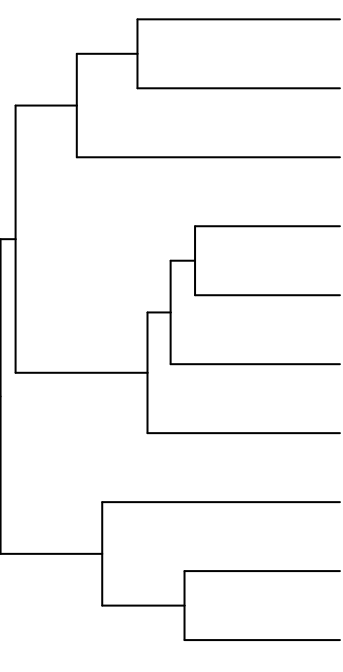
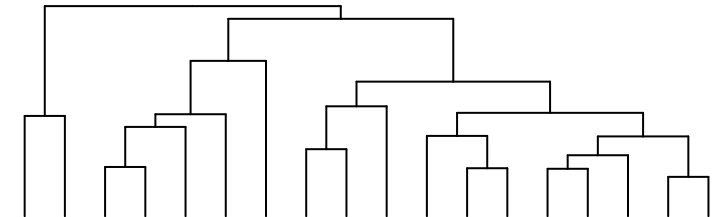
ON3 ON1 Pim1 Pim3 ON2 Pim2 ONm1 ONm3 ONm2 BCm3 BCm2 BCm1 Pi2 Pi1 BC1 BC3 BC2

Color Key



-2 0 2
Value


Pattern49 2 genes



ONm1 ONm2 ON3 ON2 BCm3 ONm3 ON1 Pim1 BC1 BCm1 BC3 Pim3 BCm2 Pi3 Pim2 Pi2 BC2 Pi1

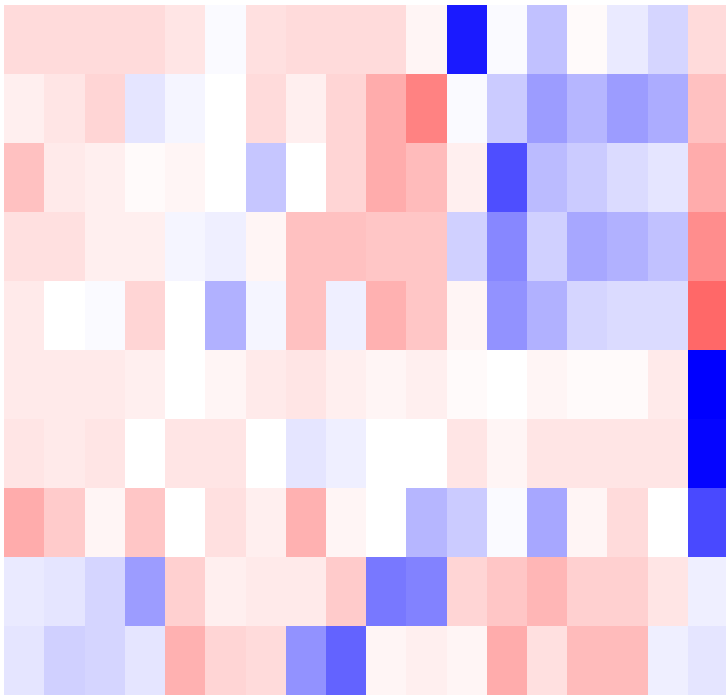
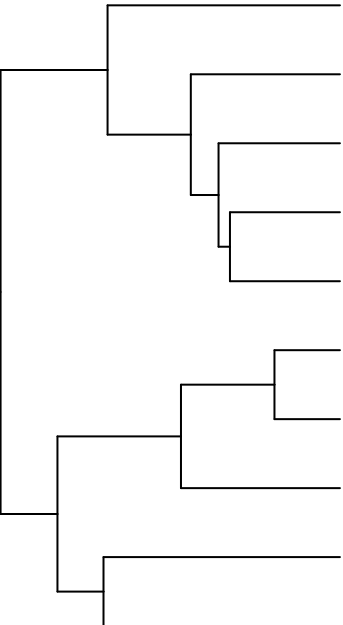
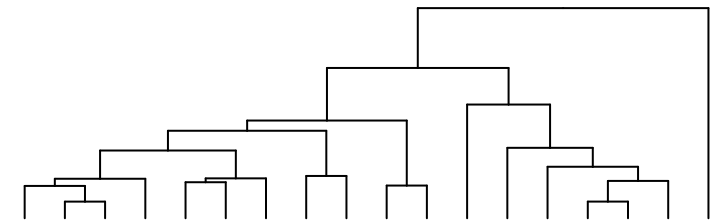
Solyc01g107850.2
Solyc09g015710.1
Solyc07g019600.1
Solyc03g116630.2
Solyc12g005660.1
Solyc05g005680.2
Solyc03g118900.1
Solyc07g005220.1
Solyc03g006910.2
Solyc06g066530.1

Color Key



-2 0 2
Value


Pattern76 2 genes



BC3 BC2 ON2 ON1 Pi2 ONm2 ONm3 ON3 BC1 BCm3 BCm2 Pim1 Pim3 ONm1 Pim2 Pi3 Pi1 BCm1

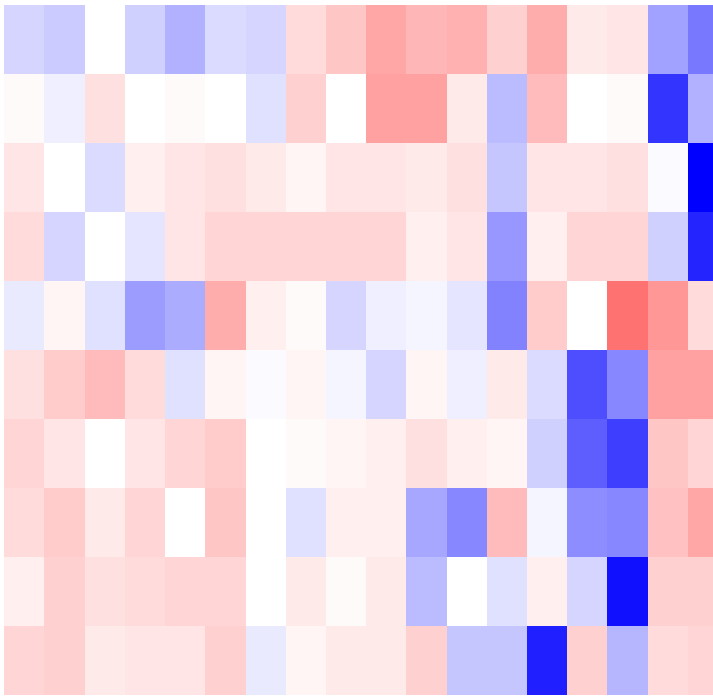


Solyc07g007710.2.
Solyc05g013860.2.
Solyc12g006000.1.
Solyc03g006860.2.
Solyc03g097690.2.
Solyc04g015620.2.
Solyc08g061020.1.
Solyc01g110750.2.
Solyc02g077650.1.
Solyc02g032360.2.

Color Key



-2 0 2
Value


Pattern78 2 genes



Solyc07g018400.2
Solyc09g072730.1
Solyc03g005790.2
Solyc03g097770.2
NCRNA_4_251
Solyc04g007030.2
Solyc02g067710.1
Solyc05g009610.1
Solyc01g066680.2
Solyc11g008750.1

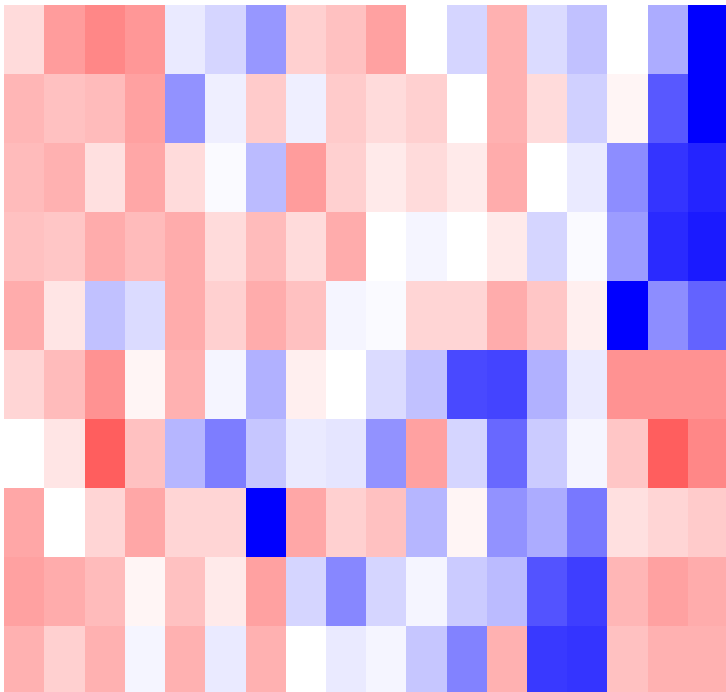
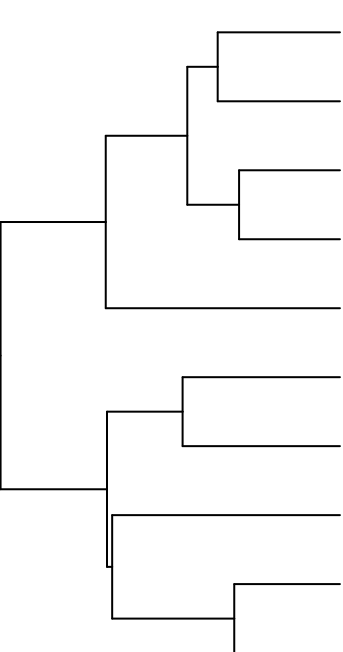
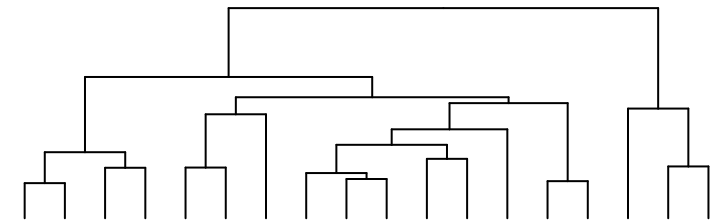
BCm3 Pi3 Pi2 ON3 BCm2 Pim1 ON1 ON2 Pi1 ONm1 BC3 BC2 BCm1 ONm3 ONm2 BC1 Pim2 Pim3

Color Key



-2 0 1 2
Value

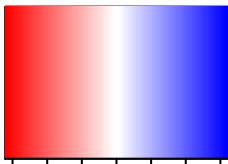
Pattern96 2 genes



Solyc11g020640.1.
Solyc10g018390.1.
Solyc05g012350.2.
Solyc10g049310.1.
Solyc11g044600.1.
Solyc08g082790.2.
Solyc08g007200.2.
Solyc05g046360.2.
Solyc12g042670.1.
Solyc05g045670.2.

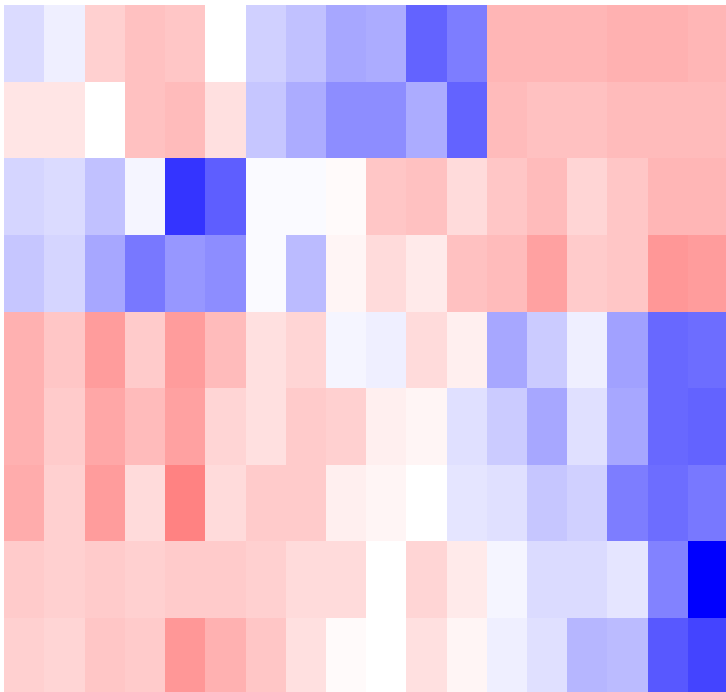
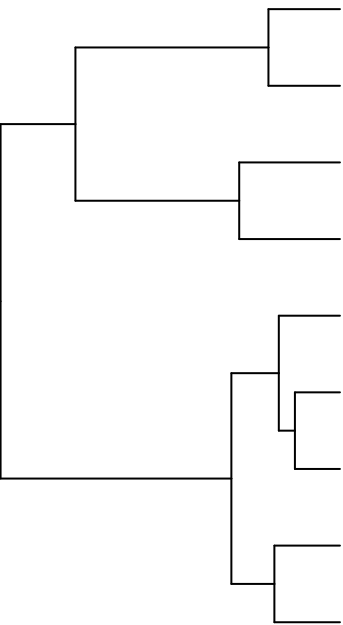
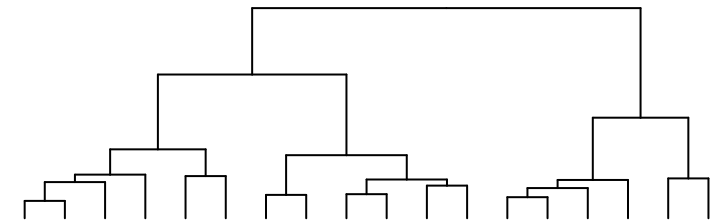
ON3
ONm3
ON1
ON2
Pim1
Pi3
BC1
Pi1
Pim3
BC3
Pi2
BC2
ONm2
Pim2
ONm1
BCm3
BCm1
BCm2

Color Key



-3 -1 1 2 3
Value


Pattern125 2 genes



Solyc06g005680.2
Solyc06g051680.1
Solyc04g080720.2
Solyc06g063060.2
Solyc02g087410.2
Solyc05g015640.2
Solyc01g100950.2
Solyc09g010530.2
Solyc10g005960.1


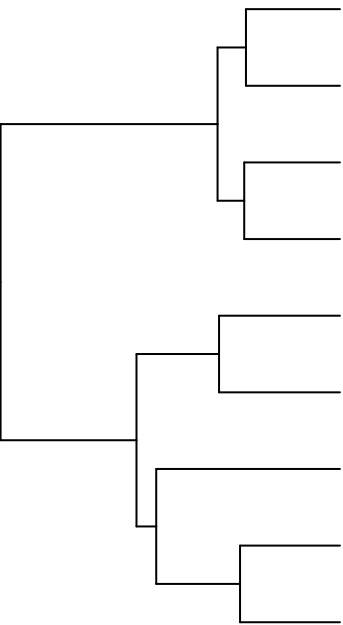
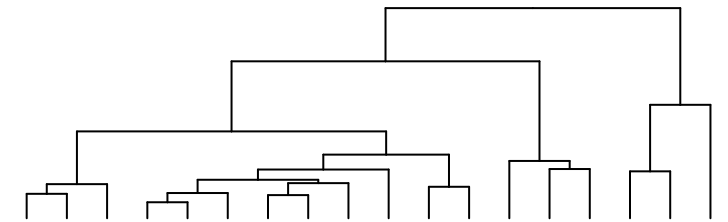
BC2 BCm3 BCm1 BCm2 BC1 BC3 ONm3 ON3 ON2 ONm1 ON1 ONm2 Pi1 Pi3 Pi2 Pim1 Pim3 Pim2

Color Key



-2 0 2
Value


Pattern182 2 genes



BCm1 BCm2 BCm3 Pim2 Pi3 ON2 ON3 Pi2 Pim3 ON1 Pi1 Pim1 ONm3 ONm1 ONm2 BC2 BC3 BC1

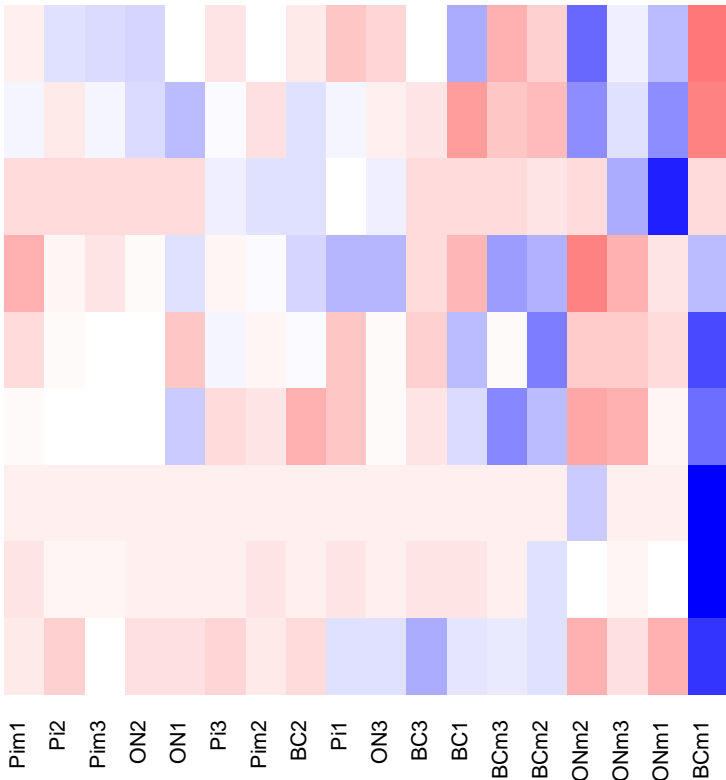
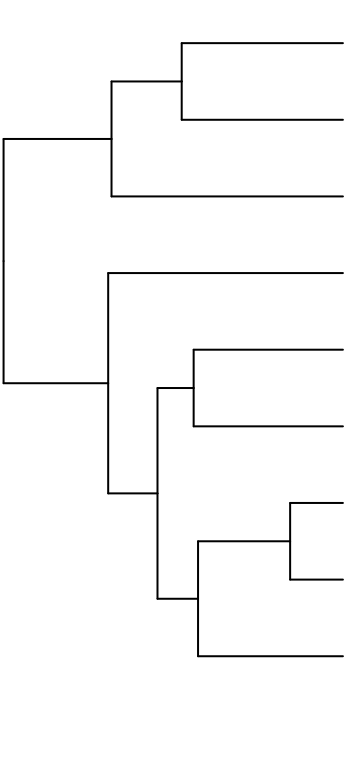
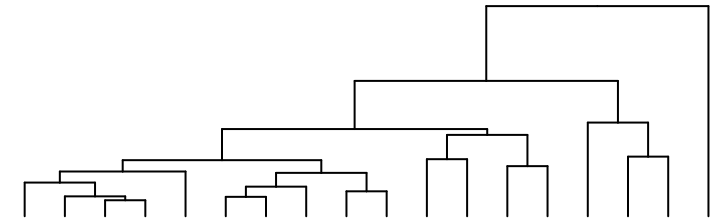
Solyc03g117340.1.
Solyc03g080100.2.
Solyc08g065420.2.
Solyc03g093380.1.
Solyc01g079930.1.
Solyc12g010990.1.
Solyc12g006310.1.
Solyc04g011530.2.
Solyc01g008190.2.

Color Key



-2 0 2
Value

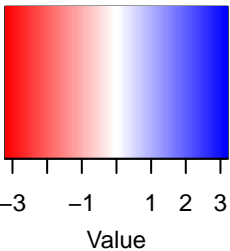
Pattern68 2 genes



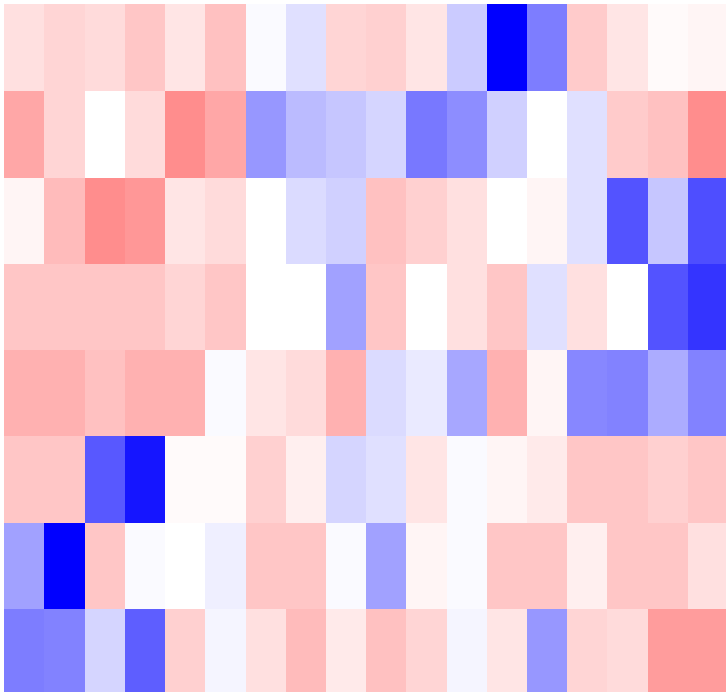
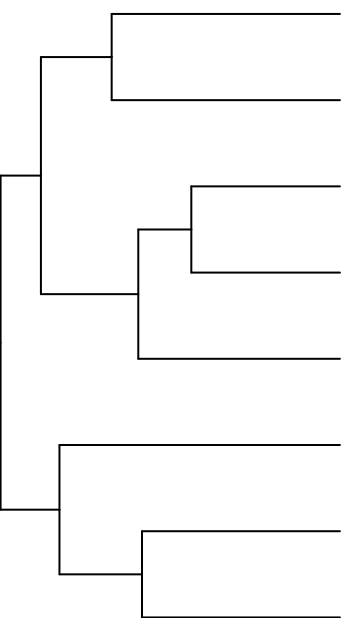
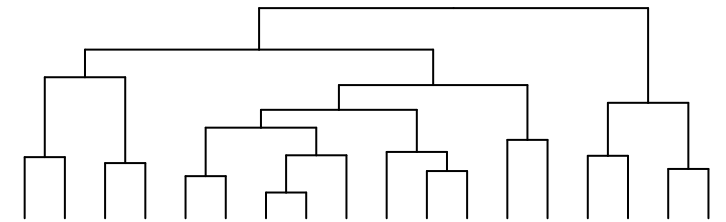
Solyc02g090710.2
Solyc05g007800.2
NCRNA_5_110
Solyc02g065510.1
Solyc09g075880.2
Solyc04g077830.2
Solyc08g069130.1
Solyc09g065800.2
Solyc03g082700.2

Pim1 Pim2 Pim3 ON2 ON1 Pim3 Pim2 BC2 Pim1 ON3 BC3 BC1 BCm3 BCm2 ONm2 ONm3 ONm1 BCm1

Color Key




Pattern100 2 genes



BC1 ONm1 ONm2 BC2 ONm3 BC3 P1m2 P13 BCm3 P11 P1m1 P1m3 BCm1 P12 BCm2 ON1 ON2 ON3

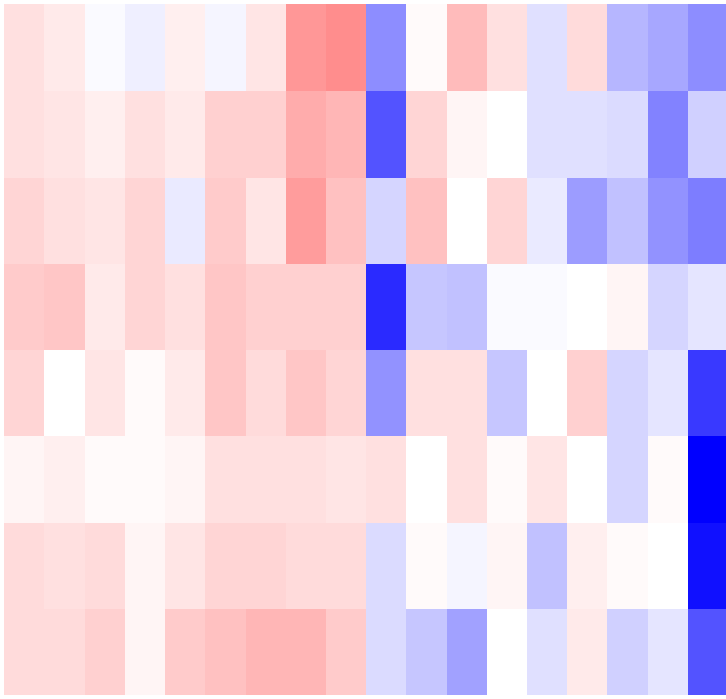
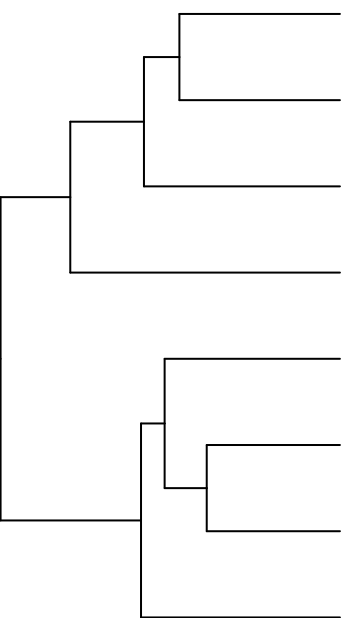
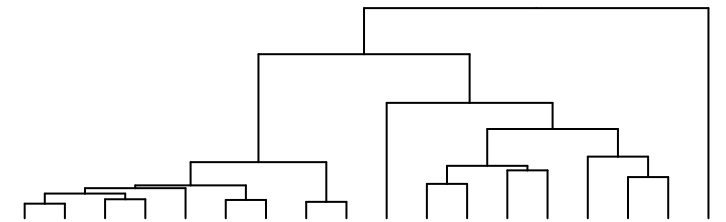
Solyc09g007660.1
Solyc04g077170.2
NCRNA_7_237
Solyc05g018680.1
Solyc12g005500.1
Solyc10g017630.1
NCRNA_1_428
Solyc01g017320.1

Color Key



-2 0 2
Value


Pattern108 2 genes



Solyc09g098550.2
Solyc07g007660.1
Solyc02g088180.2
Solyc10g085890.1
Solyc06g035480.2
Solyc02g068880.1
Solyc08g077900.2
Solyc10g083460.1


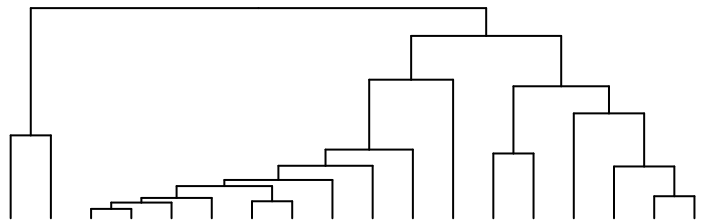
ONm3 Pi2 ONm1 ONm2 BCm2 ON1 BCm3 ON2 ON3 BC2 BCm1 Pim1 Pi3 BC3 Pim3 Pim2 BC1

Color Key



-2 0 2
Value


Pattern165 2 genes



Solyc12g062500.1
Solyc03g112200.1
Solyc06g065050.1
Solyc02g079490.2
Solyc08g080530.1
Solyc02g081370.2
Solyc03g116190.1
Solyc09g075920.1

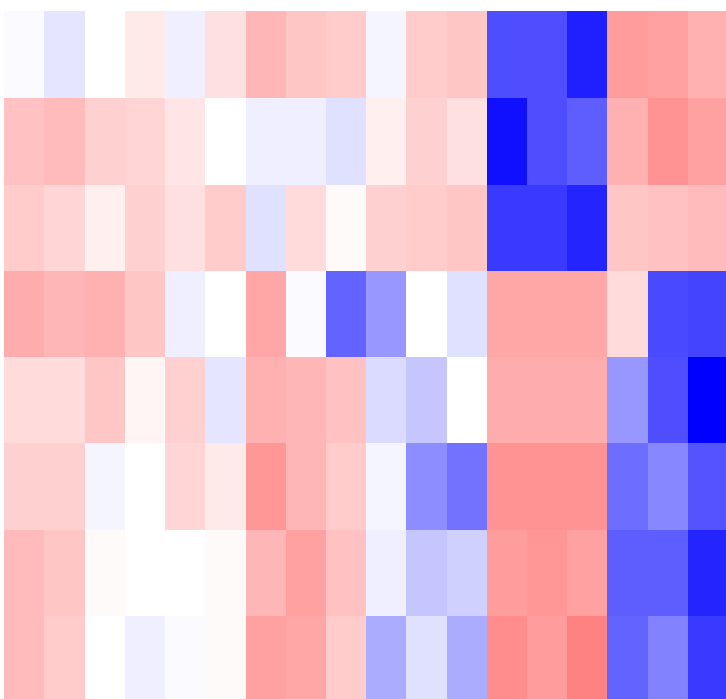
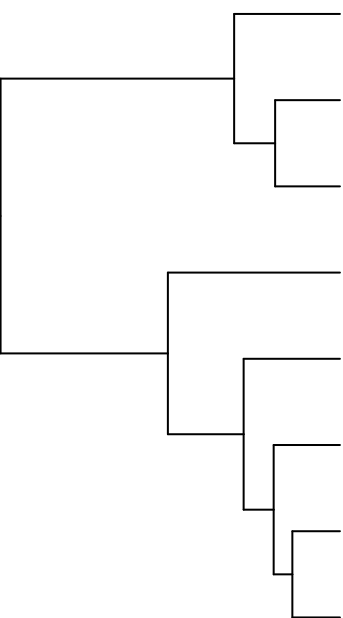
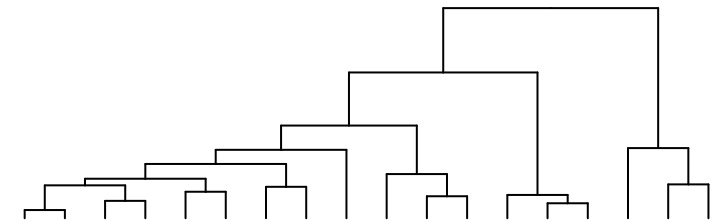
Pim2 Pim3 ON2 ONm3 ONm2 ON3 ONm1 ON1 BCm2 Pim1 BCm3 BCm1 PI3 BC1 PI1 PI2 BC2 BC3

Color Key



-2 0 1 2
Value

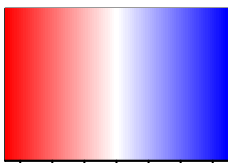
Pattern197 2 genes



ON1 ON2 ON3 Pi2 ONm3 ONm1 BCm1 BCm3 BCm2 Pi1 ONm2 Pi3 BC2 BC3 BC1 Pim1 Pim2 Pim3

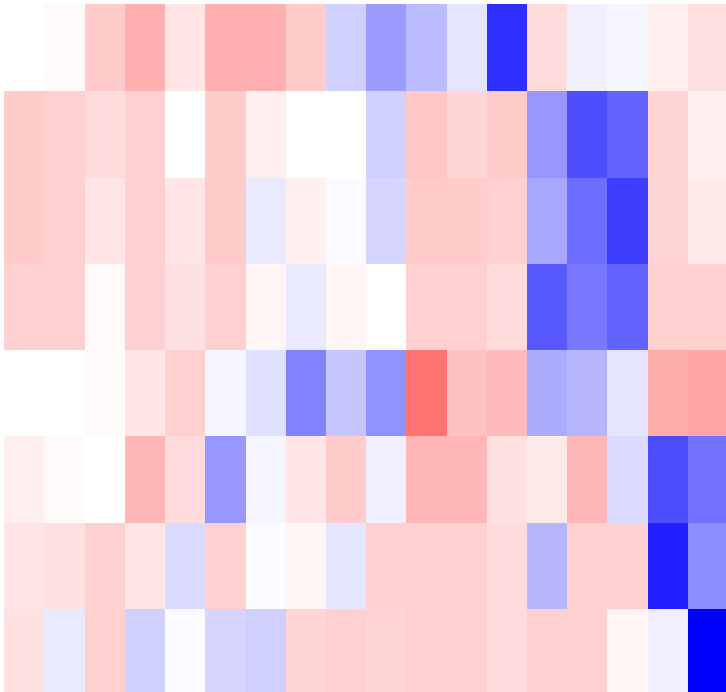
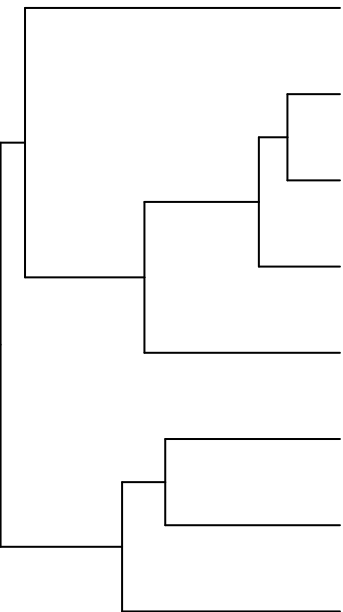
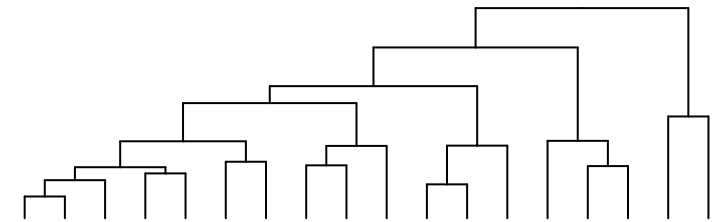
Solyc02g089730.1.
Solyc12g096580.1.
Solyc12g010570.1.
Solyc12g088170.1.
Solyc05g011890.1.
Solyc02g072550.1.
Solyc06g073180.2.
Solyc01g106790.2.

Color Key



-3 -1 1 3
Value


Pattern72 2 genes



BCm2 Pim1 ON2 Pim1 ON3 BC2 BC1 Pim2 BCm3 Pim3 ONm2 ONm1 ONm3 Pi3 Pi2 BCm1 BC3 ON1

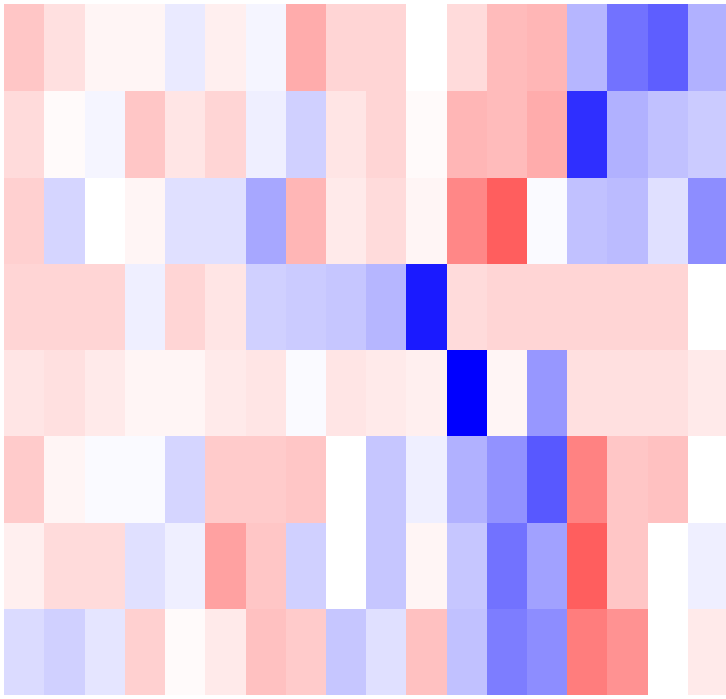
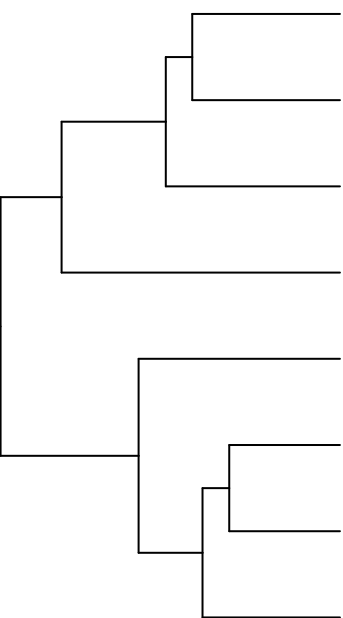
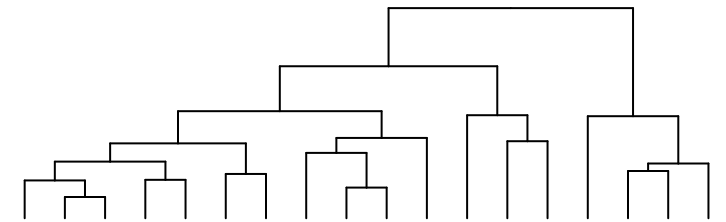
Solyc04g014980.1
Solyc08g067940.2
Solyc07g054310.1
Solyc06g074020.2
Solyc07g063490.2
Solyc06g005270.1
Solyc01g006460.1
Solyc12g040780.1

Color Key



-2 0 2
Value


Pattern80 2 genes



Solyc02g043810.2
Solyc03g082510.1
Solyc10g006300.2
Solyc01g095250.1
Solyc04g080660.2
Solyc02g090180.2
Solyc08g066700.2
Solyc12g041920.1

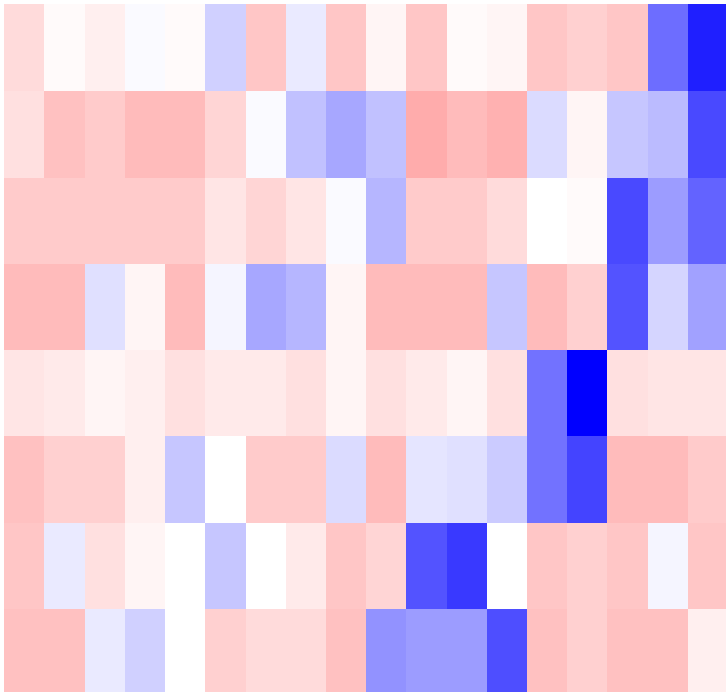
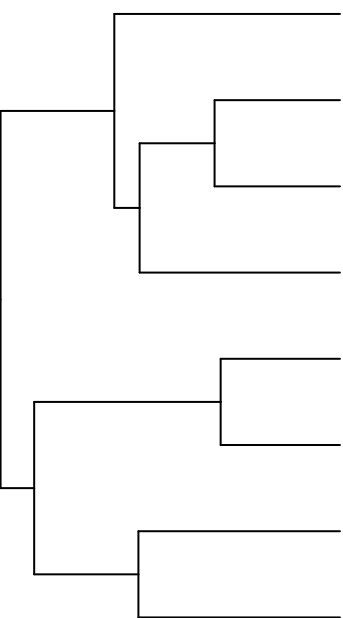
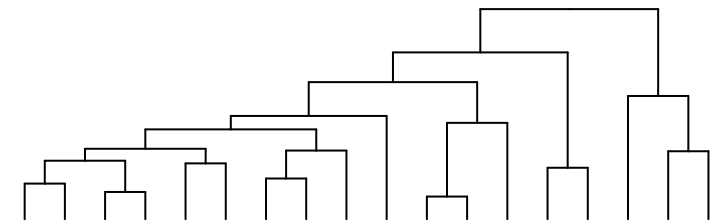
ON3 ON1 BCm3 Pim3 Pim1 ONm3 ONm1 BCm1 Pim2 BCm2 ON2 Pi3 Pi2 Pi1 BC1 ONm2 BC3 BC2

Color Key



-3 -1 1 3
Value


Pattern90 2 genes



Solyc11g012980.1
Solyc04g077330.2
Solyc10g079380.1
NCRNA_6_10
Solyc01g090810.2
Solyc03g116860.2
Solyc02g065020.1
Solyc01g014610.1

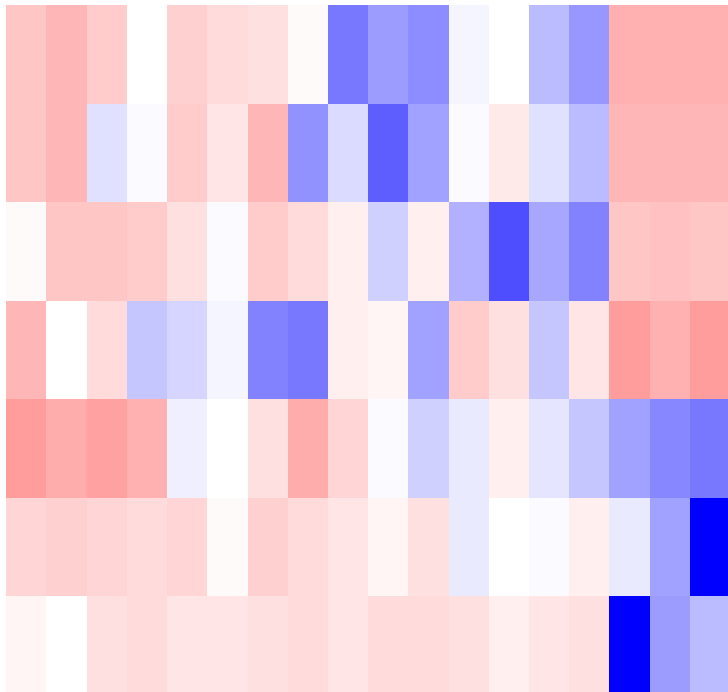
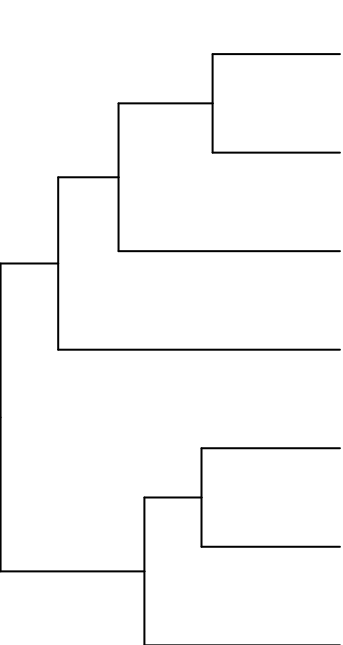
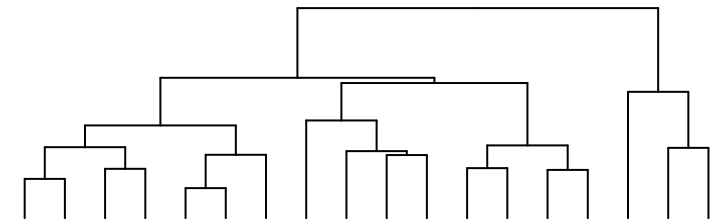
ONm1 BCm1 Pi3 BCm2 ON3 Pi1 ON2 Pim3 Pim1 BC3 Pi2 ON1 BCm3 ONm2 ONm3 BC1 BC2 Pim2

Color Key



-3 -1 1 3
Value


Pattern187 2 genes



Solyc01g090800.
Solyc08g078410.
Solyc01g096320.
Solyc09g072630.
Solyc02g069350.
Solyc12g043030.
Solyc02g014220.

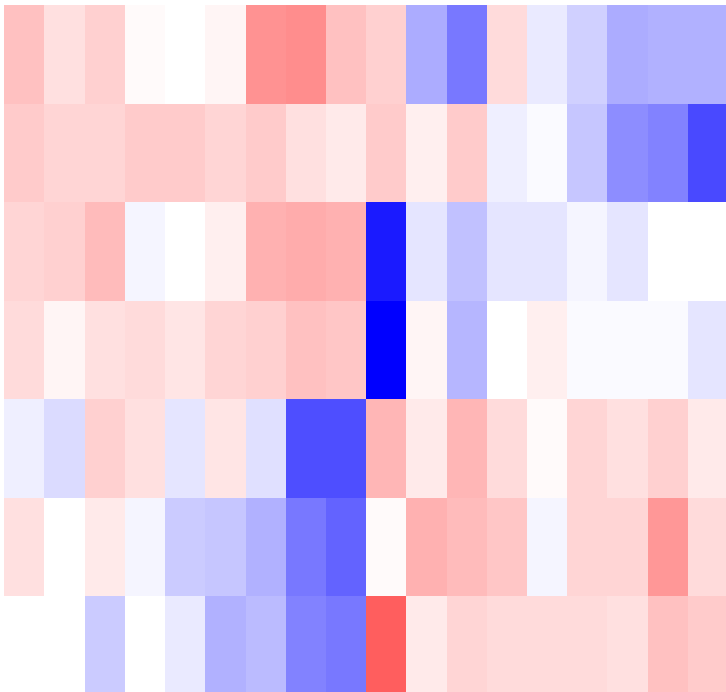
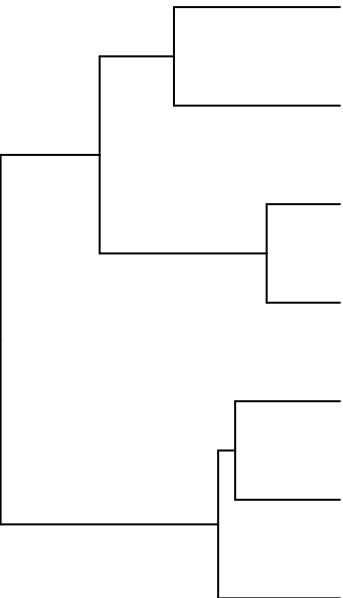
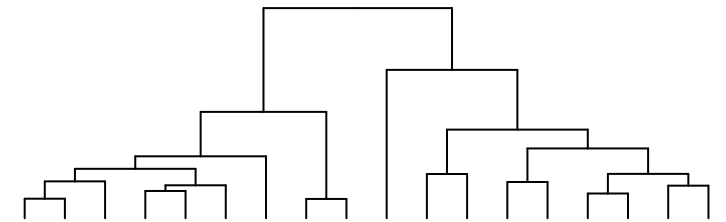
BCm2 BCm1 BCm3 ON2 ONm3 Pi1 ON3 ON1 ONm1 ONm2 Pi2 Pi3 Pim1 Pim2 Pim3 BC1 BC3 BC2

Color Key



-2 0 2
Value


Pattern40 2 genes



Solyc01g057850.
Solyc07g019630.
Solyc05g018060.
Solyc03g026000.
Solyc09g090360.
Solyc04g071010.
Solyc07g041210.

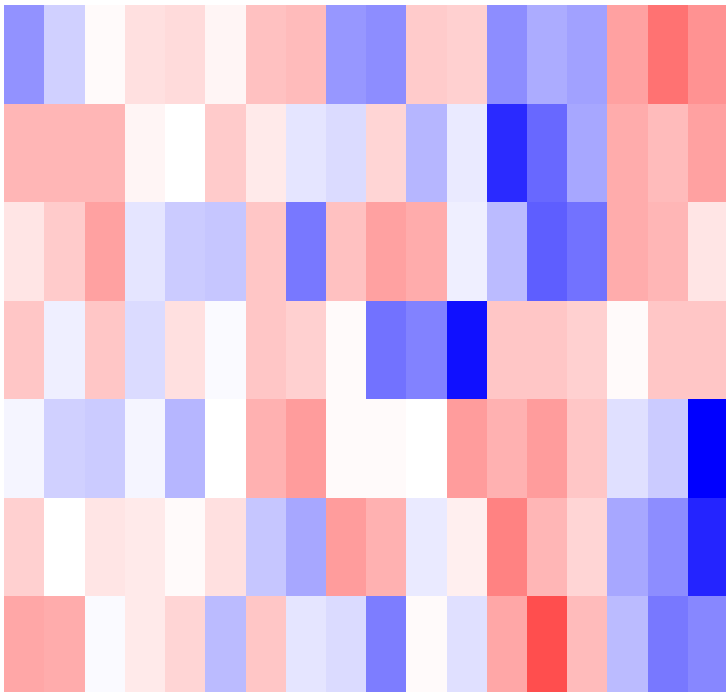
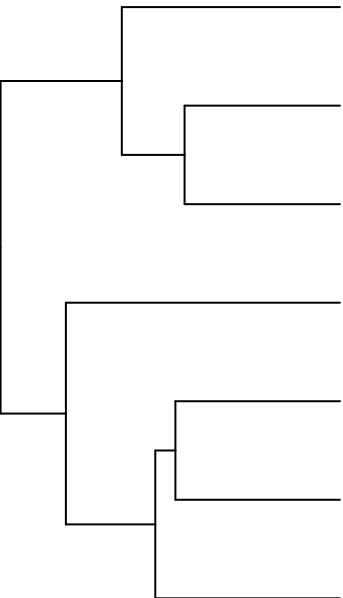
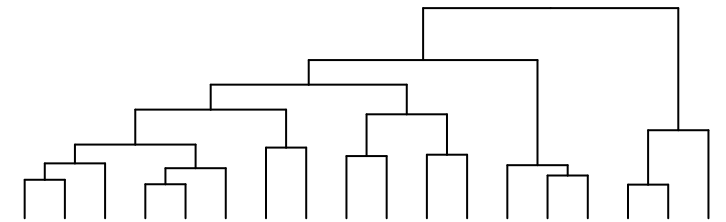
Pi2 ON2 Pi1 ON1 ON3 Pi3 Pim1 Pim2 Pim3 BCm1 BCm2 BC1 ONm2 ONm3 BCm3 ONm1 BC2 BC3

Color Key



-2 0 1 2
Value


Pattern41 2 genes



BC2 ONm2 BC3 ONm1 BCm2 Pim3 BCm3 ONm3 Pim1 BCm1 Pim2 BC1 Pi1 Pi2 Pi3 ON2 ON3 ON1


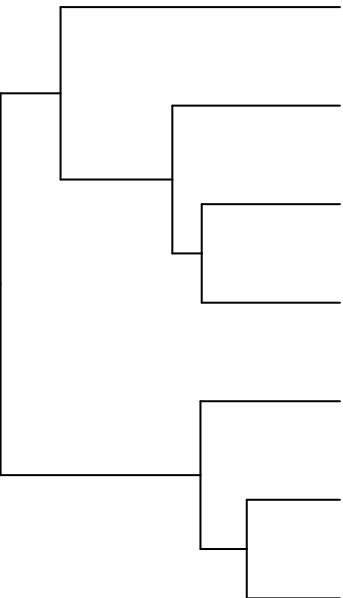
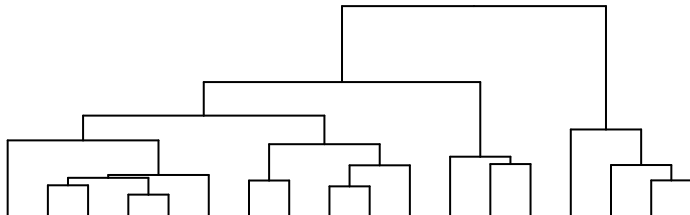
Solyc02g088710.
Solyc01g105190.
Solyc05g009280.
Solyc07g054790.
Solyc01g065620.
Solyc01g099470.
Solyc07g065400.

Color Key



-2 0 1 2
Value


Pattern50 2 genes



Solyc01g088220.
Solyc01g005040.
Solyc01g080190.
Solyc10g044930.
Solyc04g016040.
Solyc10g046940.
Solyc07g052510.

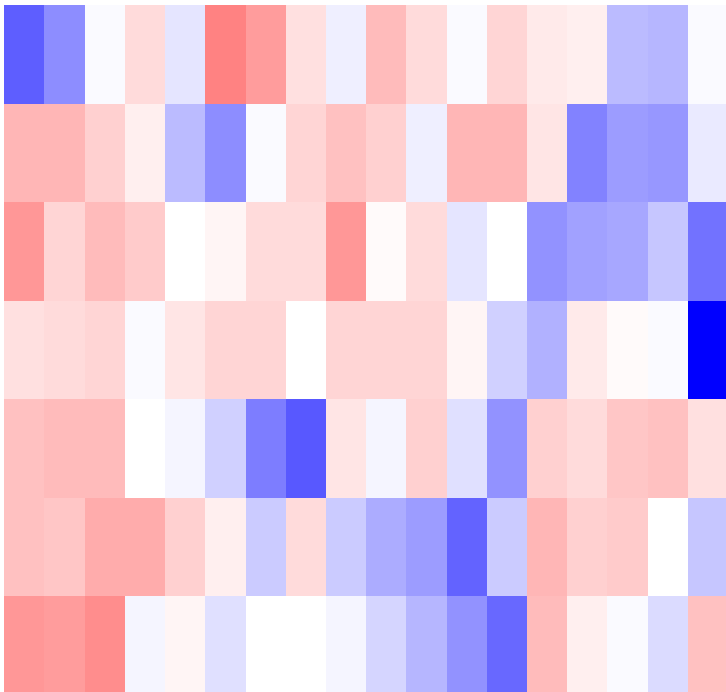
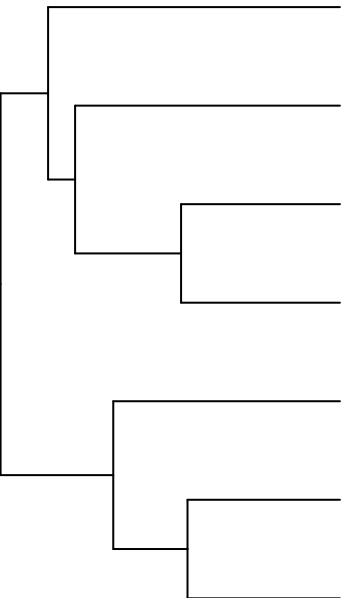
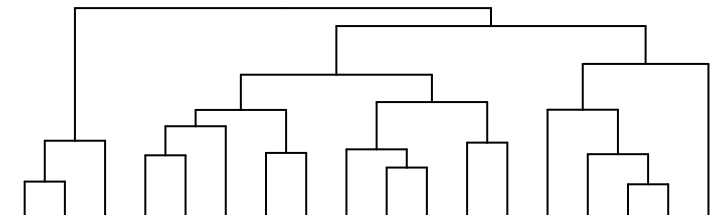
ON3
BCm1
BC1
BC3
BCm2
PI3
Pim1
Pim2
Pim3
ON2
BCm3
PI1
PI2
BC2
ONm2
ON1
ONm1
ONm3

Color Key




-2 0 2
Value

Pattern63 2 genes



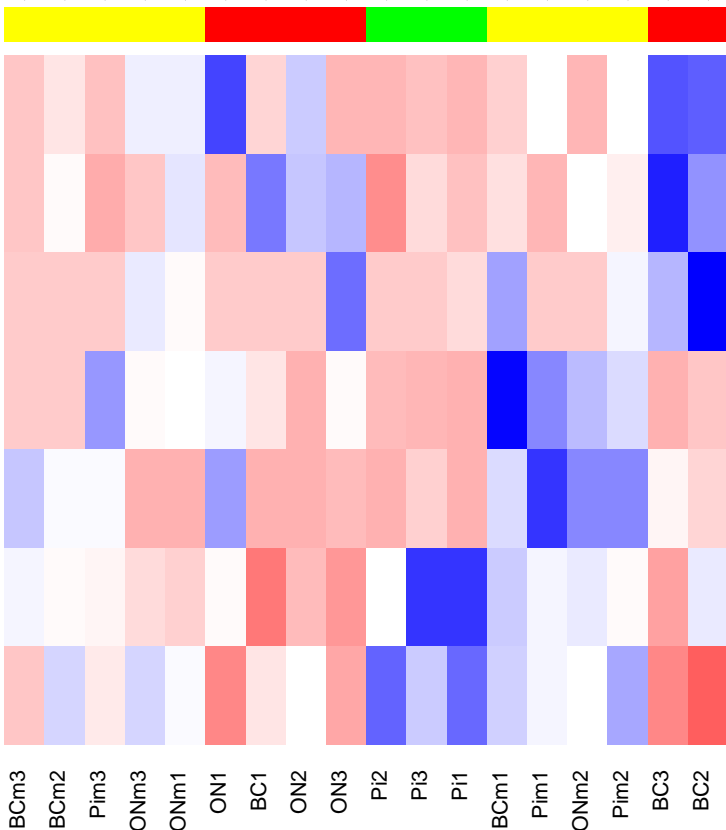
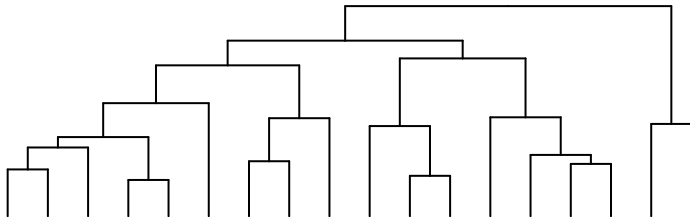
Solyc07g063290.
Solyc12g016200.
Solyc04g056450.
Solyc03g065200.
Solyc04g012100.
Solyc08g068640.
Solyc10g008580.

Color Key



-2 0 1 2
Value

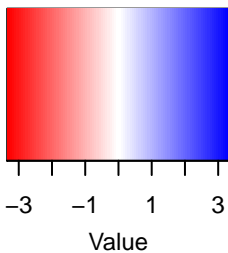
Pattern66 2 genes



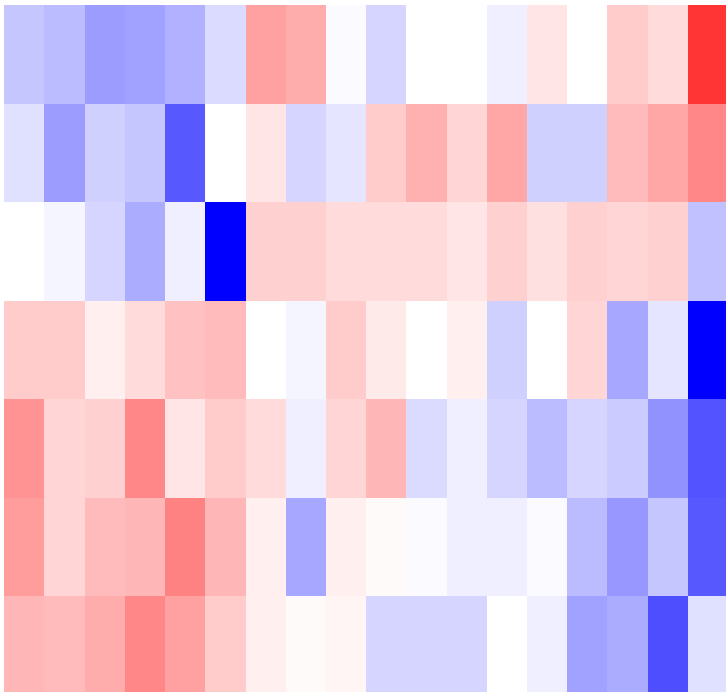
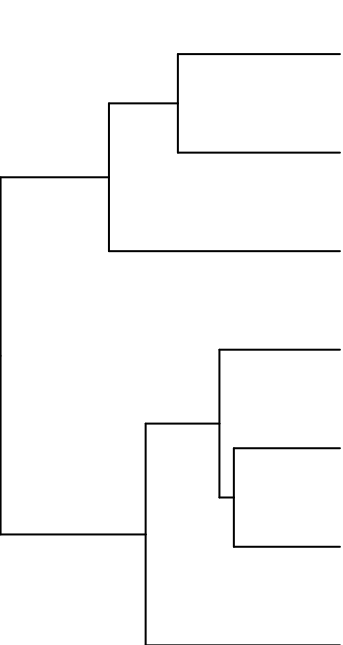
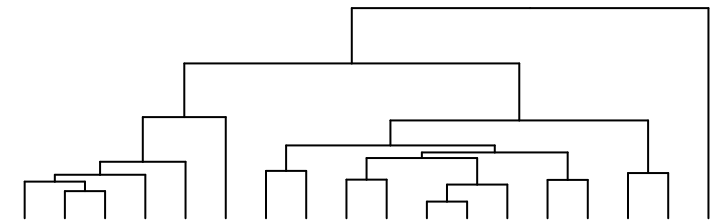
Solyc11g030660.
Solyc02g084900.
Solyc10g062050.
Solyc05g007080.
Solyc02g005530.
Solyc06g083280.
Solyc05g009840.

BCm3 BCm2 Pim3 ONm3 ONm1 ON1 BC1 ON2 ON3 Pi2 Pi3 Pi1 BCm1 Pim1 ONm2 Pim2 BC3 BC2

Color Key




Pattern70 2 genes



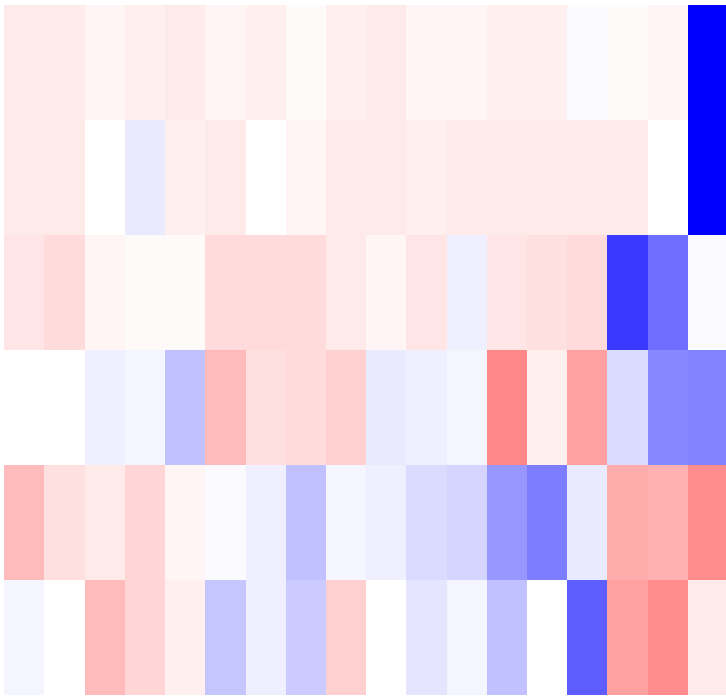
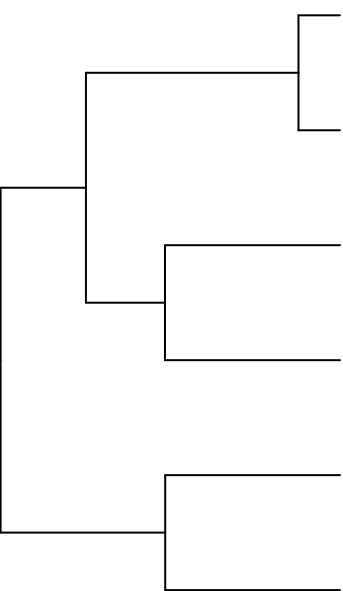
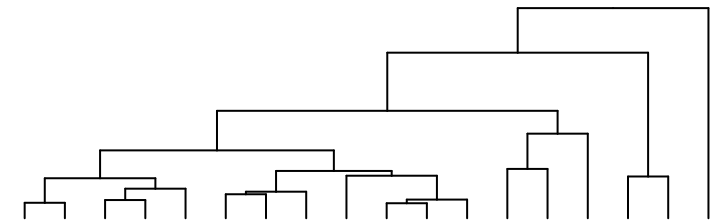
Solyc04g078400.
Solyc06g072840.
Solyc04g050820.
Solyc10g079700.
Solyc10g079050.
Solyc02g011680.
Solyc01g090510.

Color Key



-2 0 2
Value

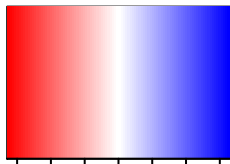
Pattern102 2 genes



Solyc07g061720
Solyc11g072980
Solyc01g110180
Solyc04g078120
Solyc02g089630
Solyc01g080400


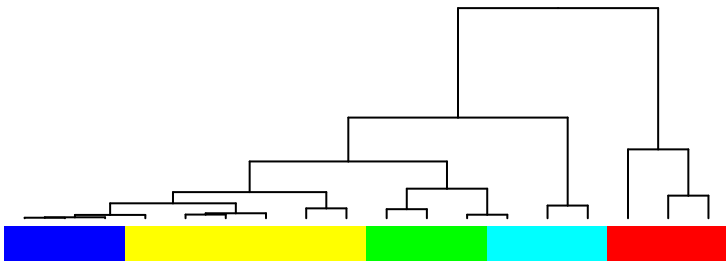
Pim3 ON1 Pim2 BC3 Pim3 BC2 ON2 ONm3 Pim1 ONm1 ONm2 BC1 BCm3 BCm2 BCm1

Color Key



-3 -1 1 2 3
Value

Pattern195 2 genes



Solyc01g081160

Solyc04g083140

Solyc08g066880


Solyc08g066890

Solyc01g096720

Solyc06g009290

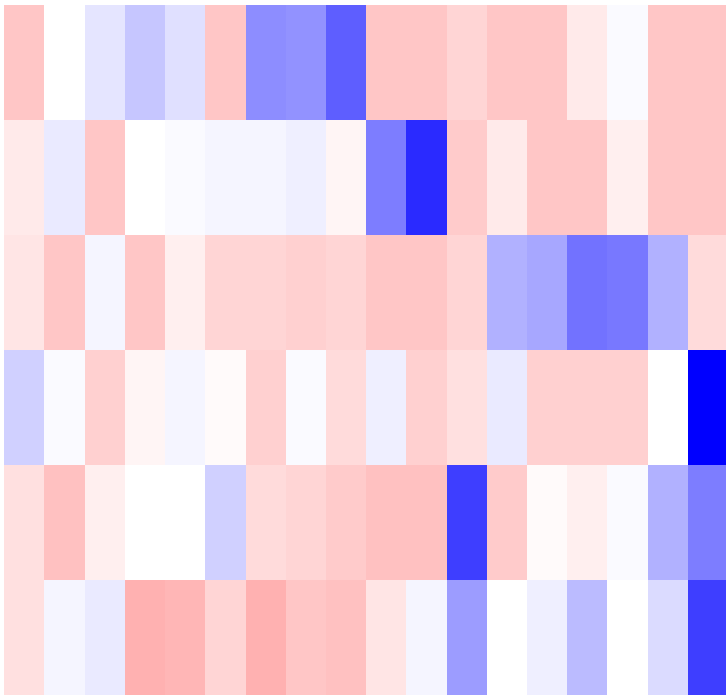
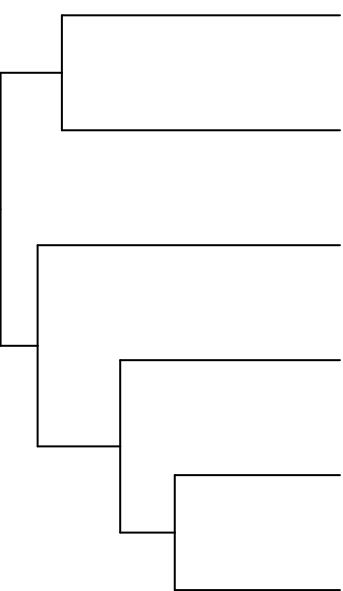
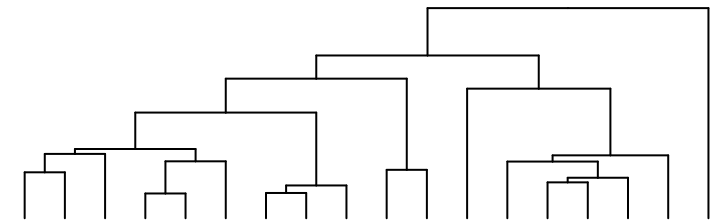
Pim3 Pim2 Pim1 Pi3 BCm3 BCm2 Pi2 Pi1 BCm1 ON2 ON1 ON3 ONm3 ONm2 ONm1 BC1 BC2 BC3

Color Key



-2 0 2
Value


Pattern37 2 genes



Solyc02g090730
Solyc07g021240
Solyc12g044390
Solyc11g028310
Solyc03g033750
NCRNA_9_282

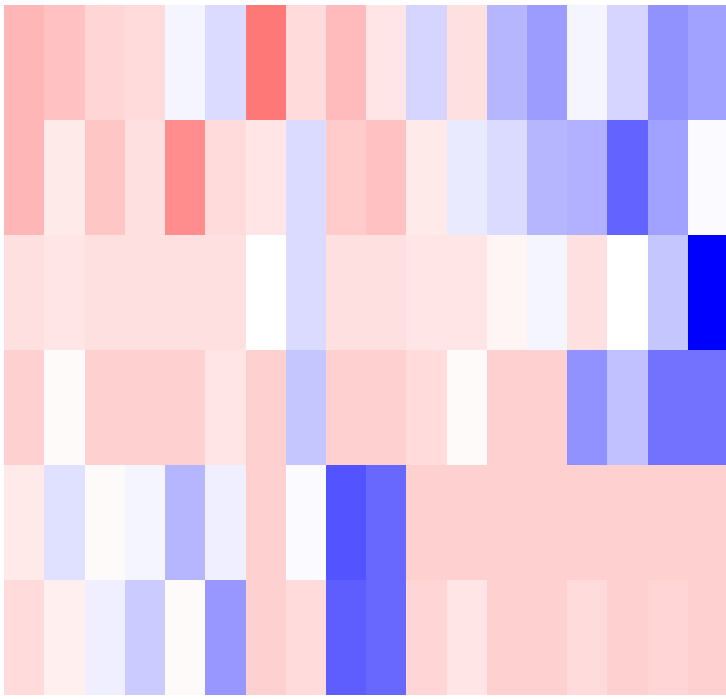
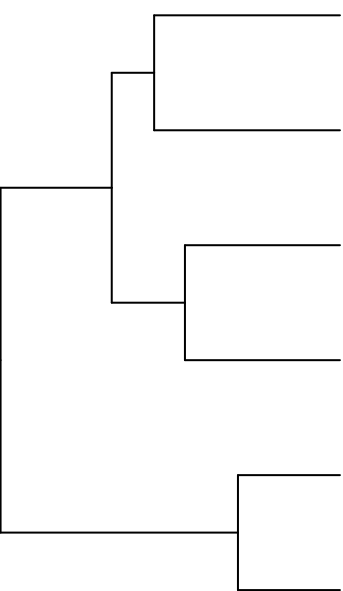
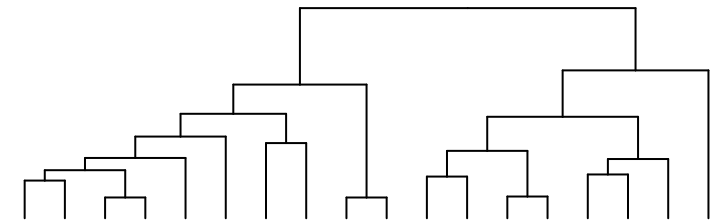
ON1 BC3 ONm1 BC2 BCm2 ONm3 ON3 BCm3 ON2 BC1 BCm1 Pi1 Pim1 Pim2 ONm2 Pim3 Pi3 Pi2

Color Key



-2 0 2
Value


Pattern73 2 genes



PI2 BCm2 Pim2 PI3 ONm1 Pim3 BCm1 PI1 Pim1 ONm2 ONm3 BCm3 ON3 BC3 ON2 BC1 BC2 ON1

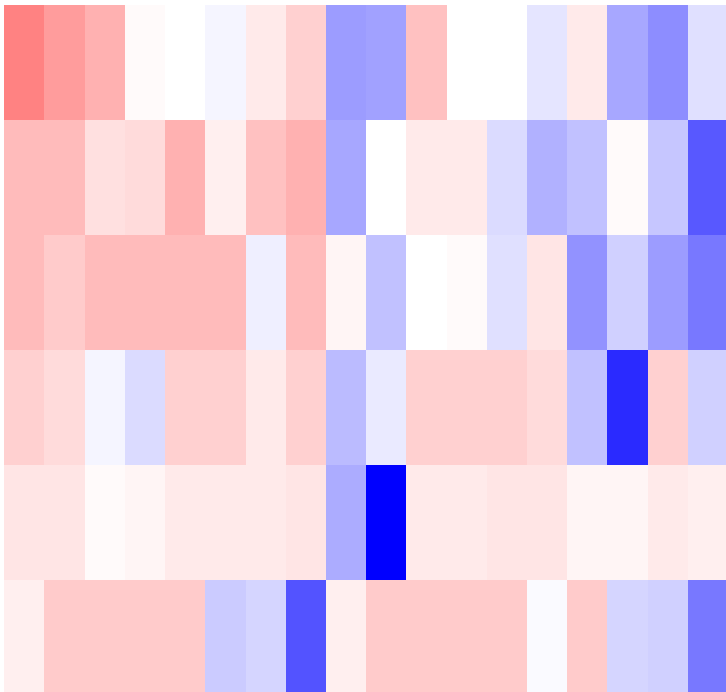
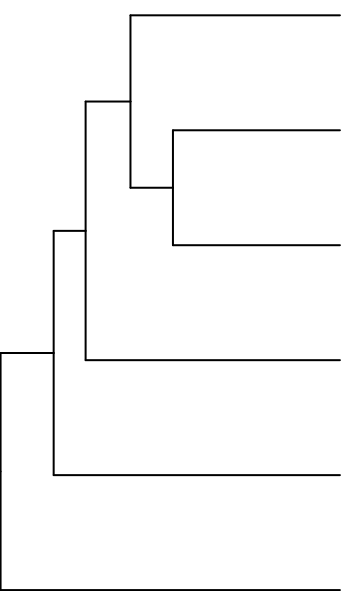
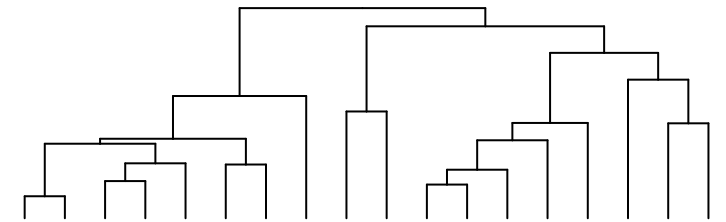
Solyc07g007650
Solyc09g015440
NCRNA_9_295
Solyc09g075660
Solyc06g075990
Solyc03g118050

Color Key



-2 0 2
Value

Pattern97 2 genes



ON1 ON2 BC1 ONm2 ON3 Pi2 ONm3 BC3 Pim1 BCm1 ONm1 Pi1 BC2 BCm3 Pi3 Pim3 Pim2 BCm2

Solyc10g007030

Solyc01g079670

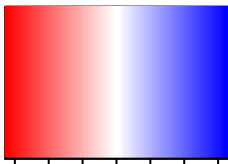
Solyc11g065970

Solyc09g082100

Solyc03g019820

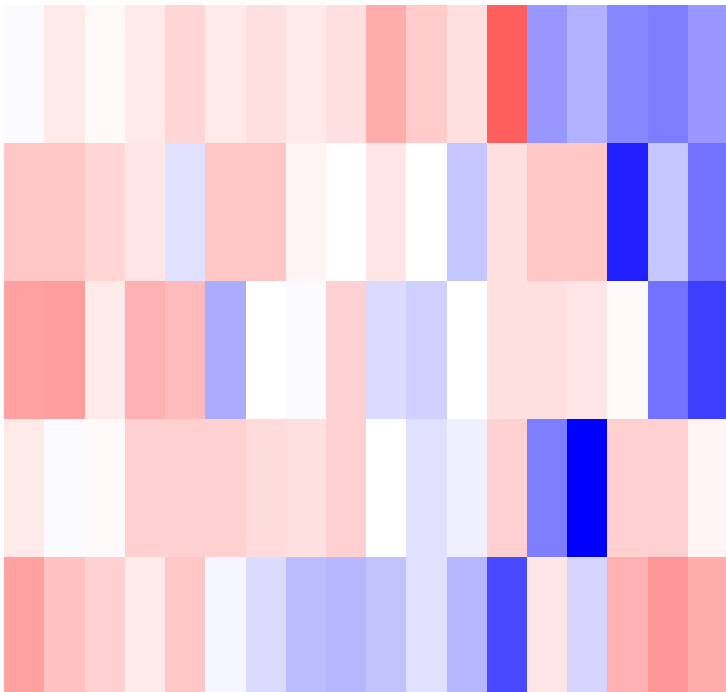
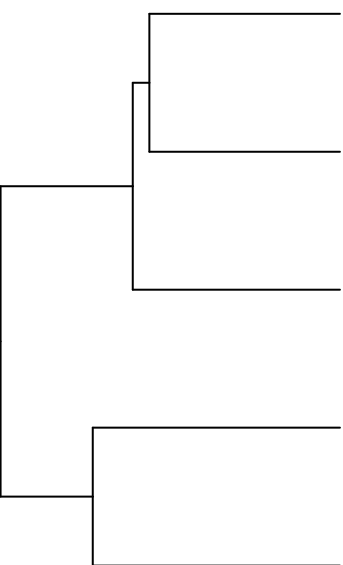
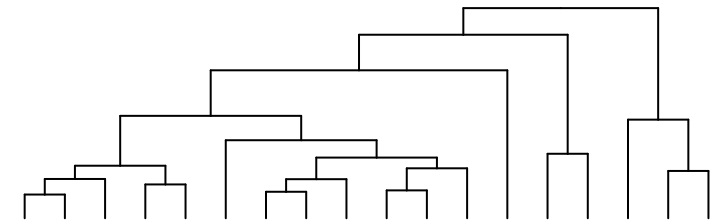
Solyc07g063090

Color Key



-3 -1 1 2 3
Value

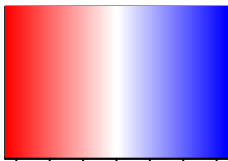
Pattern104 2 genes



Solyc05g01297
Solyc04g08097
Solyc02g06722
Solyc05g01380
Solyc01g10779

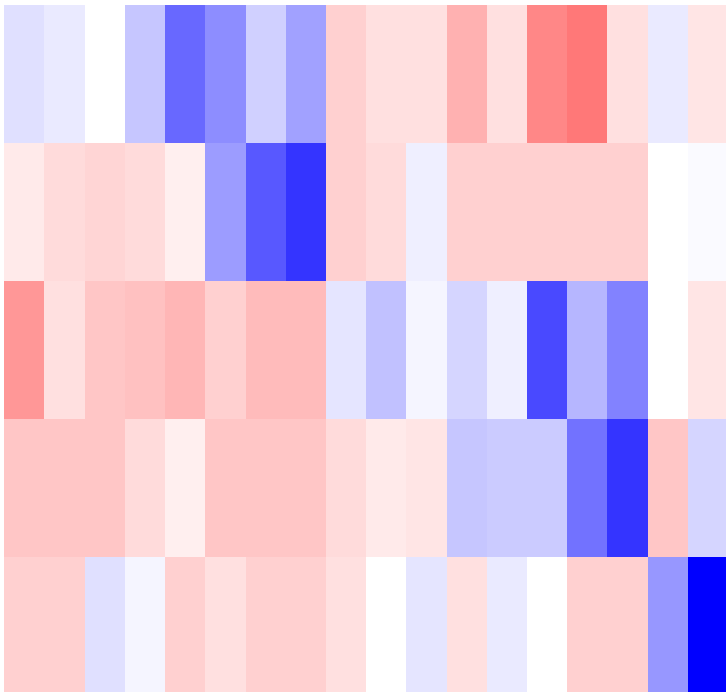
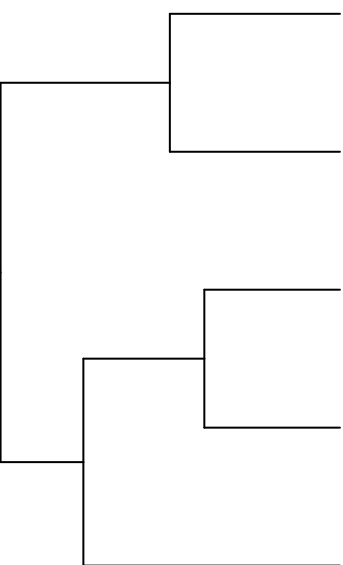
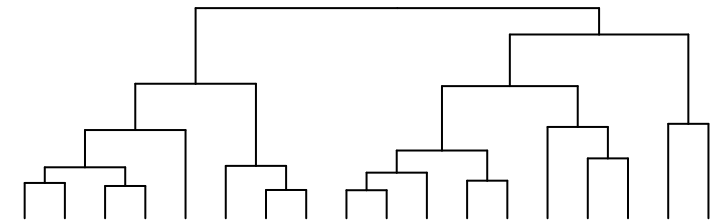
ONm2 BC2 ONm3 BC3 ON3 Pim1 ON1 Pi3 Pi1 ON2 Pi2 Pim2 Pim3 ONm1 BC1 BCm1 BCm2 BCm3

Color Key



-3 -1 1 2 3
Value

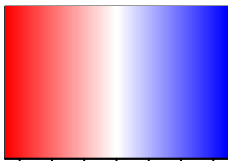
Pattern111 2 genes



Solyc05g04639
Solyc07g06515
Solyc06g06510
Solyc09g00916
Solyc05g00547


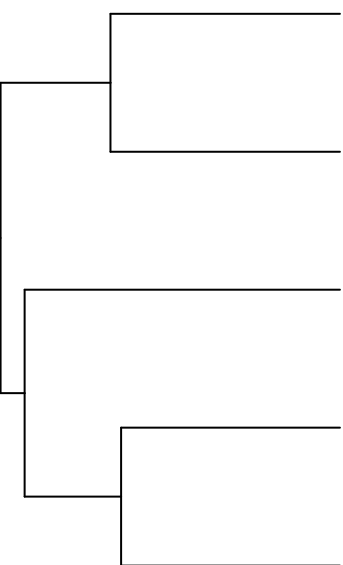
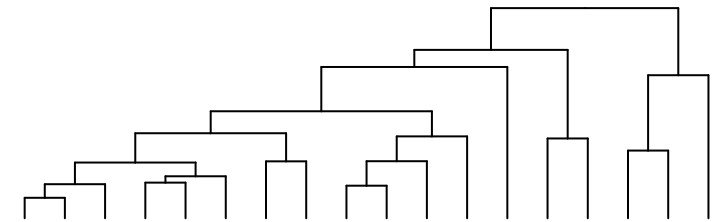
Pim3 Pi3 ON2 Pim1 BC3 BC2 Pim2 BC1 ON1 ONm3 ON3 BCm2 BCm3 ONm1 BCm1 ONm2 Pi2 Pi1

Color Key



-3 -1 1 3
Value


Pattern34 2 genes



ON1 ON3 Pi3 BC3 BCm3 Pi1 BCm1 ONm3 BCm2 Pi2 BC2 ON2 BC1 ONm2 ONm1 Pim2 Pim3 Pim1

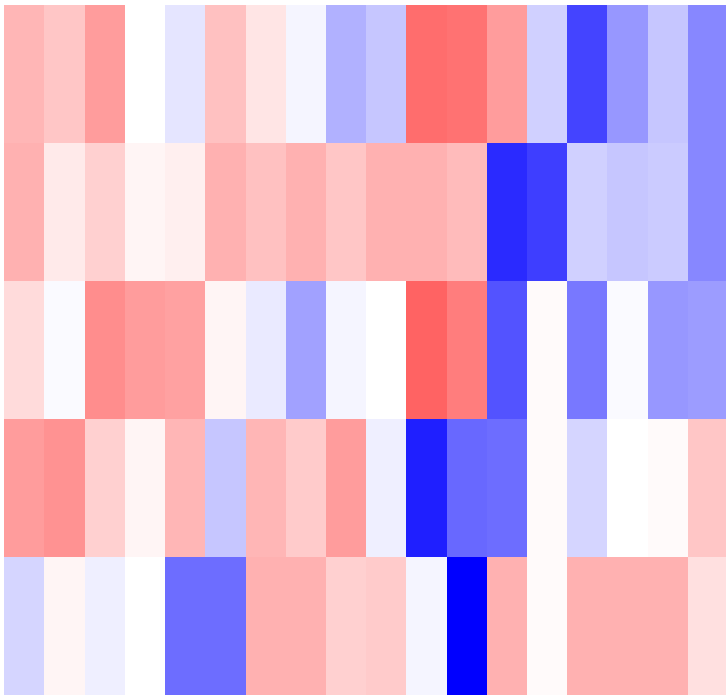
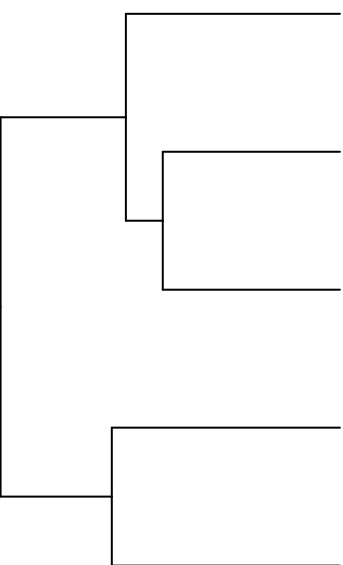
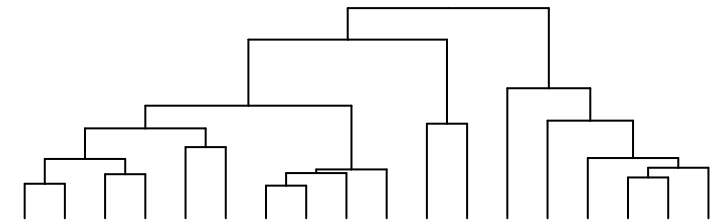
Solyc05g02369
Solyc01g00513
Solyc10g07932
Solyc07g02514
Solyc01g06020

Color Key



-2 0 1 2
Value

Pattern42 2 genes



Solyc11g04514

Solyc04g05078


Solyc06g07541

Solyc05g05597

Solyc02g05552

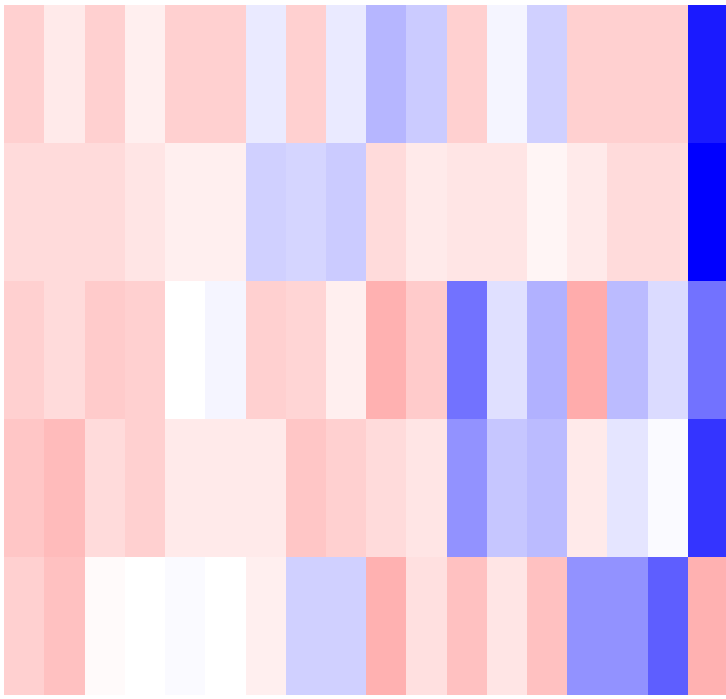
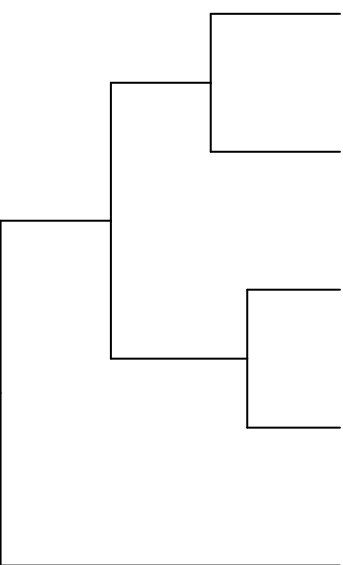
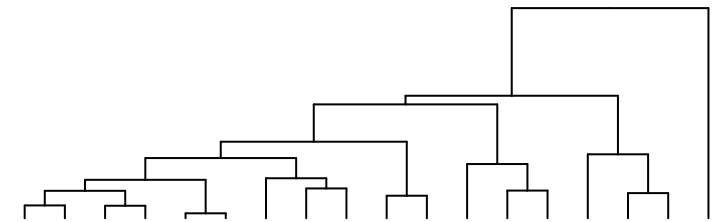
ON1 Pim3 Pim2 ON2 Pim1 Pi3 ON3 BCm3 BCm2 ONm2 Pi2 Pi1 BCm1 BC2 BC1 ONm3 BC3 ONm1

Color Key



-2 0 2
Value

Pattern65 2 genes



Solyc04g07873

Solyc09g01020


Solyc12g08792

Solyc07g04553

Solyc01g06561

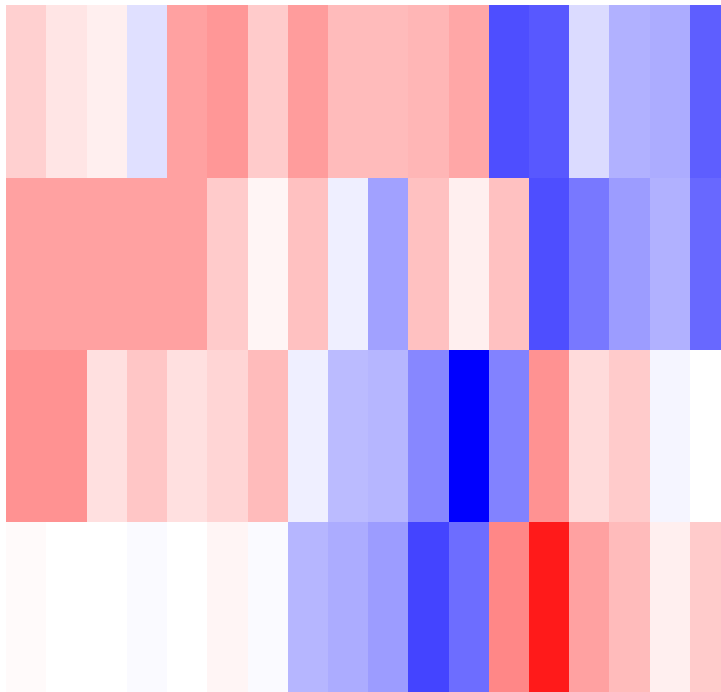
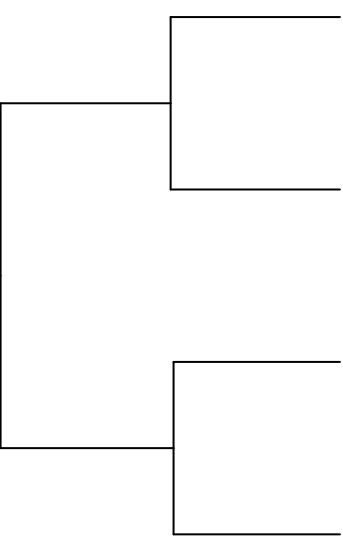
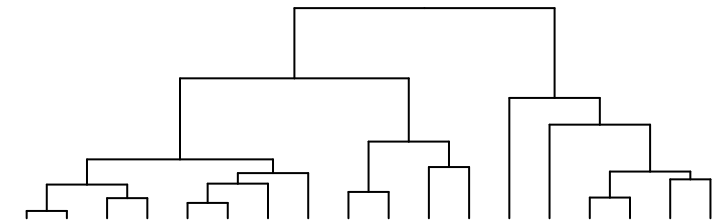
BC1 Pim3 ONm1 BCm3 BCm1 ON2 BC2 ON1 Pim1 ON3 Pim2 Pi1 ONm3 Pi3 BC3 BCm2 ONm2 Pi2

Color Key



-2 0 1 2
Value

Pattern101 2 genes



Solyc05g054


Solyc01g017

Solyc01g097

Solyc01g096

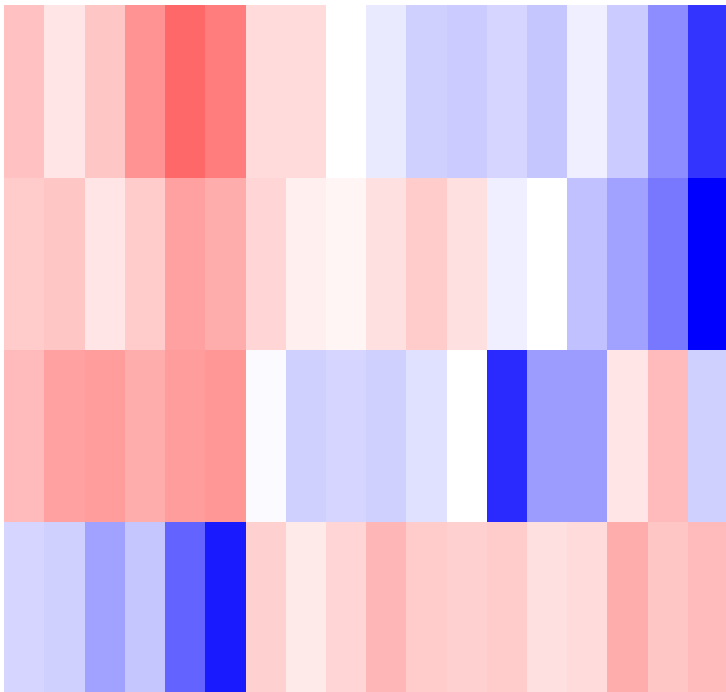
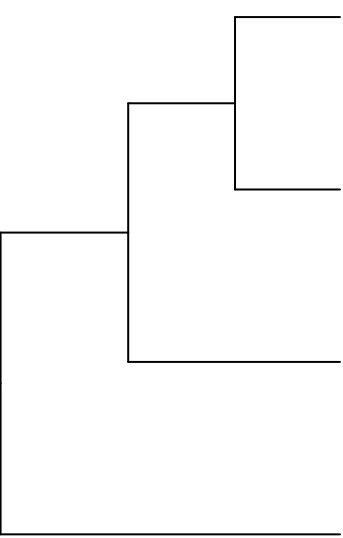
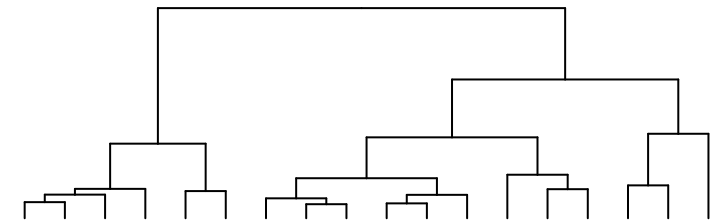
Pim2 ON1 Pim1 ON3 BCm1 ON2 Pim3 Pi2 Pi3 BCm3 Pi1 BCm2 BC3 BC1 ONm2 ONm3 ONm1 BC2

Color Key



-2 0 1 2
Value

Pattern133 2 genes



Solyc01g099

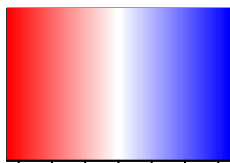
Solyc04g007

Solyc03g114

Solyc10g084

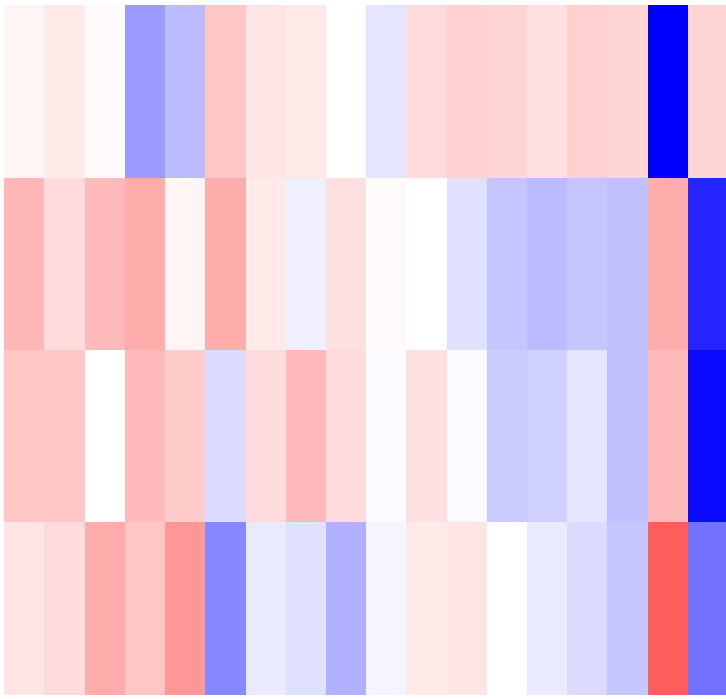
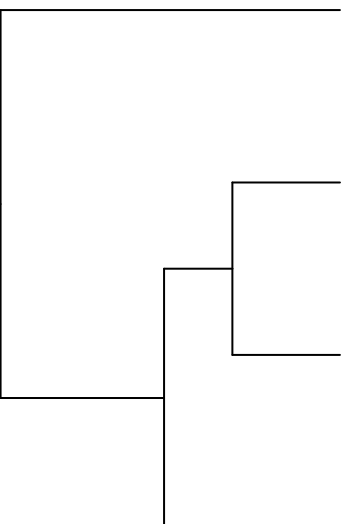
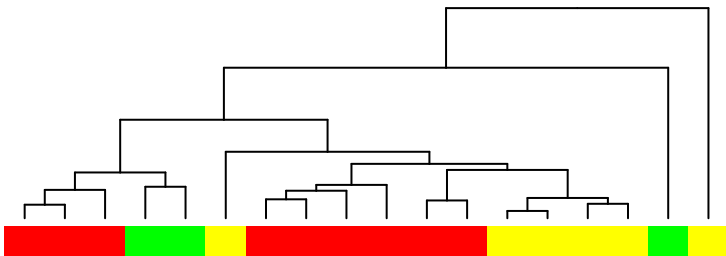
P12 P11 P1m1 P13 P1m2 P1m3 ON2 ONm2 ONm1 ON1 BC3 BC2 BC1 ON3 ONm3 BCm3 BCm2 BCm1

Color Key



-3 -1 1 3
Value

Pattern71 2 genes



Solyc04g009


Solyc01g009

Solyc11g008

Solyc03g007

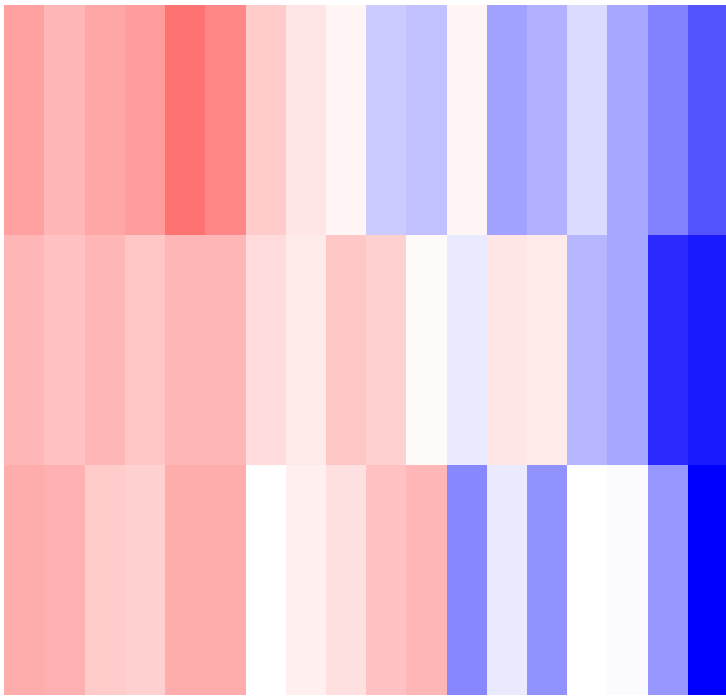
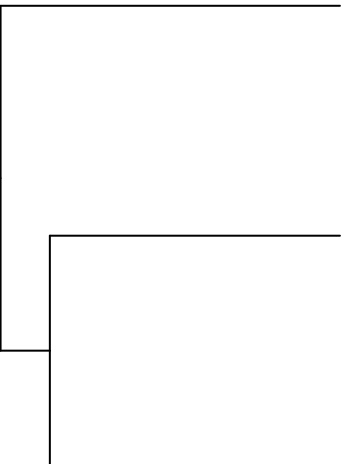
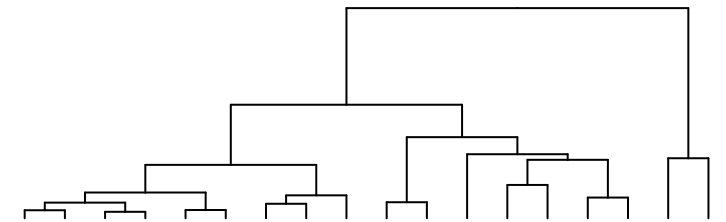
BC2 ON2 ON3 ONm1 ONm3 BCm1 Pim2 ON1 BC3 Pim1 Pim3 BC1 Pi3 BCm2 BCm3 Pi2 ONm2 Pi1

Color Key



-2 0 1 2
Value

Pattern128 2 genes




Solyc12g0

Solyc01g0

Solyc12g0

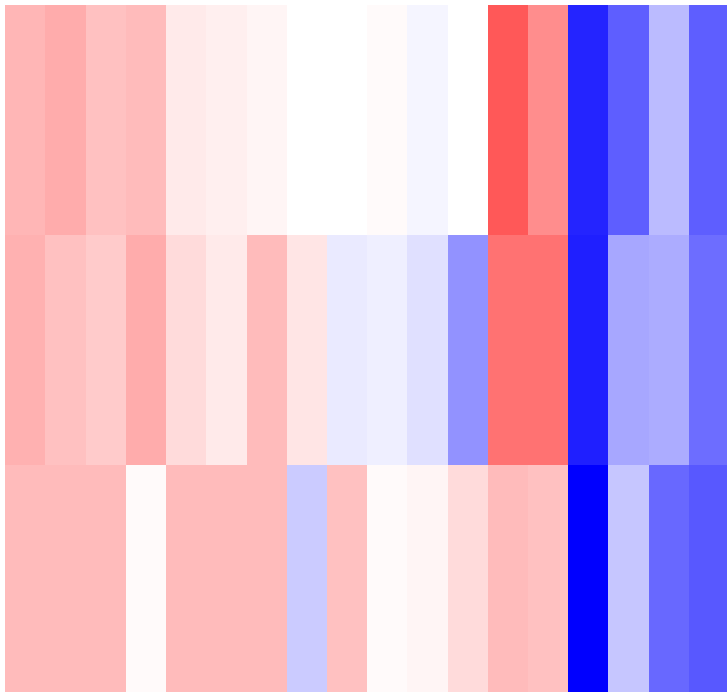
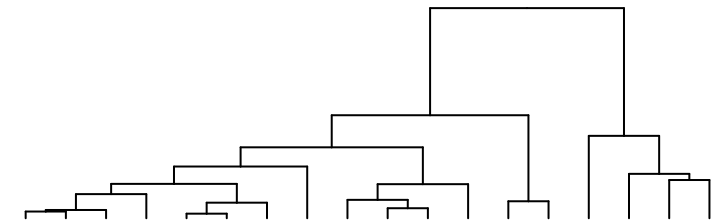
BC1 BCm2 BCm1 BCm3 BC3 BC2 ON1 ON2 ON3 ONm3 Pi1 Pi2 Pim1 ONm2 ONm1 Pi3 Pim2 Pim3

Color Key



-2 0 1 2
Value

Pattern137 2 genes




Solyc11g0

Solyc07g0

Solyc03g1


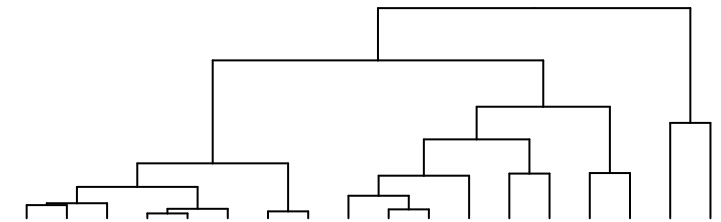
BC1 ON1 ON2 BCm2 ON3 BC2 BC3 ONm2 ONm3 Pi2 ONm1 Pi1 BCm1 BCm3 Pim3 Pim1 Pi3 Pim2

Color Key



-2 0 1 2
Value

Pattern173 2 genes




Solyc02g00

Solyc11g00

Solyc08g00

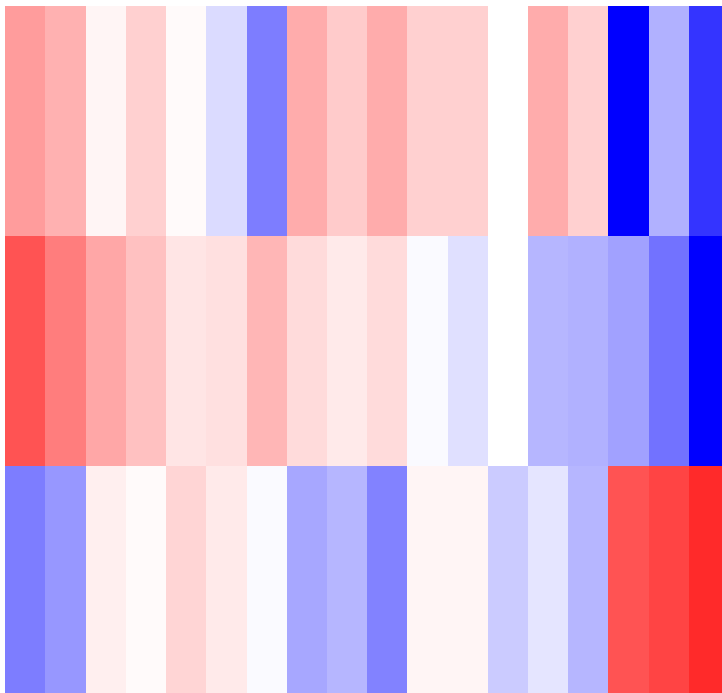
ONm1 ON3 ON1 Pim3 BCm3 ON2 ONm2 ONm3 BCm2 Pim1 BCm1 Pim2 P13 BC1 P12 P11 BC3 BC2

Color Key



-2 0 1 2
Value

Pattern181 2 genes



Solyc06g0

Solyc11g0

Solyc04g0

ONm2

ONm3

Pi2

ON2

ON3

BCm1

Pi1

BCm3

Pim3

ONm1

Pim1

Pi3

ON1

BCm2

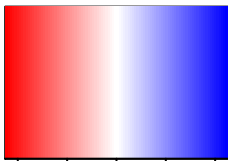
Pim2

BC3

BC2

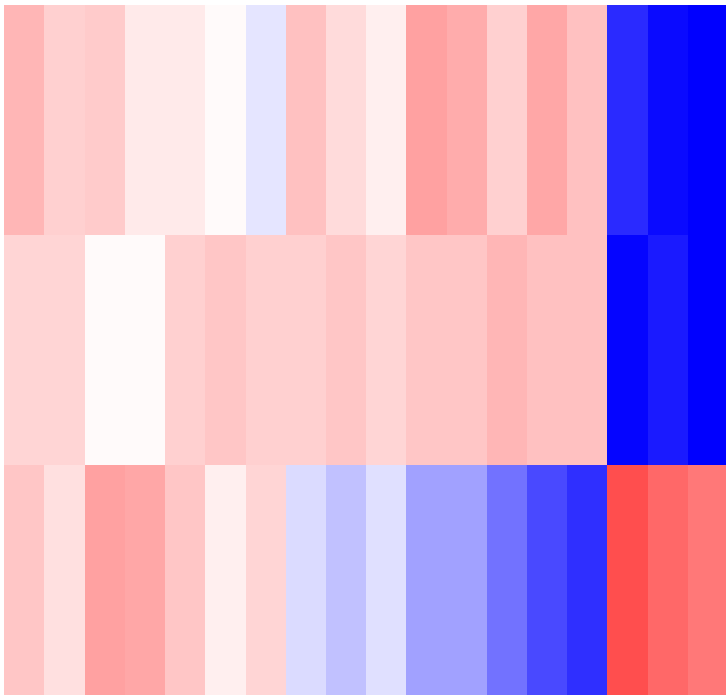
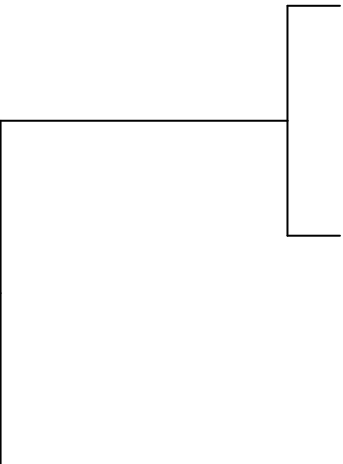
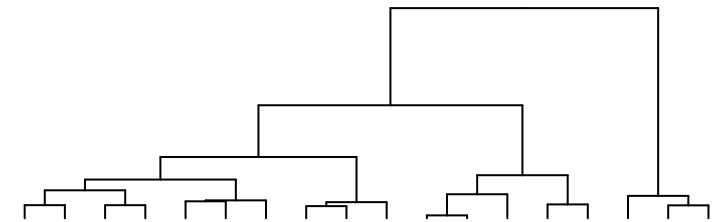
BC1

Color Key



-2 -1 0 1 2
Value

Pattern185 2 genes




Pi1
ONm3
ON1
ON2
Pi2
BCm1
ON3
ONm2
Pi3
ONm1
BCm3
BCm2
Pim3
Pim1
Pim2
BC1
BC3
BC2

Solyc08g0

Solyc09g0


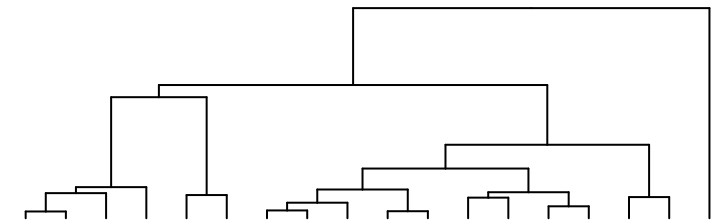
Solyc11g0

Color Key



-2 0 2
Value

Pattern186 2 genes



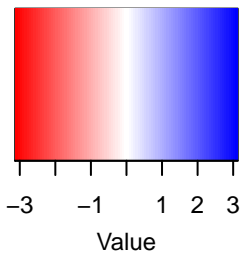
Solyc12g0

Solyc02g0

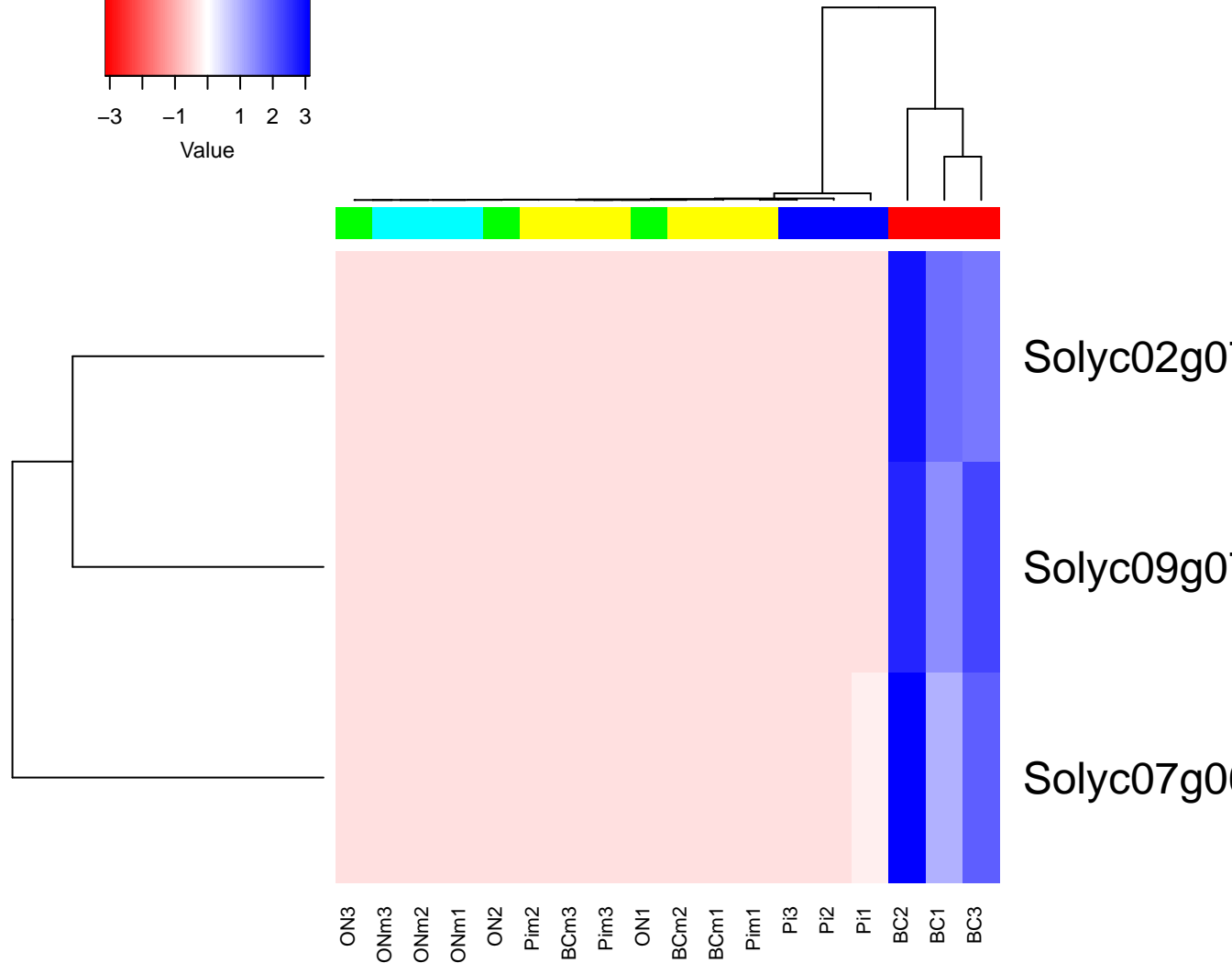
Solyc06g0

BCm2 BCm3 ON3 BCm1 BC2 BC3 ON1 Pim3 ONm3 Pim1 Pim3 ON2 ONm1 Pim2 Pim1 ONm2 Pim2 BC1


Color Key



Pattern199 2 genes


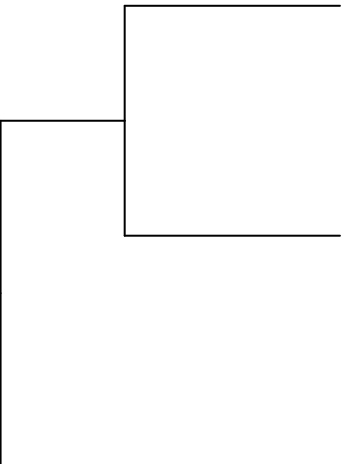
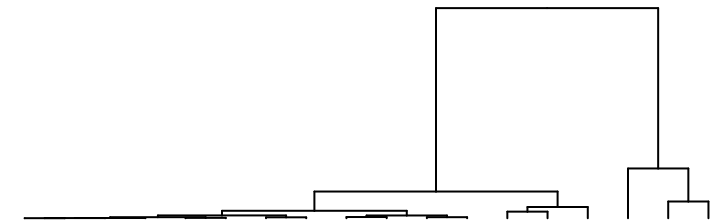


Color Key



-2 0 1 2
Value

Pattern203 2 genes



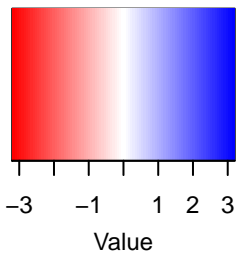
Slyc07g0

Slyc03g1

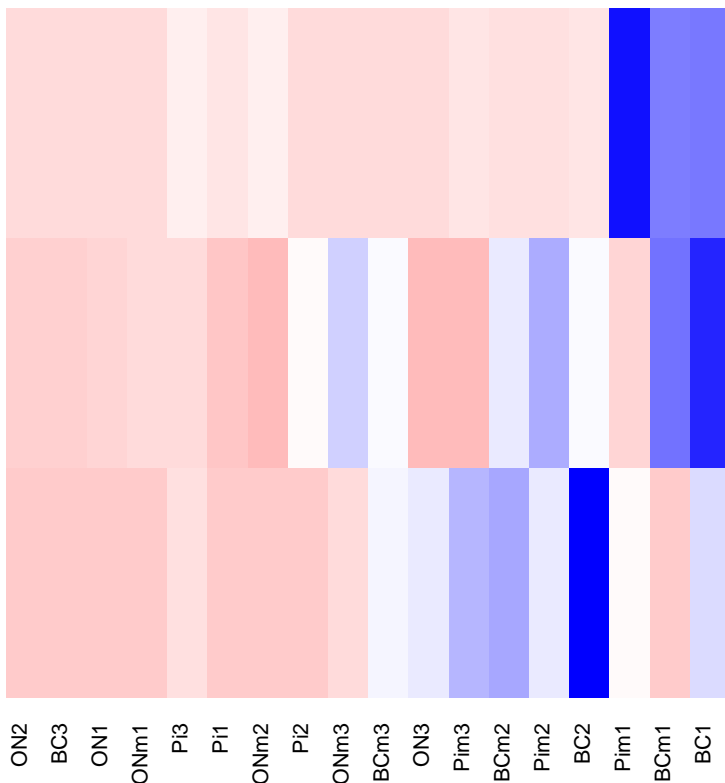
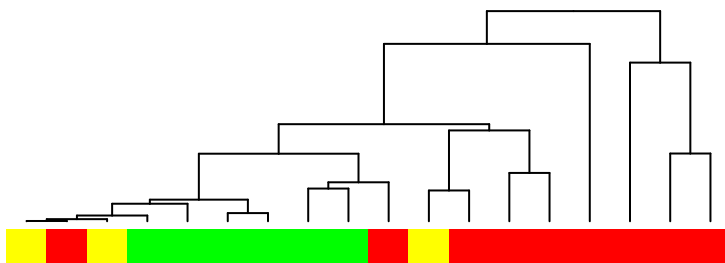
Slyc03g1

ONm1 ONm2 Pim3 Pim1 ON1 Pim2 BCm3 ON3 ONm3 ON2 BCm2 Pi3 BCm1 Pi1 Pi2 BC1 BC3 BC2

Color Key



Pattern55 2 genes

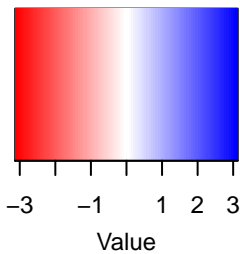


Solyc06g00


Solyc05g00

Solyc08g00

Color Key



Pattern69 2 genes



Solyc09g00

Solyc07g00

Solyc03g00

Pim2

BCm3

BCm1

Pl3

ON2

BC2

Pim3

Pim1

BCm2

ONm2

ONm3

Pl2

ON1

ON3


BC3

Pl1

BC1

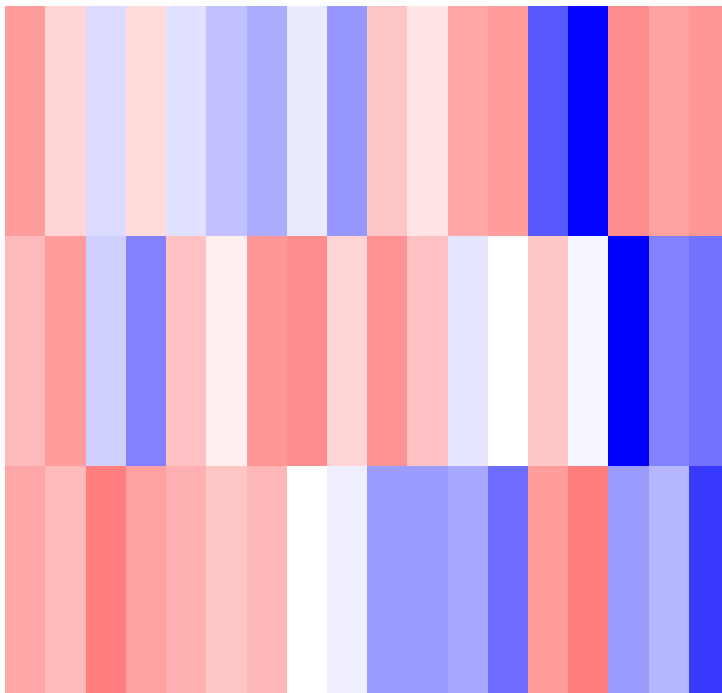
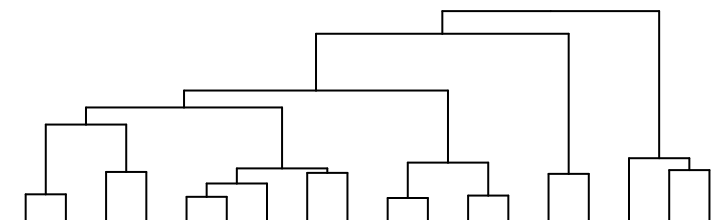
ONm1

Color Key



-2 0 1 2
Value

Pattern75 2 genes



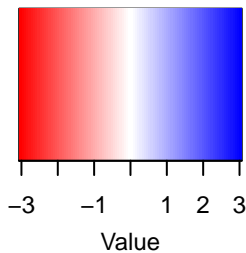
Solyc06g00

Solyc04g00

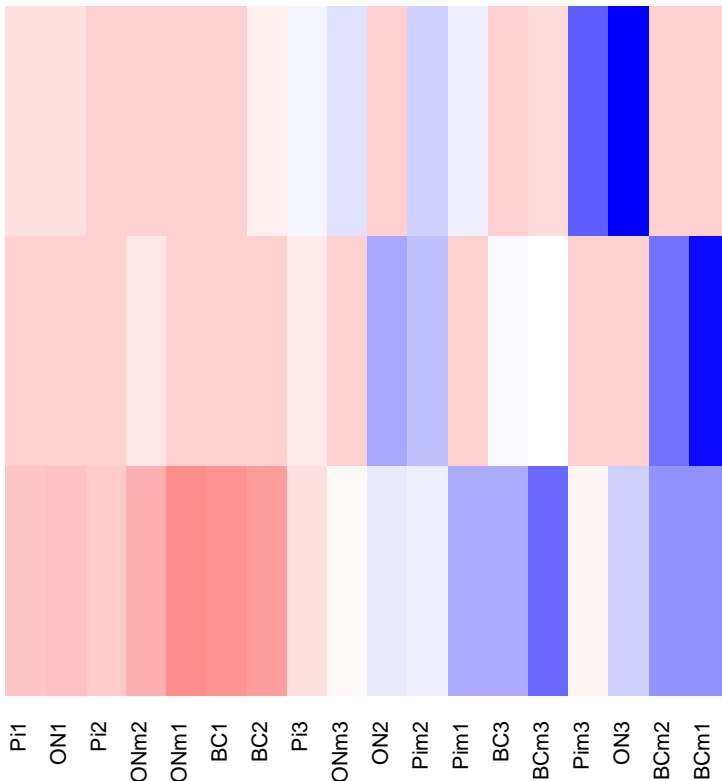
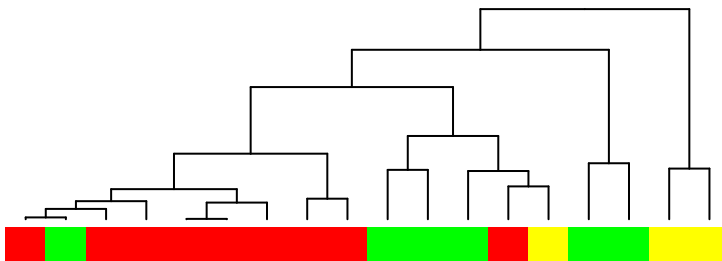
Solyc11g00

Pi2
ONm1
Pim2
BC3
Pi3
BCm3
Pim3
ONm2
Pim1
Pi1
ONm3
ON3
ON1
BCm2
BCm1
BC1
ON2
BC2

Color Key



Pattern98 2 genes




Solyc04g0

Solyc08g0

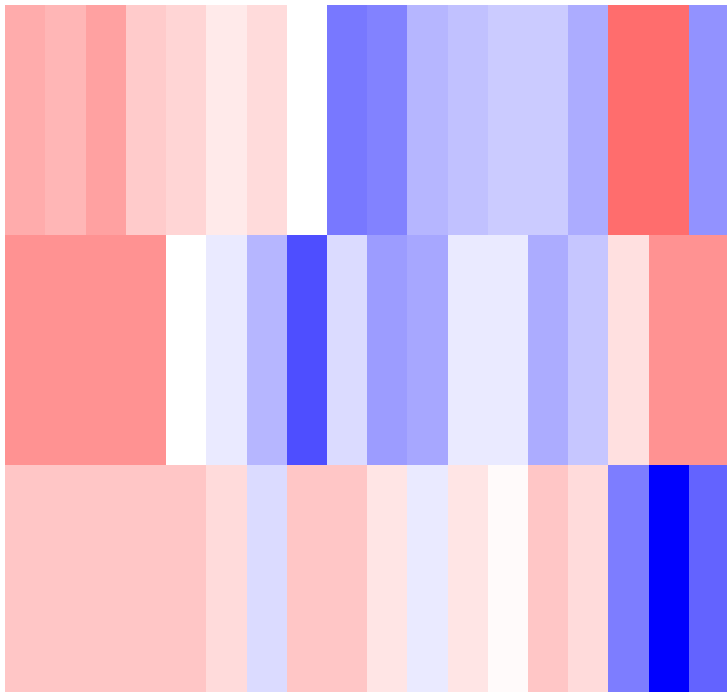
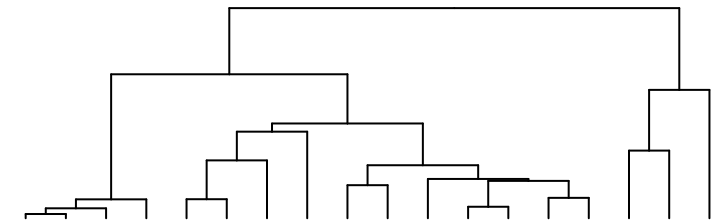
Solyc12g0

Color Key



-2 0 1 2
Value

Pattern99 2 genes




Solyc01g100000

NCRNA_3.0

Solyc03g000000

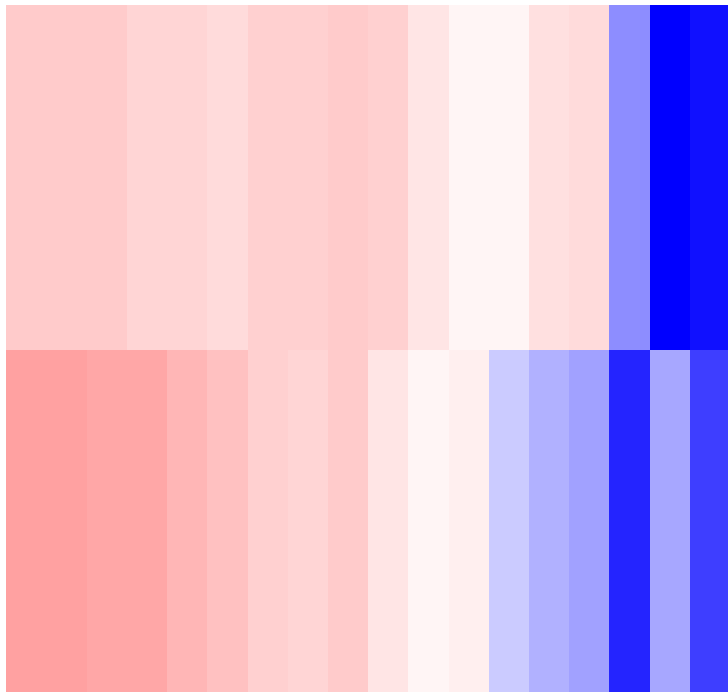
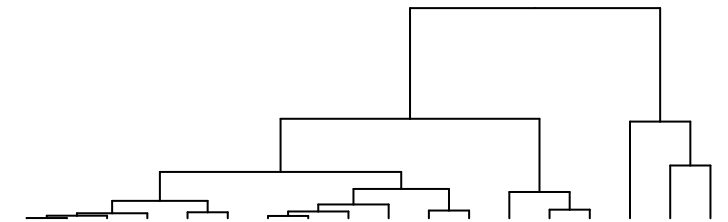
BC2 Pim2 ONm2 ON1 Pim1 ONm1 BC3 Pi2 BC1 Pi3 BCm2 ONm3 BCm3 BCm1 Pim3 ON2 ON3 Pi1

Color Key



-2 0 1 2
Value

Pattern123 2 genes

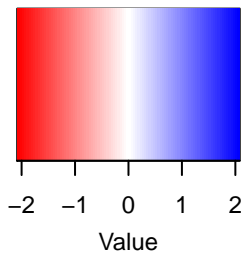


Solyc0

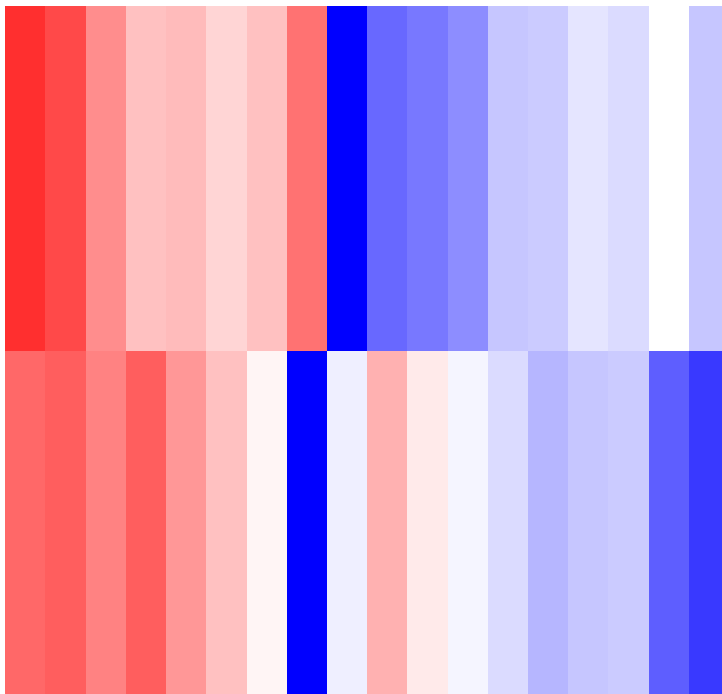
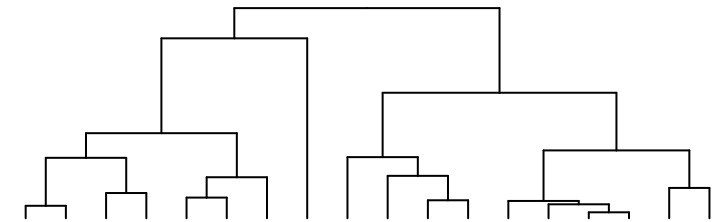
Solyc0

BC3 BC1 BCm1 BCm3 ON2 BCm2 ON3 ON1 BC2 ONm3 ONm2 ONm1 PI2 Pim1 Pim2 Pim3

Color Key



Pattern126 2 genes

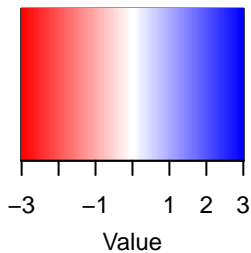


Solyc10

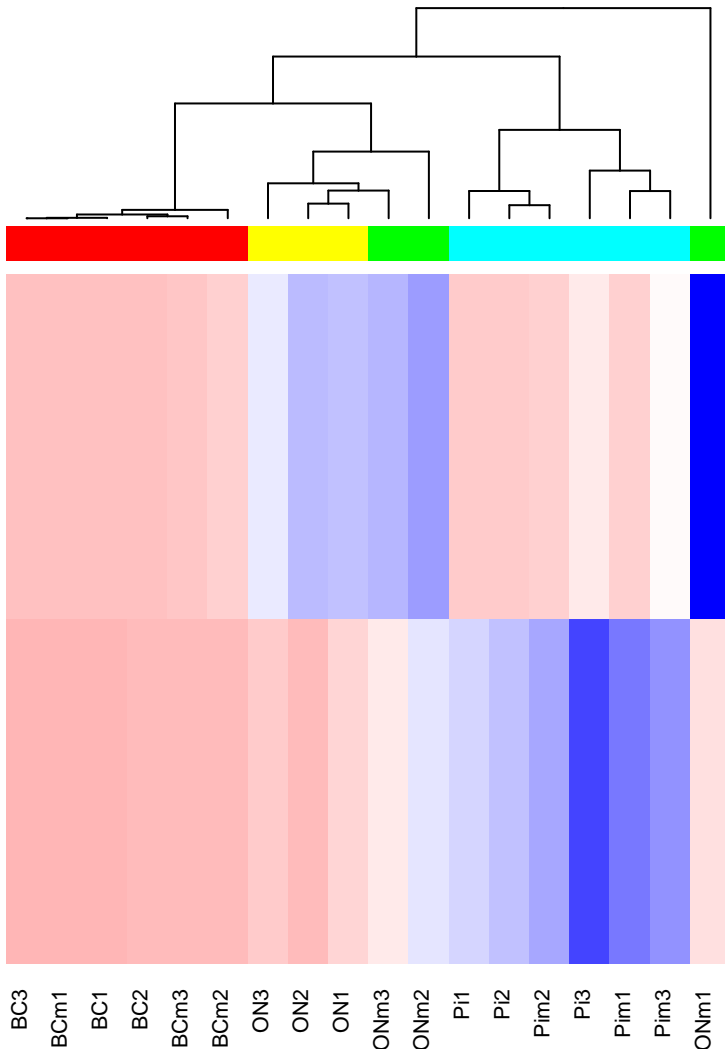
Solyc0

Pim3 Pim2 ONm2 Pim1 ONm1 ONm3 Pl3 BC1 ON3 ON2 ON1 BCm3 Pl2 BC2 Pl1 BCm2 BCm1 BC3

Color Key



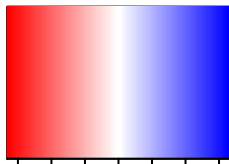
Pattern132 2 genes



Solyc0


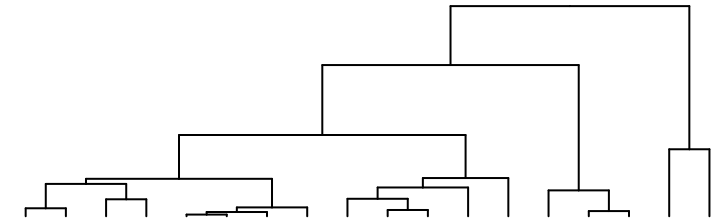
Solyc0

Color Key



-3 -1 1 2 3
Value

Pattern134 2 genes




Solyc0

Solyc0

BCm3 ON3 ON1 BC1 ONm3 ON2 BC3 BC2 BCm2 Pi2 Pi1 ONm2 Pi3 Pim2 Pim1 Pim3 ONm1 BCm1

Color Key

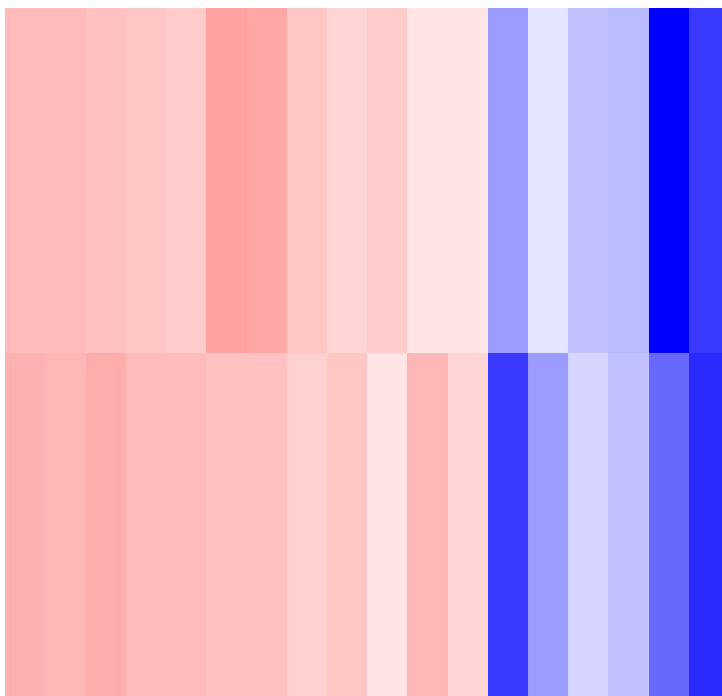
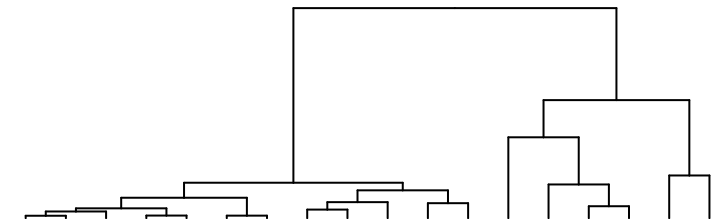


-2 0 1 2

Value

Pattern142

2 genes

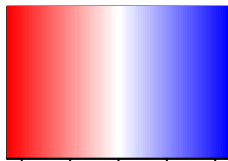


Solyc0

Solyc0

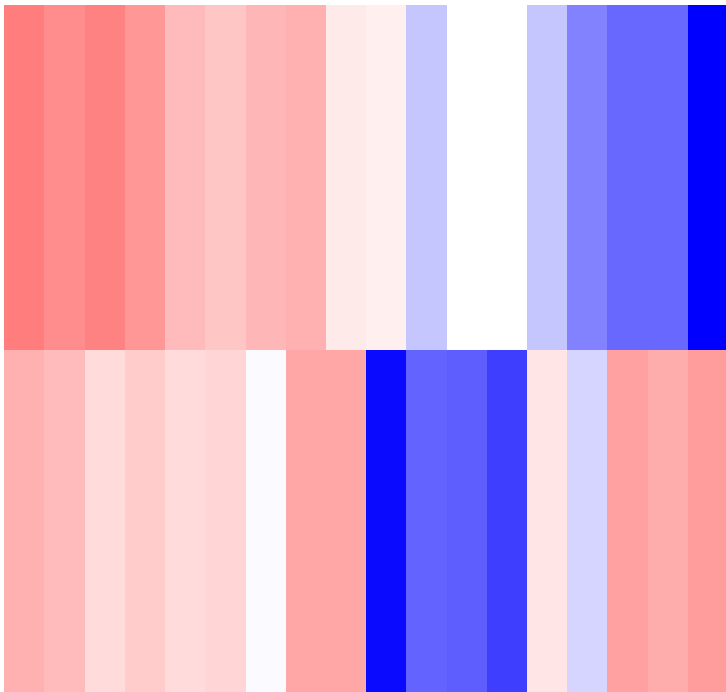
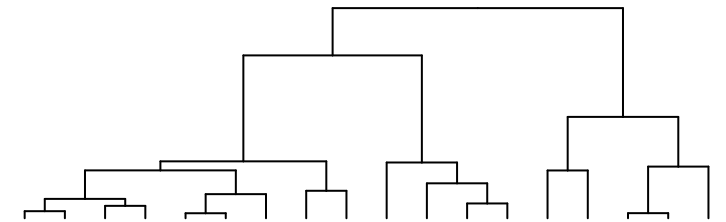
BCm1 ON2 ON3 BCm2 BC2 BCm3 ON1 BC1 BC3 ONm1 ONm3 ONm2 Pim1 Pi1 Pi3 Pi2 Pim3 Pim2

Color Key



-2 -1 0 1 2
Value

Pattern144 2 genes

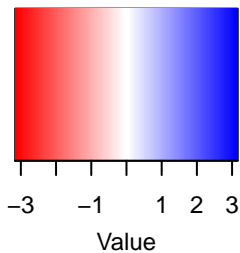


ON1 BCm1 BCm3 ON2 ONm3 ON3 BCm2 ONm1 ONm2 BC3 BC2 Pi2 BC1 Pi3 Pi1 Pim2 Pim1 Pim3

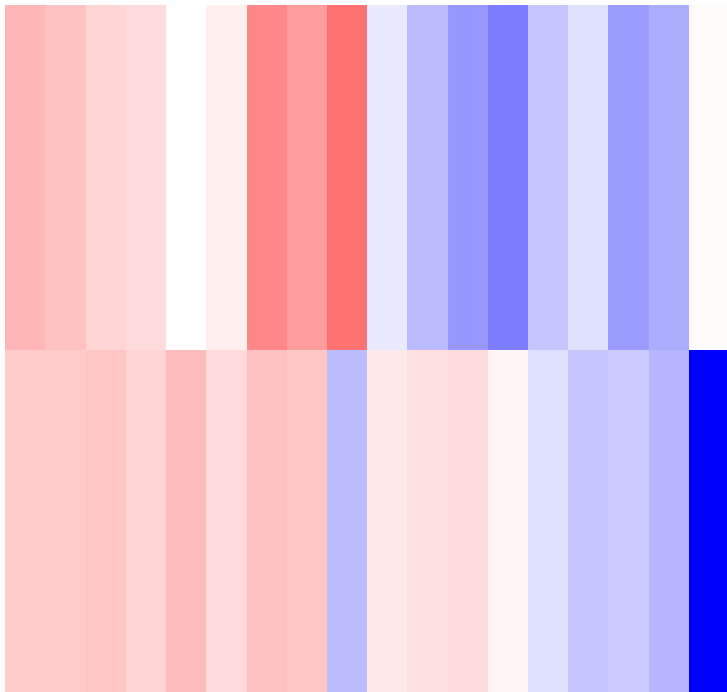
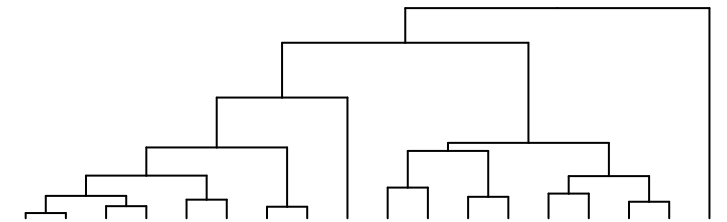
Solyc0

Solyc0

Color Key



Pattern168 2 genes

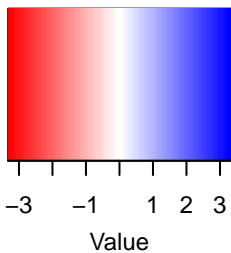


Solyc1


Solyc0

BCm3 ONm3 ONm1 ON2 ON1 ONm2 ON3 BCm2 BCm1 Pim2 Pim1 BC3 Pim3 BC2 Pim3 BC1 Pim2 Pim1

Color Key




Pattern172 2 genes



Solyc0

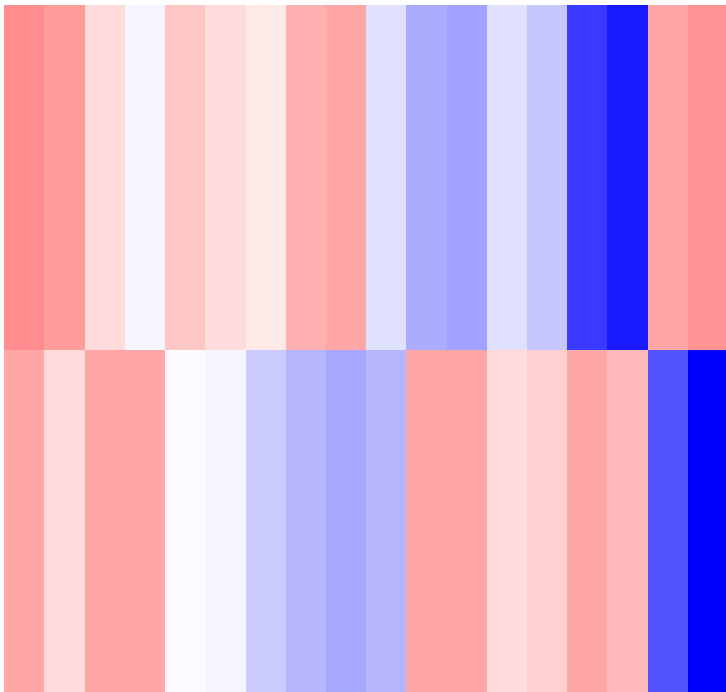
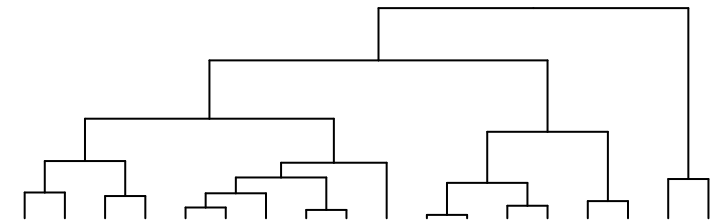
Solyc0

Color Key



-2 0 1 2
Value

Pattern74 2 genes

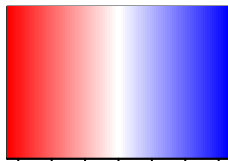


Solyc10

NCRNA


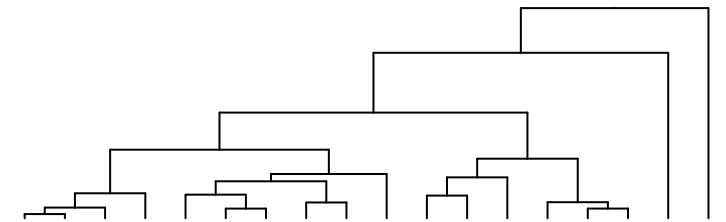
BC2 Pim3 Pi3 ONm3 ONm1 ON2 Pim2 ON1 ON3 Pim1 ONm2 BCm3 Pi2 Pi1 BCm2 BCm1 BC1 BC3

Color Key



-3 -1 1 2 3
Value

Pattern79 2 genes



Solyc0

Slyc0

BC1
ONm2
Pim3
BC2
ONm1
ONm3
ON3
ON1
BC3
Pim2
Pim1
Pi3
Pi2
BCm3
BCm2
ON2
Pi1
BCm1