

Figure A: Risk factors for pre-eclampsia. Multiple v singleton pregnancies

Figure B: Risk factors for pre-eclampsia. Case-control: nulliparity v parity in pre-eclampsia/eclampsia

Figure C: Risk factors for pre-eclampsia. Cohort: nulliparity v multiparity

Figure D: Risk factors for pre-eclampsia. Pre-existing diabetes v no diabetes

Figure E: Risk factors for pre-eclampsia. Case-control: previous pre-eclampsia v none

Figure F: Risk factors for pre-eclampsia. Cohort: per-eclampsia in second pregnancy v none

Figure G: Risk factors for pre-eclampsia. Raised v normal BMI at booking

Figure H: Risk factors for pre-eclampsia. Raised v normal BMI before pregnancy

Fig A [Posted as supplied by author] Risk factors for pre-eclampsia. Multiple v singleton pregnancies

Review: Risk factors for preeclampsia
Comparison: 11 Multiple pregnancies vs singletons
Outcome: 01 Pre-eclampsia

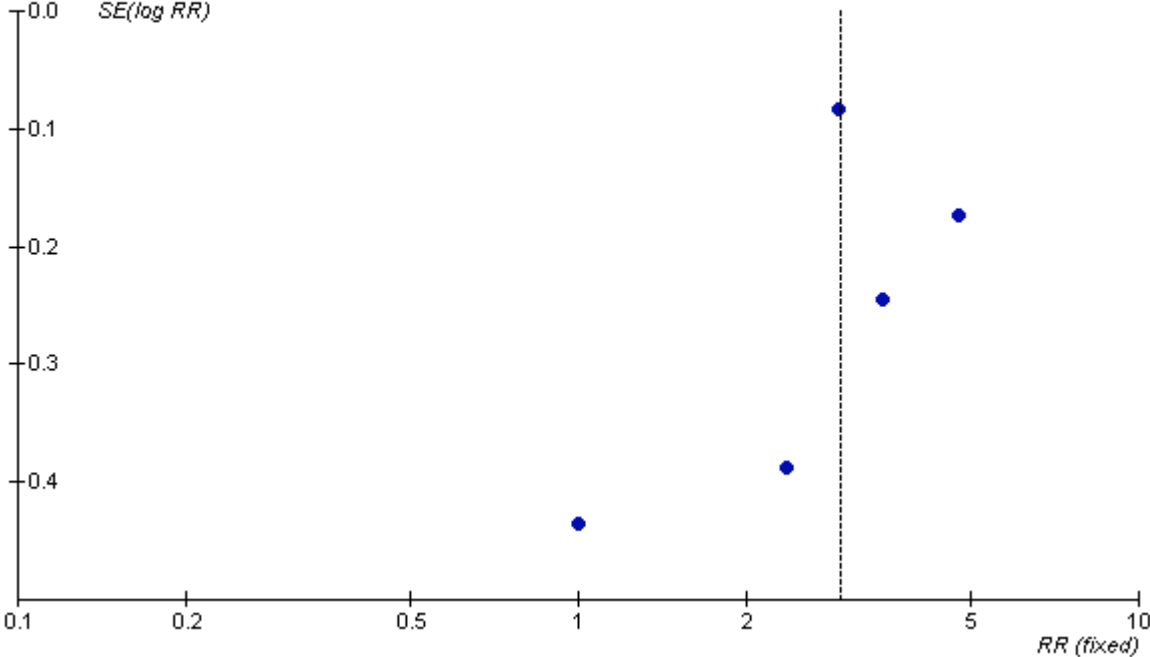


Fig B [Posted as supplied by author] Risk factors for pre-eclampsia. Case-control: nulliparity v parity in pre-eclampsia/eclampsia

Review: Risk factors for preeclampsia
Comparison: 08 Case control: nulliparity in pre-eclampsia/eclampsia vs parity in pre-eclampsia/eclampsia
Outcome: 01 Pre-eclampsia

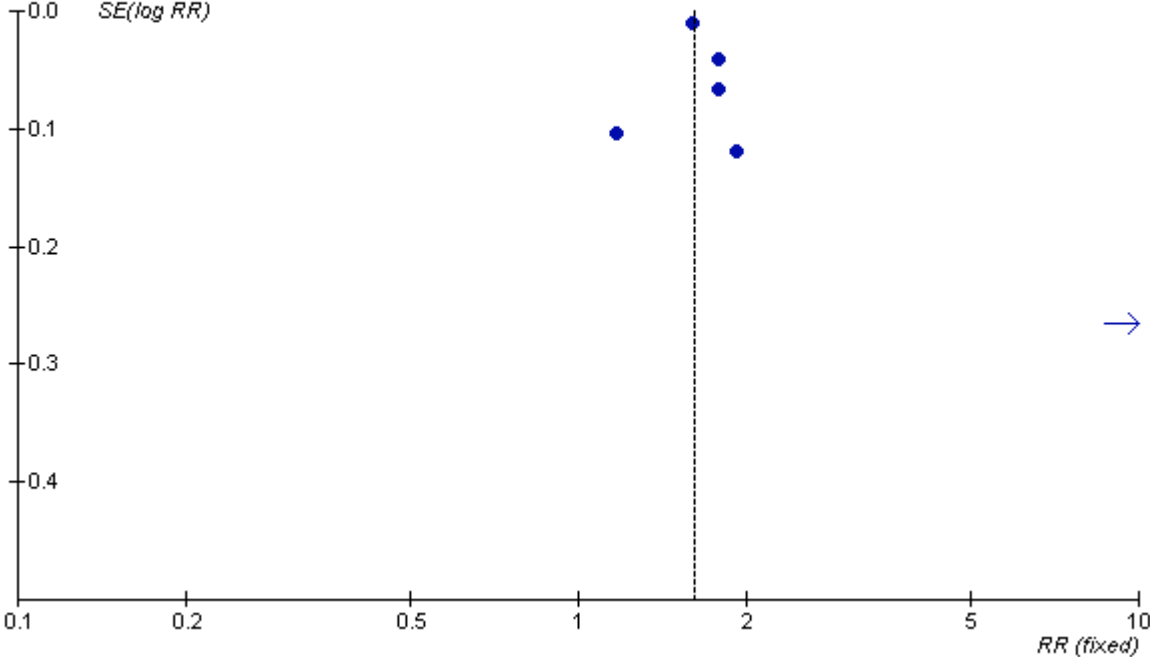


Fig C [Posted as supplied by author] Risk factors for pre-eclampsia. Cohort: nulliparity v multiparity

Review: Risk factors for preeclampsia
Comparison: 06 Cohort: Nulliparity vs multiparity
Outcome: 01 Pre-eclampsia

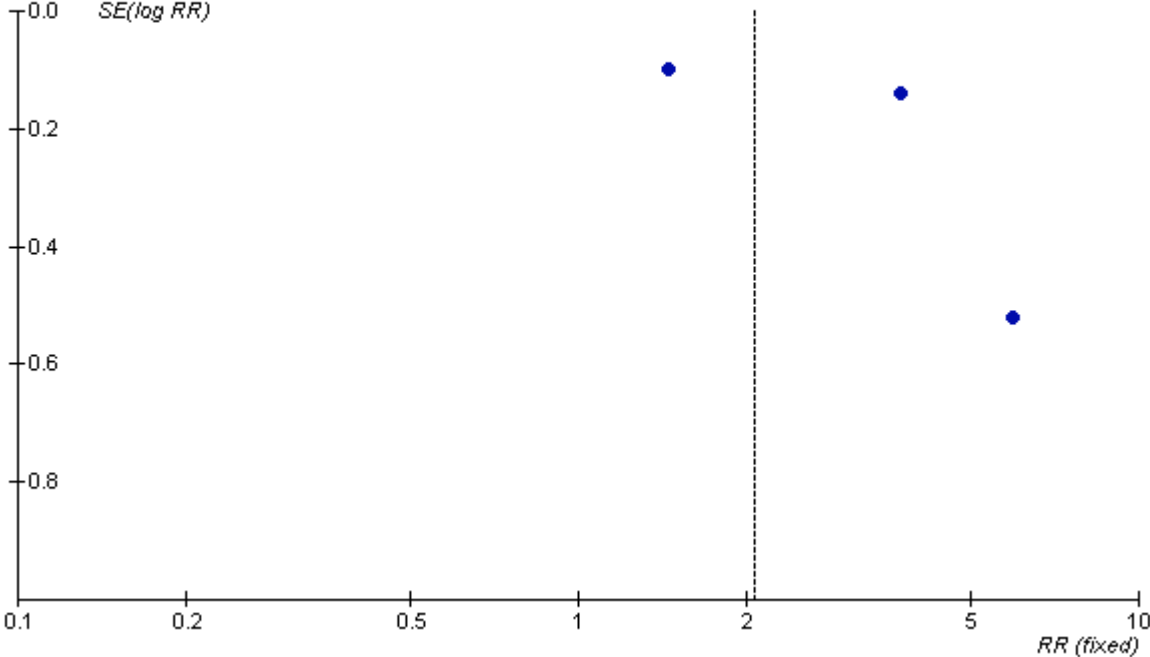


Fig D [Posted as supplied by author] Risk factors for pre-eclampsia. Pre-existing diabetes v no diabetes

Review: Risk factors for preeclampsia
Comparison: 14 Pre-existing diabetics vs non diabetics
Outcome: 01 Pre-eclampsia

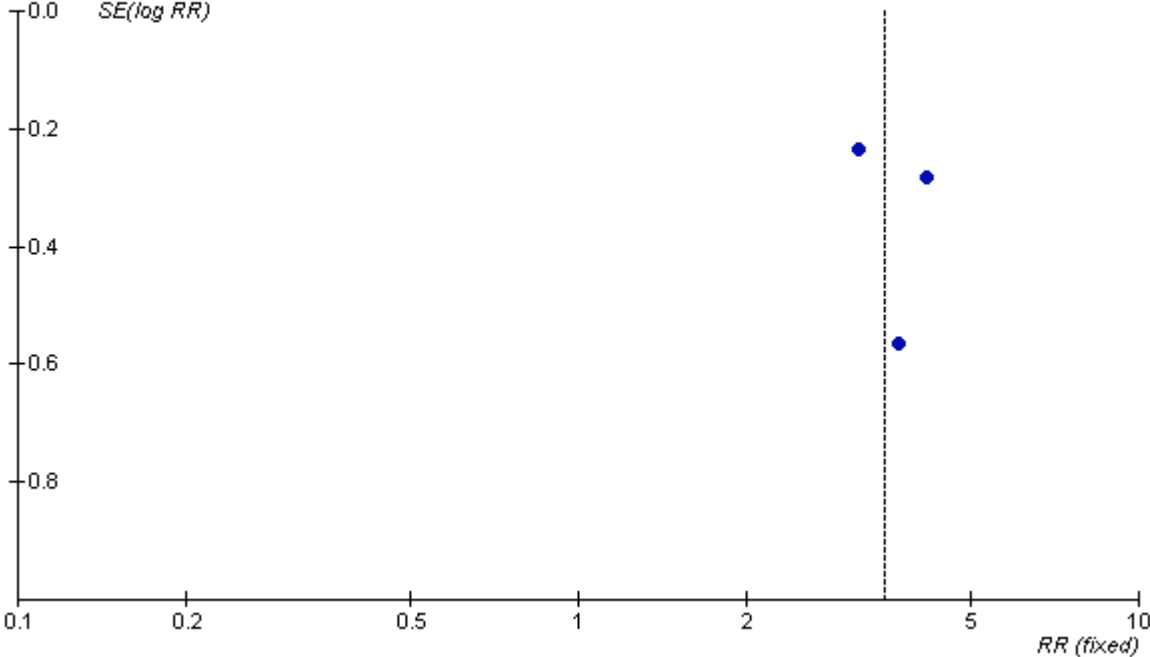


Fig E [Posted as supplied by author] Risk factors for pre-eclampsia. Case-control: previous pre-eclampsia v none

Review: Risk factors for preeclampsia
Comparison: 09 Case control: Previous Pre-eclampsia vs none
Outcome: 01 Previous pre-eclampsia

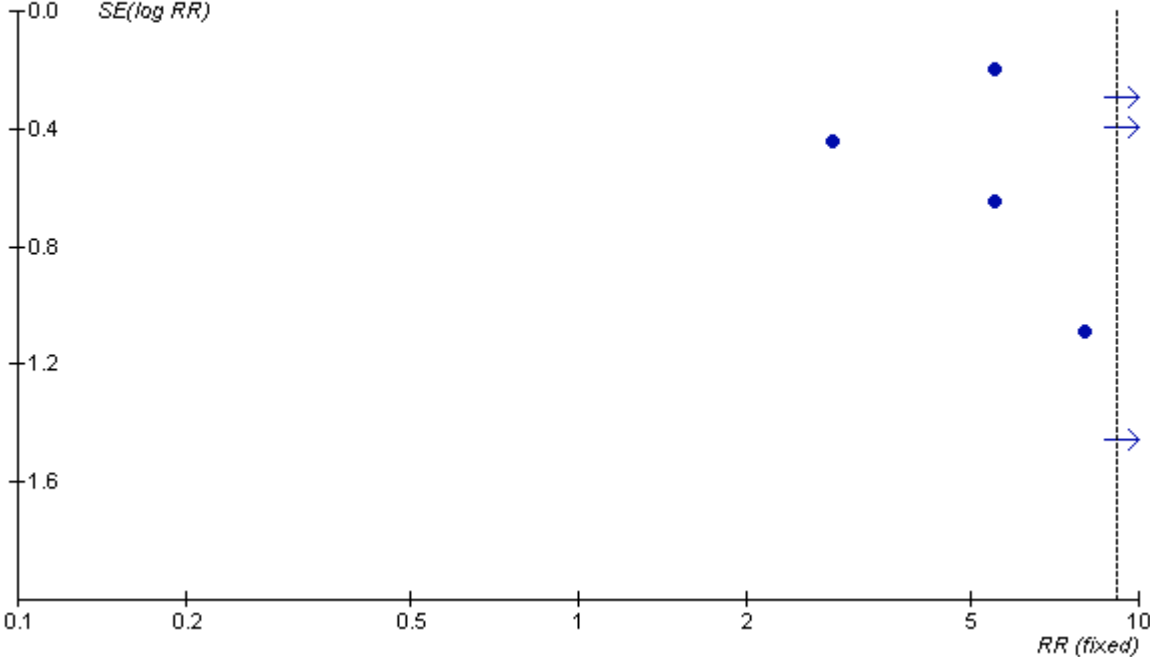


Fig F [Posted as supplied by author] Risk factors for pre-eclampsia. Cohort: per-eclampsia in second pregnancy v none

Review: Risk factors for preeclampsia
Comparison: 10 Cohort: Pre-eclampsia in second pregnancy vs none
Outcome: 01 Previous pre-eclampsia

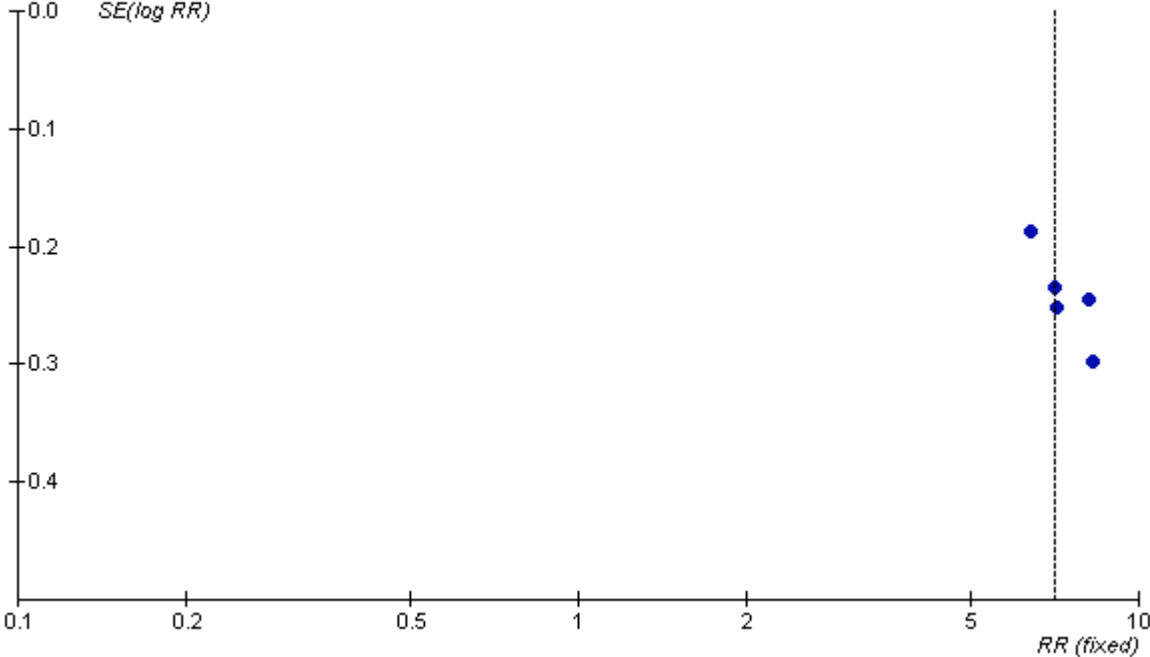


Fig G [Posted as supplied by author] Risk factors for pre-eclampsia. Raised v normal BMI at booking

Review: Risk factors for preeclampsia
Comparison: 26 Raised BMI at booking vs normal BMI at booking
Outcome: 01 Pre eclampsia

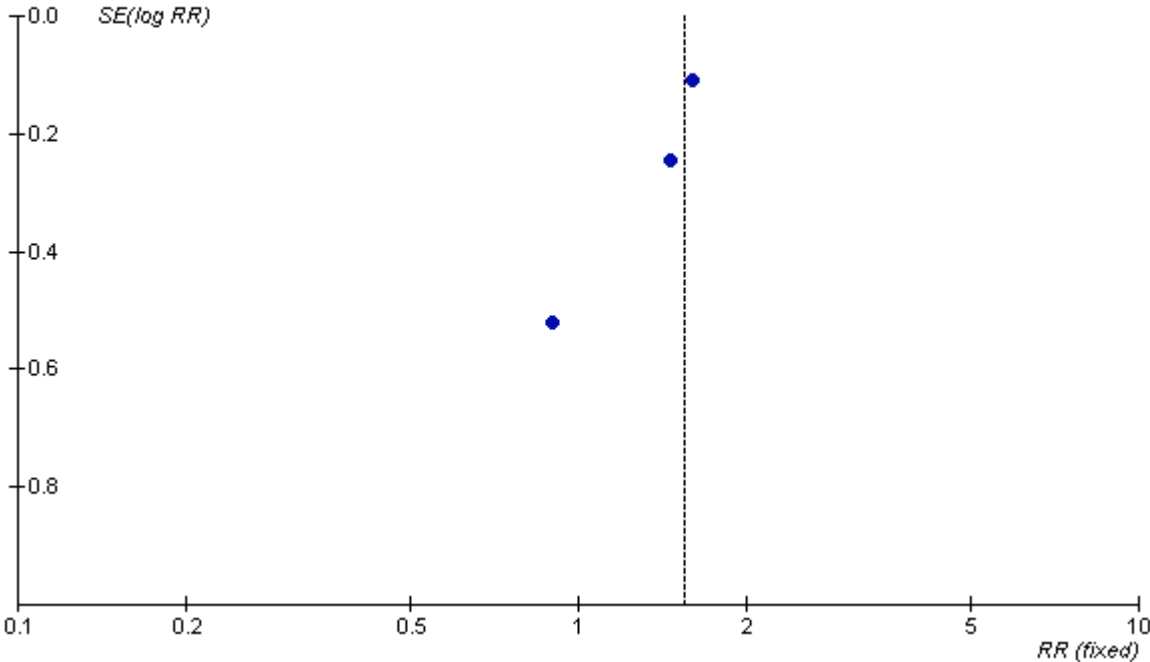


Fig H [Posted as supplied by author] Risk factors for pre-eclampsia. Raised v normal BMI before pregnancy

Review: Risk factors for preeclampsia
Comparison: 25 Raised pre-pregnancy BMI vs normal pre-pregnancy BMI
Outcome: 01 Pre eclampsia

