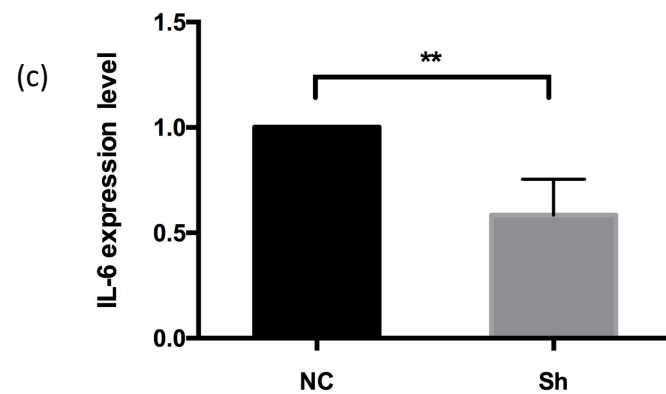
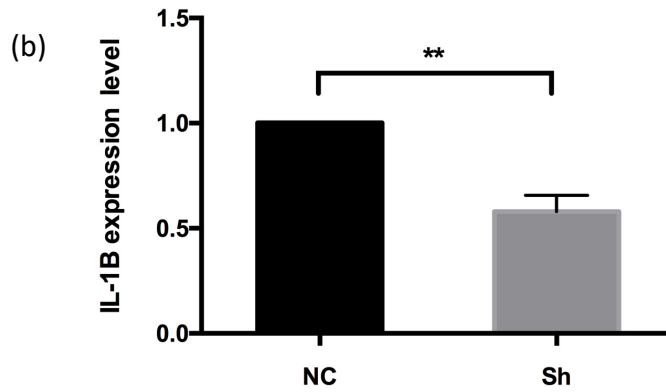
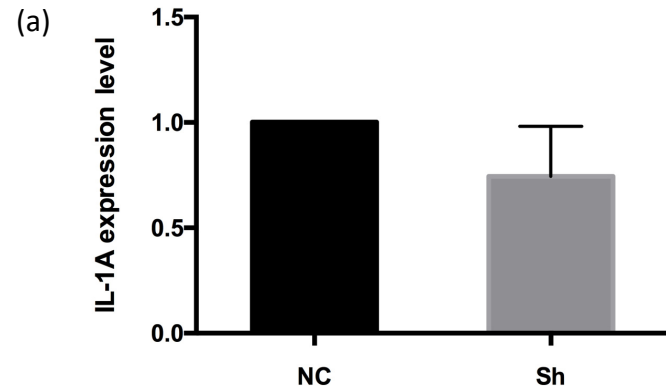


Figure S4



(d) **PCR primer**
IL-1A:
Forward: CCTCACCTCCAACAAAGAT
Reverse: GCCTCAGACATCTCCAGTCC

IL-1B:
Forward: TACAGCAAGGGCTTCAGG
Reverse: TCGTACAGGTGCATCGTG

IL-6:
Forward: CCTCACCTCCAACAAAGAT
Reverse: GCCTCAGACATCTCCAGTCC

